

# READY FOR FLIGHT

EMPOWERING ELMA  
EAGLES TO SOAR

## DESCRIPTION OF KEY AREAS:

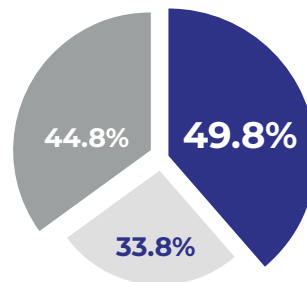
Student Enrollment

# 1697

Graduation Rate, 2022:

# 92%

Students to Standard by SBAC Score

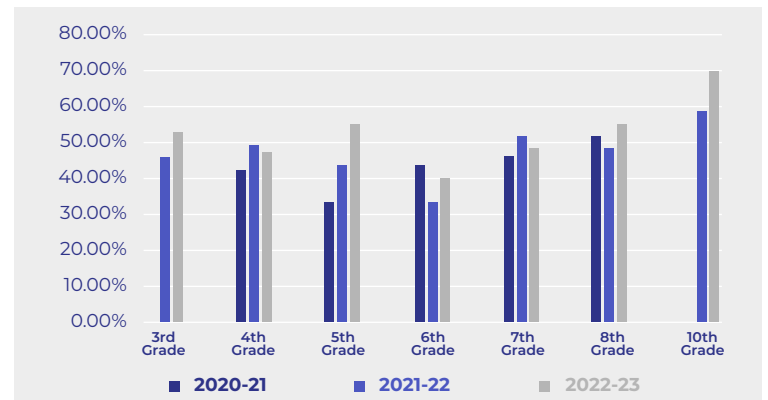


**STUDENTS MET ELA: 49.8%**  
**STUDENTS MET MATH: 33.8%**  
**STUDENT MET SCIENCE: 44.8%**

Assessment Passing Rate

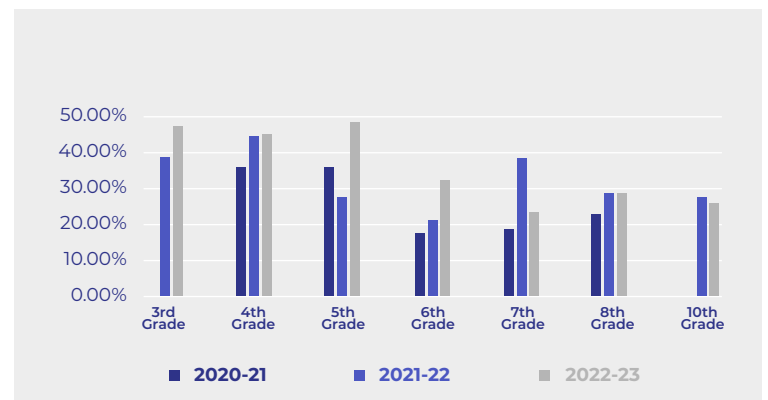
ELA

Grade	2020-21	2021-22	2022-23
3rd Grade		44.1	46.30%
4th Grade	41.9	49.5	45.30%
5th Grade	35.0	44.1	56.10%
6th Grade	45.2	32.8	40.80%
7th Grade	36.4	43.0	38.80%
8th Grade	43.0	38.3	45.80%
10th Grade		58.3	70.50%



Math

Grade	2020-21	2021-22	2022-23
3rd Grade		39.2	46.30%
4th Grade	36.2	44.0	44.30%
5th Grade	36.9	25.5	46.50%
6th Grade	17.7	21.1	31.10%
7th Grade	18.8	38.0	24.30%
8th Grade	23.1	27.5	27.50%
10th Grade		25.0	23.10%



Early Learning - All students enter Kindergarten Ready:

We are dedicated to ensuring that every Elma Eagle takes off on their educational journey with a strong foundation. Through comprehensive early learning programs, family engagement initiatives, and community partnerships, we will equip our students with the skills and knowledge needed to excel in kindergarten and beyond. Measurement indicators may include developmental screenings, kindergarten readiness assessments, and parent satisfaction surveys.

Improve Kindergarten Readiness Rate from 35% to over 50% by the 2024 WA Kids Assessment.

STEP 01

Identify 'Kindergarten Readiness' standards

STEP 02

Break standards down into a student-centered format

STEP 03

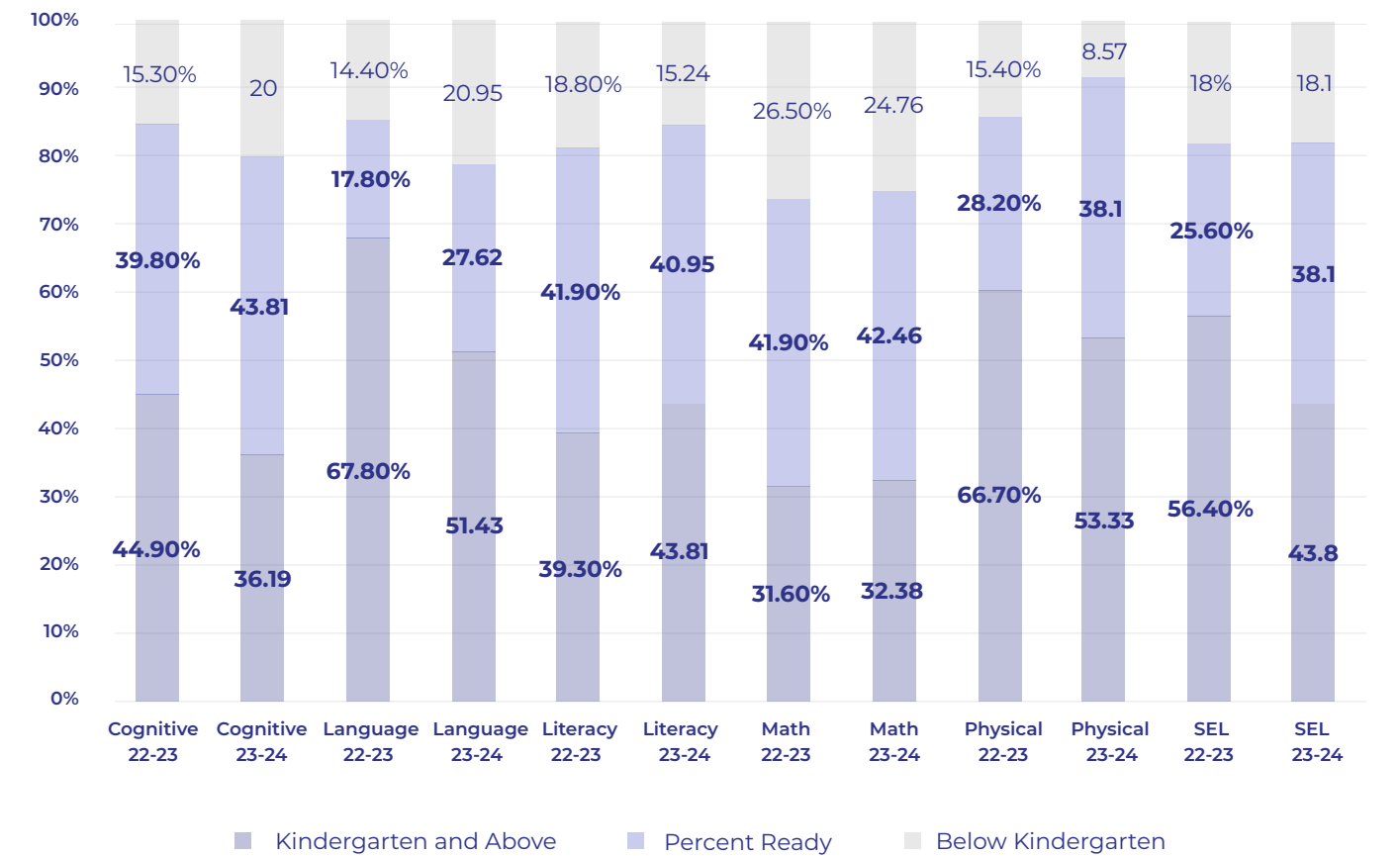
Build partnerships with Early Learning Partners and Families

STEP 04

Support Early Learning Partners and Families in meeting Kindergarten Readiness standards.

2022-23 Kindergarten Readiness

	Kindergarten and Above		Percent Ready		Below Kindergarten	
	22-23	23-24	22-23	23-24	22-23	23-24
Cognitive	44.90%	36.19	39.8%	43.81	15.3%	20.0
Language	67.80%	51.43	17.80%	27.62	14.4%	20.95
Literacy	39.30%	43.81	41.9%	40.95	18.8%	15.24
Math	31.60%	32.38	41.9%	42.86	26.5%	24.76
Physical	66.70%	53.33	28.2%	38.1	15.4%	8.57
Social Emotional	56.40%	43.8	25.6%	38.1	18%	18.1



Mastery-Based Learning - All students to grade level:

We aim for every Elma Eagle to reach new heights and achieve grade-level proficiency in all subjects. By implementing personalized and mastery-based learning approaches, we will tailor instruction to meet individual student needs, provide ongoing feedback, and offer targeted interventions when necessary. Measurement indicators may include regular formative assessments through Empower, standardized tests, and progress monitoring data through iReady.

All students will make a minimum of one-year academic growth across all grade levels from prior year assessments; the percentage of students to standards must remain consistent with the previous year.

STEP 01

Identity academic standards students must meet each year.

STEP 02

Ensure alignment of student learning activities to academic standards.

STEP 03

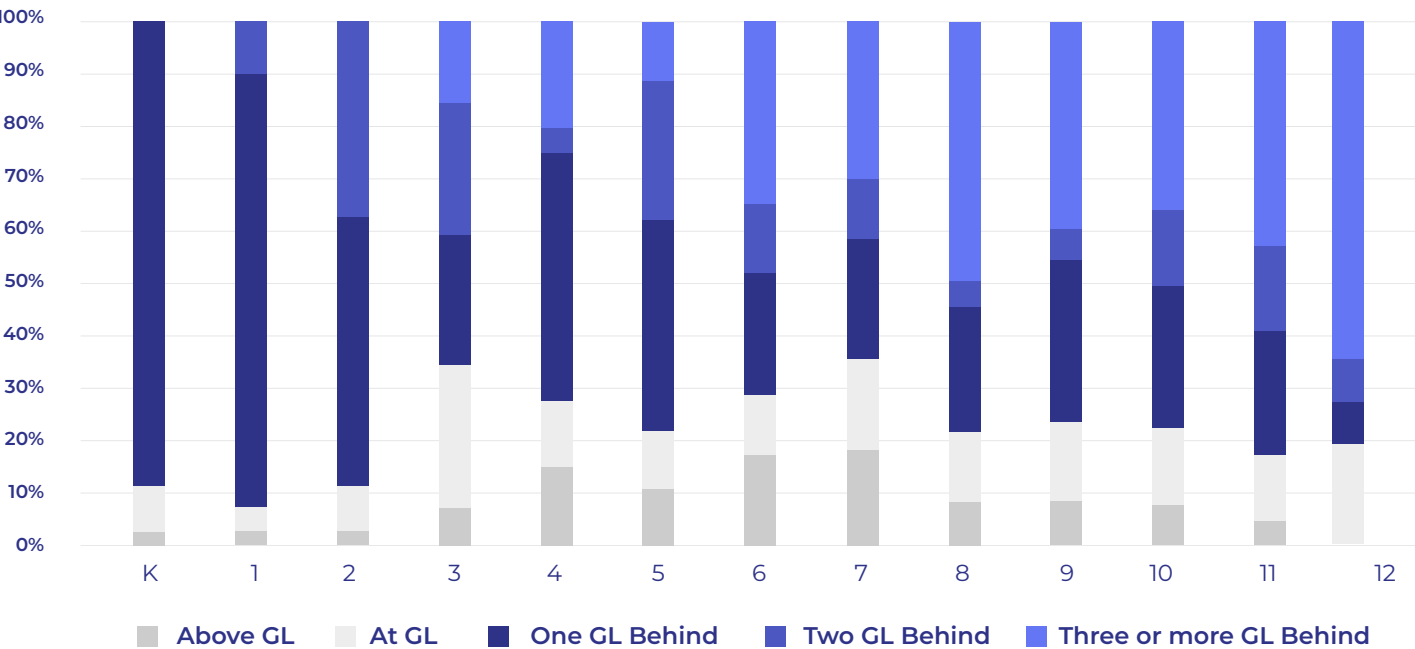
Vertically align standards across grade levels.

STEP 04

Integrate academic standards across content areas to provide holistic support.

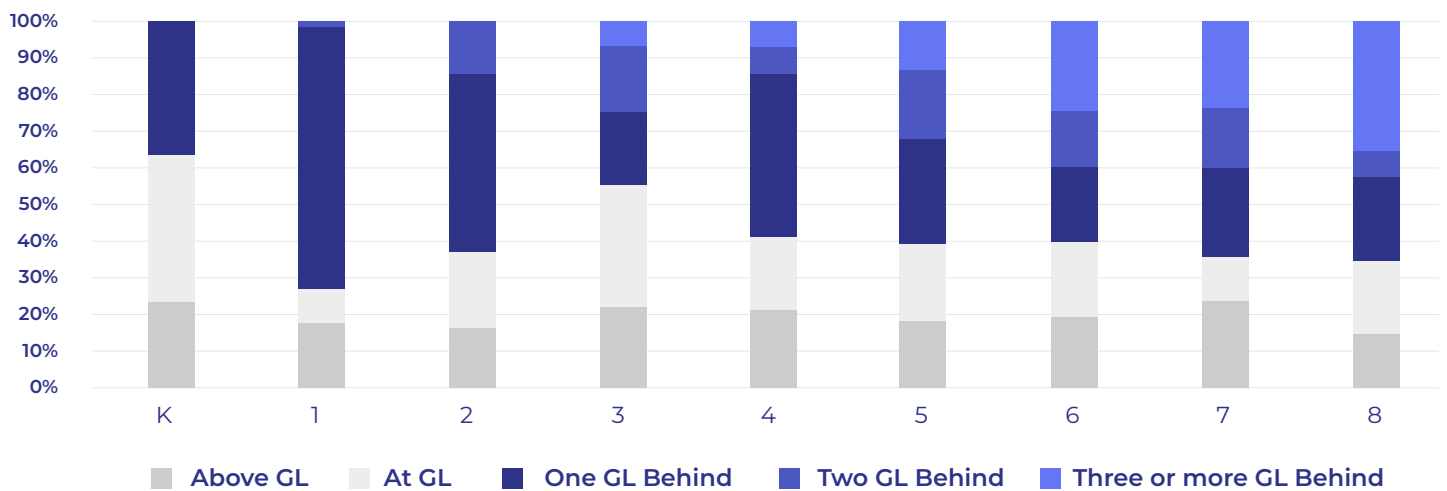
Fall - ELA iReady

Grade	Above GL	At GL	One GL Behind	Two GL Behind	Three or more GL Behind	Students Assessed
K	4%	11%	85%	0%	0%	100/113
1	4%	3%	82%	10%	0%	115/115
2	3%	8%	51%	38%	0%	144/144
3	9%	25%	25%	26%	15%	96/97
4	14%	13%	47%	5%	20%	104/104
5	12%	13%	37%	26%	13%	94/97
6	17%	11%	23%	14%	35%	115/115
7	18%	17%	23%	11%	30%	105/108
8	8%	13%	24%	4%	50%	134/139
9	8%	15%	31%	6%	40%	107/139
10	7%	15%	27%	15%	36%	96/129
11	4%	13%	24%	16%	43%	75/97
12	0%	19%	8%	8%	65%	26/60



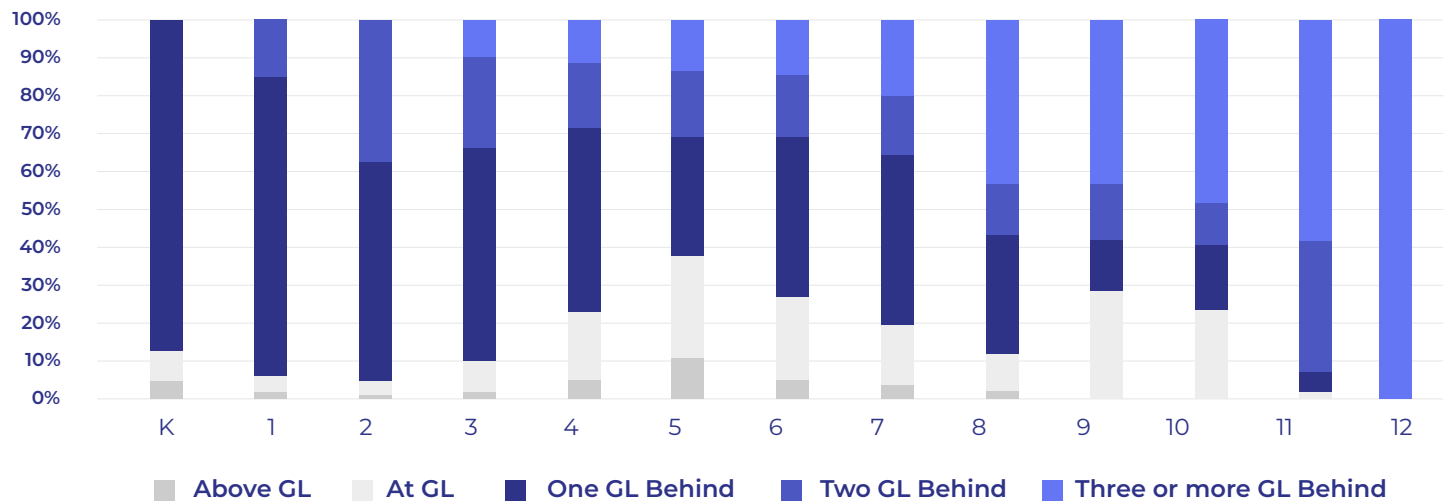
## Winter ELA iReady

Grade	Above GL	At GL	One GL Behind	Two GL Behind	Three or more GL Behind	Students Assessed
K	24%	40%	36%	0%	0%	100/113
1	21%	11%	84%	1%	0%	115/115
2	17%	21%	49%	14%	0%	144/144
3	23%	33%	20%	18%	6%	96/97
4	22%	20%	45%	7%	7%	104/104
5	19%	21%	29%	19%	13%	94/97
6	20%	20%	21%	15%	24%	115/115
7	24%	19%	17%	16%	23%	105/108
8	15%	20%	23%	7%	35%	134/139



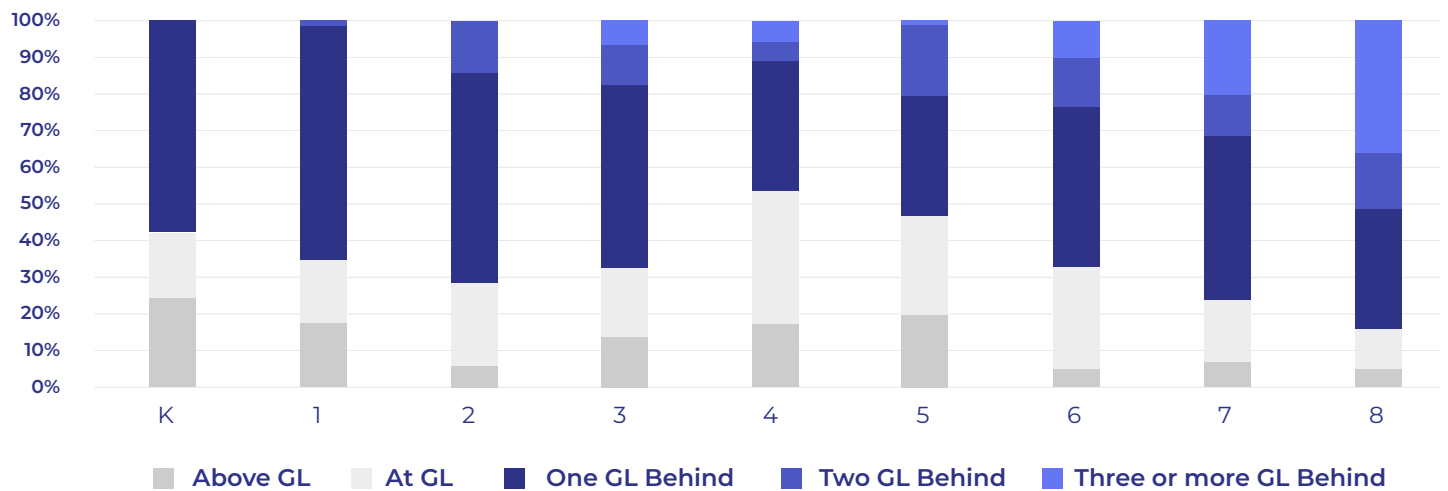
## Fall - Math iReady

Grade	Above GL	At GL	One GL Behind	Two GL Behind	Three or more GL Behind	Students Assessed
K	5%	8%	87%	0%	0%	102/113
1	2%	4%	79%	15%	0%	115/115
2	1%	4%	58%	37%	0%	142/144
3	2%	8%	56%	24%	9%	96/97
4	5%	18%	49%	17%	11%	104/104
5	11%	27%	32%	17%	13%	93/97
6	5%	22%	43%	16%	14%	115/115
7	4%	16%	45%	16%	20%	109/110
8	2%	10%	32%	14%	43%	136/138
9	0%	29%	13%	15%	43%	93/140
10	0%	24%	17%	11%	48%	92/132
11	0%	2%	5%	35%	58%	55/97
12	0%	0%	0%	0%	100%	6/18



## Winter Math iReady

Grade	Above GL	At GL	One GL Behind	Two GL Behind	Three or more GL Behind	Students Assessed
K	25%	17%	58%	0%	0%	100/113
1	18%	17%	62%	3%	0%	115/115
2	6%	22%	57%	14%	0%	144/144
3	14%	19%	50%	10%	7%	96/97
4	17%	36%	35%	6%	5%	104/104
5	20%	27%	33%	19%	1%	94/97
6	5%	28%	44%	13%	10%	115/115
7	7%	17%	45%	11%	20%	105/108
8	5%	11%	33%	16%	36%	134/139



Career and College Readiness -  
All students graduate Career, College, and Life Ready

We strive to empower every Elma Eagle to navigate their post-graduation path confidently, whether pursuing a career or further education. We will ensure our students are well-prepared for success beyond high school through rigorous academic programs, career exploration opportunities, and comprehensive guidance and counseling services. Measurement indicators could include graduation, post-secondary enrollment, career pathway participation, and alumni success stories.

Improve post-secondary going rate from 33% to 40% by Spring 2024.

STEP 01

Identify student post-secondary pathways.

STEP 02

Build post-secondary dual credit articulations aligned to student pathways.

STEP 03

All students will earn a minimum of twelve dual credits aligned to a post-secondary pathway.

STEP 04

Remove extrinsic barriers to students' post-secondary transition plans; FAFSA, Applications, etc.

Based on the data you provided from Elma, let's create a structured overview to better understand the readiness levels for both college and career. This will be an "Elma School District College & Career Readiness Scorecard."

Elma School District College & Career Readiness Scorecard

College Ready Count: 13.3%

Financial Support

- Elma 2023 FAFSA Filing: 37.9%
- WA State: 54.1%

Academic Performance

Students with GPA above 2.8:

- 9th Grade: 19.23%
- 10th Grade: 52.53%
- 11th Grade: 48.8%
- 12th Grade: 48.73%

Math Proficiency

Students passing Algebra II:

- 9th Grade: 0%
- 10th Grade: 0%
- 11th Grade: 22.89%
- 12th Grade: 30.38%

Dual Credit Achievement

Students Earning Dual Credit in ELA or Math:

- 9th Grade: 0%
- 10th Grade: 0%
- 11th Grade: 0.6%
- 12th Grade: 30.38%

Career Ready: 48%

Co-Curricular Participation

Students Involved in 2 or more activities:

- 9th Grade: 25%
- 10th Grade: 27.22%
- 11th Grade: 24.7%
- 12th Grade: 24.68%

Career-Related Courses

Dual Credit Career Course:

- 9th Grade: 0%
- 10th Grade: 77.22%
- 11th Grade: 77.11%
- 12th Grade: 77.22%

Missing Data

- Identified Student Pathways
- Dual Credit Alignment to Pathway

This scorecard provides a concise breakdown of the college and career readiness in the Elma School District across all high school grades. It can help to identify areas of improvement and guide interventions.

## Elma || District Wide

What percent of students enrolled in the first year after graduation?

4 Year

**14%**



2 Year/CTC

**20%**



Not Enrolled

**67%**



What percent of enrollees persisted beyond the first year?

What were the highest degrees attained within 8 years of graduation?

Bachelor's or Higher

**13%**



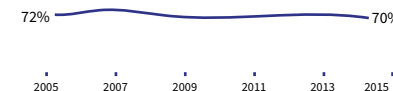
Associate/Certificate

**17%**



No Degree

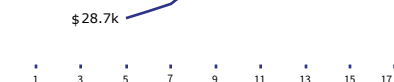
**70%**



What were the median earnings of graduates in the 16 years after graduation?

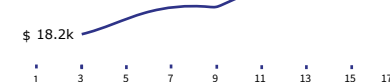
Bachelor's or Higher

**\$69,900**



Associate/Certificate

**\$46,000**



HS Diploma

**\$49,200**



What is the highest postsecondary credential earned within 8 years of high school graduation?

Elma || School: District Wide



Note: In order to protect student data while maximizing the number of demographic groups shown, the completion data displayed is a 3-year rolling average. For example,

## Social and Emotional Learning - All students find meaning and purpose behind their education:

We value the holistic development of our Elma Eagles, fostering their social and emotional well-being as they explore their passions. We will nurture resilient, engaged learners by integrating social and emotional learning into the fabric of our educational environment, promoting a positive and inclusive climate, and providing targeted support services. Measurement indicators may include social-emotional assessments, student surveys on well-being, and disciplinary incident reports.

*Improve student sense of belonging and value of education to over 40% district-wide by June 2024.*

### STEP 01

Connect educational programs to students' post-secondary and life goals.

### STEP 02

Use Mastery-Based Grading to begin integrating learning opportunities to meet individual student learning goals.

### STEP 03

Identify student learning interests and increase programming options for students.

## Universally Designed Learning - Instruction designed to meet students where they are at to help them meet specific learning goals:

We embrace the power of universally designed learning, ensuring that each Elma Eagle receives the personalized support they need to reach their full potential. Through differentiated instruction, assistive technologies, and inclusive practices, we will meet students where they are and guide them toward their individual learning goals. Measurement indicators could include evidence of differentiated instruction strategies, student growth data, and success in meeting personalized targets.

*Increase the time students on IEPs receive services outside of general education classrooms from 5% to 15% by 2024.*

### STEP 01

Identify types of learning supports needed by students.

### STEP 02

Provide scaffolding supports to academic teachers in supporting students in General Education Classrooms.

### STEP 03

STEP 3 - Restructure special education teacher time from working with students to working with teachers in providing supports for students.

## Mission Statement:

"Together, we empower Elma Eagles to reach new heights, fostering a culture of excellence, belonging, and lifelong learning in our community."

## Vision:

"The Elma School District envisions a future where every Elma Eagle takes flight, equipped with the knowledge, skills, and resilience to navigate their unique journeys, contribute meaningfully to their communities, and embrace opportunities that await."

Note: The specific measurement methods for each indicator will be determined based on the Elma School District's assessment systems, data collection tools, and reporting frameworks. The strategic plan aligns with the goals and initiatives of AASA's Redefining Ready and the National Superintendents Association workgroup on Career and College Readiness, ensuring comprehensive evaluation of student outcomes.



360.482.2822  
360.482.1800

1235 Monte-Elma Rd  
ElmaWA98541