ORANGE UNIFIED SCHOOL DISTRICT

Measure S Bond Program

March 2024 Monthly Progress Report

PERIOD COVERED:
March 1-31, 2024

FISCAL YEAR
FY 2023-2024

PROGRESS REPORT NO.
PR-081-2024-081

PREPARED BY:
CUMMING GROUP
BUILDING VALUE THROUGH EXPERTISE

TABLE OF CONTENTS

1.0 Executive Summary

1.1 Program Summary

1.2 Program Highlights/Key Milestones

1.3 Look Ahead (next 90 days)

2.0 Project Status Report

PHASE 1:

Canyon HS – Science Center
El Modena HS – Science Center
Orange HS – Utility Infrastructure (Increment # 1)
Orange HS – Science Center (Increment # 2)
Villa Park HS – Interim Housing & Science Center

PHASE 2:

Canyon HS - Modernization
El Modena HS - Modernization
Orange HS - New & Building Modernization
Villa Park HS - New Building & Modernization

3.0 Financial Report

3.1 Project Cost Estimate

- Summary with Quarterly totals
- Budget vs Actuals with Vendor details per High School

3.2 Cash Flow Projections

4.0 Program Schedule Summary

4.1 Phase I Schedule Summary

4.2 Phase II Schedule Summary

1.0 EXECUTIVE SUMMARY

1.1 Program Summary

Division of State Architects (DSA) approval to establish Phase 1 design criteria completed as follows:

- (Completed) February 7, 2018 - Villa Park HS Interim Housing (DSA Application #04-116788)
- (Completed) March 1, 2018 - Orange HS Increment #1 (Infrastructure Upgrades, Move Relocatable Buildings, Bus Drop-Off, Restroom Renovation Project) (04-116673.1)
- (Completed) April 10, 2018 - Orange HS Increment # 1 (Satellite Kitchen) (04-116673.2)
- (Completed) July 12, 2018 - Orange HS Science Center (Increment # 2) (04-116859)
- (Completed) August 16, 2018 - Villa Park HS Science Center (04-117022)
- (Completed) November 6, 2018 - El Modena HS Science Center (04-117098)
- (Completed) January 31, 2019 - Canyon HS Science Center (04-117300)
- (Completed) May 2, 2019 - Canyon HS Interim Modular Kitchen (04-118418)
- (Completed) June 25, 2019 - Orange HS Custom Tensile Fabric Shade Structures (04-118351)
- (Completed) October 24, 2019 - Villa Park HS New Parking and Drop Off (04-118521).
- (Completed) September 22, 2020 - El Modena HS Phase 1 Quad (04-119124)

Phase 1 construction started (NTP) / *Completed* (NOC) / DSA completed, as follows:

- Construction Start - June 15, 2018 – Orange HS Site Infrastructure (Increment #1) (04-116673)
  - (DSA Completed) September 4, 2019 – Orange HS Site Infrastructure (Increment #1) (04-116673)
- Construction Start January 7, 2019 – Villa Park HS (Int Housing and Science Center) (04-117022)
  - (DSA Completed) March 17, 2022 – Interim Housing (04-116788)
  - (DSA Completed) March 21, 2022 – Parking Lot Drop-Off (04-118521)
  - (*Completed*) January 20, 2023 – Villa Park HS Science Center (04-117022)
- Construction Start February 18, 2019 – Orange HS Science Center (Increment #2) (04-116859)
  - (DSA Completed) April 8, 2020 – Custom Tensile Fabric Shade Structure (04-118351)
  - (DSA Completed) August 11, 2021 – Orange HS Science Center (Increment #2) (04-116859)
- Construction Start April 2, 2019 – El Modena HS Science Center (04-117098)
  - (DSA Completed) September 26, 2023 – El Modena HS Science Center (04-117098)
- Construction Start June 12, 2019 – Canyon HS Interim Housing & Science Center (04-117300)
  - (DSA Completed) August 7, 2020 – Interim Modular Kitchen (04-118418)
  - (*Completed*) January 20, 2023 – Canyon HS Science Center (04-117098)

Division of State Architects (DSA) approval to establish Phase 2 design criteria as follows:

- (Completed) September 10, 2021 – Villa Park HS Phase 2 (04-119694)
- (Completed) May 6, 2022 – El Modena HS Phase 2 (04-120032)

- (Completed) September 22, 2020 – El Modena HS Phase 2 Quad (04-119124)
- (Completed) May 6, 2022 – El Modena HS Phase 2 Temp Modular Classrooms (04-121911)
- (Completed) January 25, 2022 – Orange HS Phase 2 (04-120151)
- (Completed) June 29, 2023 – Orange HS Phase 2 Temp. Modular Classrooms (04-122031)
- (Completed) January 14, 2022 – Canyon HS Phase 2 (04-120410)

Phase 2 construction started (NTP) / *Completed* (NOC) / DSA completed, as follows:

- Construction Start - September 23, 2021 – Orange HS Bldg. 300 Admin Swing Space (S2122-001C)
  - (*Completed*) March 1, 2022 – Orange HS Bldg. 300 Admin Swing Space (S2122-001C)
- Construction Start November 3, 2022 – Villa Park HS (S2223-001)(New Classroom Building & Building 100/200 Modernization) (04-119694)
- Construction Start December 23, 2022 – Orange HS (Interim Modular Housing (four) Classrooms (04-122031)
  - (*Completed*) March 17, 2023 – (S2223-004C) (Site Work for the Interim Modular Housing (four) Classrooms
- Construction Start January 3, 2023 – Orange HS (S2223-002)(2-Story Classroom & Student Services Building) (04-120151)
- Construction Start March 3, 2023 – El Modena HS (S2223-003)(Campus Modernization) (04-120032)
- Construction Start March 3, 2023 – El Modena HS (S2223-003)(Quad Alterations to Courtyard) (04-119124)
  - *Substantially Complete 12/27/2023.*
- Construction Start June 12, 2023 – El Modena HS (S2223-006)(Site Work for the Interim Modular Housing (eight) Classrooms) (04-121926)
  - (*Completed*) January 30, 2024 – (S2223-006) (Site Work for the Interim Modular Housing (eight) Classrooms.
- Construction Start June 12, 2023 – Canyon HS (S2223-005)(Building C Modernization) (04-120410)

1.2 Program Highlights/Key Milestones

California Environmental Quality Act (CEQA) Compliance ACHIEVED on Phase 1 (as required by law):

- Villa Park HS Science Center – Notice of Exemption (Board approved on 9/20/18).
- Canyon HS Science Center – Notice of Exemption (Board approved on 7/26/18).
- Orange HS Science Center – Notice of Exemption (Board approved on 3/8/18).
- El Modena HS Science Center – Notice of Exemption (Board approved on 3/8/18).

California Environmental Quality Act (CEQA) Compliance ACHIEVED on Phase 2 (as required by law):

- Orange HS Phase 2 – Based on CEQA review, no new Notice of Exemption needed.
- Villa Park HS Phase 2 – Notice of Exemption (Board approved on 4/14/22).
- Canyon HS Phase 2 – Notice of Exemption (Board approved on 5/5/22).

- El Modena HS Phase 2 – Notice of Exemption (Board approved on 5/5/22).

Program Wide Cash Flow Projection / Bond Issuance

- The last Citizen's Oversight Committee meeting was held on 1/24/24, in District Office, conference room B. The Measure S team gave an update of Phase II bid awards and projects. There were presentations of the Measure S Bond Audit, discussion on portable modulars remaining on-site, Living Skills classrooms, energy efficiency, and State Matching funds reports, as well. Next meeting that was scheduled is for April 17, 2024, at Villa Park HS.

- As of March 31, 2024, the overall project budgets are being reviewed with a CM team, program management and the District executives weekly and revised for Phase 2 changes, as approved by the CBO.

Project Achievements:

- As of 3/31/24, processed PCL payment application # 13 (February) reflecting 66% paid overall completion, reflecting 451 calendar days elapsed.

- As of 3/31/24, processed PINNER payment application # 14 (February) reflecting 59% paid overall completion, reflecting 483 calendar days elapsed.

- As of 3/31/24, processed BERNARDS payment application # 11 (February) reflecting 43% paid overall completion, reflecting 363 calendar days elapsed.

- As of 3/31/24, processed PCN3 payment application # 10 (March) reflecting 81% paid overall completion, reflecting 293 calendar days elapsed.

1.3 Look Ahead (next 90 days)

Board of Education Agenda

April 11th

1. Recommend Board approval of the additional design and construction administration services needed to cover the **extended construction contract completion period from 16-months to 22-months (adding 6 months)**, per **Extension of Contract Administration Phase Service Duration** (dated 2/9/2024), received from **LPA,** and a service request for a new exterior fence design**,** per **Additional Service Request for New Fencing and Gates** (dated 2/22/2024), received from **LPA**, both under contract Amendment # 1, for the Villa Park HS Measure S Phase II project. LPA has proposed **$226,853.00**, to provide additional design and construction administration duties under Amendment # 1 to the current agreement. The revised cumulative total amount of the Agreement, including reimbursables and additional services as outlined in this Amendment, shall increase from a not-to-exceed of $1,800,000.00, to a not-to-exceed of $2,026,853.00.

2. Recommend Board approval of the following **Change Order No. 03**, for **Pinner Construction Co., Inc.**, which lists a general descriptive summary of work for eight (8) potential change orders to adjust designs to field conditions, the change to the contract value, and its impact to the contract timeline. **Change Order No. 03: $4,963.63 – 0 days Additional contract time**. The total value of the original contract, including Change Order No. 03, will increase from $27,026,130.50 to $27,031,094.13 (**1.40%**).

3. Recommend Board approval of the following **Change Order No. 02**, for **PCN3, Inc.**, which lists a general descriptive summary of work for seven (7) potential change orders to adjust designs to field conditions, the change to the contract value, and its impact to the contract timeline. **Change Order No. 02: $44,203.91 – 0 days additional contract time**. The total value of the original contract, including Change Order No. 02, will increase from $8,210,151.20 to $8,254,355.11. (**1.67%).**

4. Recommend Board approval of the following **Change Order No. 04**, for **PCL Construction Services, Inc.**, which lists a general descriptive summary of work for seven (7) potential change orders to adjust designs to field conditions, the change to the contract value, and its impact to the contract timeline. **Change Order No. 04: $41,430.91 – 0 days additional contract time**. The total value of the original contract, including Change Order No. 04, will increase from $19,897,195.09 to $19,938,626.00 (**1.26%).**

5. Recommend Board approval of the following **Change Order No. 06**, for **Bernard Brothers, Inc.**, which lists a general descriptive summary of work for eight (8) potential change orders to adjust designs to field conditions, the change to the contract value, and its impact to the contract timeline. **Change Order No. 06: $277,445.18 – 0 days Additional contract time**. The total value of the original contract, including Change Order No. 06, will increase from $24,682,072.61 to $24,959,517.79 (**2.32%**).

Program Wide

- Orange HS Phase II – PCL Construction Services, Inc. continues moving forward with the Library and Little Theater building patch backs to be completed, continuing with drywall on levels 1 and 2, continuing paint on the 1st level, electric room wiring being pulled, preparing for the power shutdown over spring break to switch over to the new switch gear, elevator install is nearing completion, preparing to call for the State Elevator Inspection, windows framing prep, windows install proceeding (mid-April all windows in, building weather tight and dried in), exterior plaster coat on south end and painted, and maintain the newly installed landscape near Library and Building 400 and prepare for occupancy turnover, and exterior paving continues. Please note that there is a slight delay on the exterior brick veneer based on color and finish selection.

- Orange HS Phase II – preparing the Letter of Partial Occupancy to accept the Landscape area (See LP-301 areas outlined), with a start for the 90-day warranty period. There has been a rain delay affecting this area turn-over.

- El Modena HS Phase II – Bernard Bros continuing completion of building 800 (Phase 1) for a 4/1/24 turn-over, installing the bathroom accessories and mirrors, paint all interior, perform final room inspections, preparing for HVAC system test and balance, move the existing culinary equipment to the new classroom, preparing for Ansul fire suppression system testing in culinary

room, prepping for sinks, KILN concrete pads being poured, and plumbing and gas fixture in the culinary room, conducting full fire alarm testing in building 800. On the covered breezeway completing the paint of columns, installing electric for lights, completing the new steel canopy decking, awaiting the delivery of new breezeway roof for final placement, and prepping the hazardous survey to identify the hazardous material removal prior to full demo.

- El Modena HS Phase II – preparing the Letter of Partial Occupancy for the acceptance of Building 800_Quad_Breezeway (Phase 1), estimated for the end of Spring Break (April 1st).

- El Modena HS Phase II –the Alterations to Courtyard Improvements (Quad) project (04-119124), dated December 27, 2023, was fully executed. This is separate to the building 800 - Phase 1 partial acceptance.

- El Modena HS Phase II – the Move Manager assisted with the move of all teachers/classrooms back into building 800, from their various temporary locations, with completion at the end of Spring Break (April 1st).

- Villa Park HS Interim Housing & Science Center – the DSA 310-P Notification of Requirement for Certification for Construction of 1-Science Classroom Building (04-117022) status, all final fire alarm work was completed, the IOR completed the final system testing during spring break. Once completed the architect will re-submit a 302 Completion Request for re-examination of the project for close-out (as outlined in Procedure PR 13-02), pursuant to the DSA certificate of compliance.

- Villa Park HS Phase II – Pinner continues with installing the exterior dens glass on the verticals (looking into issue with Tyvek attachment at vertical), framing at roof canopies and mechanical equipment curbs, roof top HVAC units were installed, all interior framing on 1st and 2nd levels continues and insulation follows, pour concrete spread footing for stair # 1 and 3, all interior rough-in and wire install continues, interior mechanical duct shafts and overheads being placed, interior door installation on level 1, exterior stair framing, install steel angles for stair attachment (stairs to arrive in 1 week), and temp stair tower removed to pave fire lane.

- Villa Park HS Phase II – The architect is preparing the DSA 140 (CCD) for submission to include a full exterior fence around the school site for single point of entry and renovate a new attendance receiving window. Once submitted and approved, a price can be negotiated with Pinner for final approval.

- Canyon HS Science Center – Working on the DSA 310-P Notification of Requirement for Certification for Construction of 1-Science Classroom Building, 1-Multi-purpose Building H, 1-Kitchen, and 1-Parking Lot (04-117300) status, the FTN for CCD 140-032 (A), to re-orient the front office H/C accessible desk, was completed. The IOR contacted the DSA Field Inspector to close out this FTN item. The Architect re-submitted the DSA 302 Completion Request for re-

examination of the project for close-out (as outlined in Procedure PR 13-02), pursuant to the DSA certificate of compliance.

- Canyon HS Phase II – PCN3 continuing installation of lights into the T-bar celling grid, install low voltage and fire alarm devices in the T-bar ceiling, install sleeves and finish the fire alarm in electrical / IDF rooms, removal bank of unnecessary lockers, install interior wood doors and hardware, running cable from building A to building B to energize building, preparing the layout to install electrical panels, start the install of plumbing fixtures in restrooms 413-415, and start exterior paint in areas exposed to student during the spring break.

2.0 PROJECT STATUS REPORT (PHASE 1)

Orange High School Science Center

CANYON HIGH SCHOOL

CANYON HS SCIENCE CENTER

✓ 12 Laboratory Rooms ✓ 12 General Classrooms ✓ Student Services ✓ New Food Services ✓ New Kitchen	✓ New Multi-Purpose Room Entry ✓ Parking Lot Improvements ✓ Infrastructure Upgrade and Improvements ✓ Landscape Improvements

Project Update (Close Out):

Canyon HS Science Center
Canyon HS Interim Kitchen and Site Improvements
NOC: *1/19/2023 (B/A) and 1/20/2023 (Recorded).*
DSA Certification of Compliance (04-118418): *08/07/2020*

NOC: *1/19/2023 (B/A) and 1/20/2023 (Recorded).*
DSA Certification of Compliance (04-117300): Pending

- As of 3/31/24, status on the DSA 310-P Notification of Requirement for Certification for Construction of 1-Science Classroom Building, 1-Multi-purpose Building H, 1-Kitchen, and 1-Parking Lot (04-117300) status, the FTN for CCD 140-032 (A), to re-orient the front office H/C accessible desk, was completed. The IOR contacted the DSA Field Inspector to close out this FTN item. The Architect re-submitted the DSA 302 Completion Request for re-examination of the project for close-out (as outlined in Procedure PR 13-02), pursuant to the DSA certificate of compliance.

See Construction Photo's below:

Left to right: Aerial shot of the completed Canyon HS STEM Center (Front of campus, Imperial Hwy view), site of the removed temporary kitchen modular unit.

EL MODENA HS SCIENCE CENTER

✓ 12 Laboratory Rooms ✓ 1 General Classrooms ✓ 2 Medically Fragile Classrooms	✓ Relocation of Campus MDF ✓ Technology & Utility Upgrade ✓ Landscape Improvements

Project Update (Completed):

El Modena HS Science Center

NOC: *1/19/2022 (B/A) and 1/20/2023 (Recorded).*

DSA Certification of Compliance (04-117098): *09/26/2023*

See Completion Photo below:

El Modena HS – Science Center STEM Building
(Main entrance, facing campus)

Orange High School

"ONCE A PANTHER, ALWAYS A PANTHER"

ORANGE HS SCIENCE CENTER

✓ 12 Laboratory Rooms ✓ 1 General Classrooms	✓ New Panther Pavilion Plaza ✓ 2 Medically Fragile Classrooms

Project Update Increment # 2 – Science Center (Completed):

Orange HS Increment #1 Site Improvements
NOC: *7/25/2019 (B/A) and 8/2/2019 (Recorded)*
DSA Certification of Compliance (04-116673): 9/4/2019

Orange HS Shade Structure
***NOC:* 6/24/2021 (B/A) and 7/26/2021 (Recorded)**
DSA Certification of Compliance (04-118351): *4/08/2020*

Orange HS Increment #2 STEM Science Building
***NOC*:** 6/24/2021 (B/A) and 7/26/2021 (Recorded)
DSA Certification of Compliance (04-116859): *8/11/2021*

See Completion Photo below:

Orange HS – Science Center STEM Building
(Dusk with lights)

VILLA PARK HIGH SCHOOL
SCHOOL OF EXCELLENCE

VILLA PARK HS SCIENCE CENTER

- ✓ 12 Laboratory Rooms
- ✓ 2 General Classrooms
- ✓ 2 Medically Fragile Classrooms
- ✓ Demolish existing building 300
- ✓ Install 10 New Portable Buildings

Project Update (Close Out):

Villa Park HS Parking Drop-Off and Site Improvements
NOC: *1/19/2022 (B/A) and 1/20/2023 (Recorded).*
DSA Certification of Compliance (04-118521): *3/01/2022*

Villa Park HS Interim Housing and Science Center
NOC: *1/19/2022 (B/A) and 1/20/2023 (Recorded).*
DSA Certification of Compliance (04-117022): Pending

- As of 3/31/24, status on the DSA 310-P Notification of Requirement for Certification for Construction of 1-Science Classroom Building (04-117022) status, all final fire alarm work was completed, the IOR completed the final system testing during spring break. The architect will re-submit a 302 Completion Request for re-examination of the project for close-out (as outlined in Procedure PR 13-02), pursuant to the DSA certificate of compliance.

See Completion Photo below:

Villa Park HS – Science Center STEM Building
(The new Biofiltration area in the foreground next to building)

2.0 PROJECT STATUS REPORT (PHASE 2)

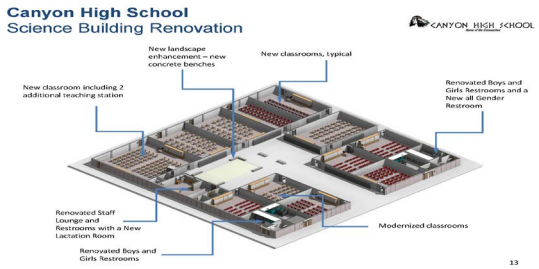

CANYON HIGH SCHOOL

CANYON HS BUILDING MODERNIZATION

- ✓ 10 Renovated Classrooms
- ✓ 2 Living Skills Classrooms
- ✓ Renovate Staff Lounge
- ✓ Renovated Restrooms
- ✓ New All Gender Restroom
- ✓ New Landscape
- ✓ 100 Addition Parking Stalls
- ✓ 17 Portable classrooms removed
- ✓ Site improvements

Project Update (Construction):

- As of 3/31/24, PCN3 continuing installation of lights into the T-bar celling grid, install low voltage and fire alarm devices in the T-bar ceiling, install sleeves and finish the fire alarm in electrical / IDF rooms, removal bank of unnecessary lockers, install interior wood doors and hardware, running cable from building A to building B to energize building, preparing the layout to install electrical panels, start the install of plumbing fixtures in restrooms 413-415, and start exterior paint in areas exposed to student during the spring break.

- On 3/11/24, Board approved **Change Order No. 01**, for **PCN3, Inc.**, which lists a general descriptive summary of work for eight (8) potential change orders to adjust designs to field conditions, the change to the contract value, and its impact to the contract timeline. **Change Order No. 01: $91,136.20 – (0) days** additional contract time. The total value of the original contract, including Change Order No. 01, will increase from $8,119,015.00 to $8,210,151.20 (**1.12%**).

- As of 3/29/24, processed PCN3 payment application # 09 (February) reflecting 74% paid overall completion, reflecting 262 calendar days elapsed.

Construction Photo's:





Left to right: finishing ceiling grid, pulling wire in the electrical conduits, running piping, placing HVAC ductwork, finishing interior drywall, interior painting, wiring electrical panels, and remove the trees in the courtyard.

EL MODENA HS BUILDING MODERNIZATION

- ✓ All Classrooms Renovated
- ✓ 800 Building for Career Technical Education
- ✓ 2 New Elevators
- ✓ Expand Administration Building
- ✓ Enhanced Student Quad
- ✓ Technology & Utility Upgrade
- ✓ Accessibility Upgrades
- ✓ Secure entire campus

Project Update (Construction):

>>>El Modena HS (S2223-006) Site Work for Interim Housing (PH2) – **Substantially Completed**

- As of 3/31/24, Bernard Bros continuing completion of building 800 (Phase 1), installing the bathroom accessories and mirrors, paint all interior, perform final room inspections, preparing for HVAC system test and balance, move the existing culinary equipment to the new classroom, preparing for Ansul fire suppression system testing in culinary room, prepping for sinks, KILN concrete pads being poured, and plumbing and gas fixture in the culinary room, conducting full fire alarm testing in building 800. On the covered breezeway completing the paint of columns, installing electric for lights, completing the new steel canopy decking, awaiting the delivery of new breezeway roof for final placement, and prepping the hazardous survey to identify the hazardous material removal prior to full demo.

- On 3/11/2024, Board approved **Change Order No. 05**, for Bernard Brothers, Inc., which lists a general descriptive summary of work for four (4) potential change orders to adjust designs to field conditions, the change to the contract value, and its impact to the contract timeline. **Change Order No. 05: $139,149.93 – 0 days** additional contract time. The total value of the original contract, including Change Order No. 05, will increase from $24,542,922.78 to $24,682,072.61 (**1.18%**).

- On 3/21/24, the substantial completion acceptance of the Alterations to Courtyard Improvements (Quad) project (04-119124), dated December 27, 2023, was signed based on all the final FTN item being completed. This is separate to the Phase 1 partial acceptance.

- On 3/28/24, the Letter of Partial Occupancy for the acceptance of Building 800_Quad_Breezeway (Phase 1), was signed and will be submitted to Bernards for prior to the acceptance date of April 1, 2024.

- As of 3/29/24, processed BERNARDS payment application # 11 (February) reflecting 43% paid overall completion, reflecting 363 calendar days elapsed.

Construction Photo's:



From Left to right: building 800 rooms being finalized, culinary with the kitchen equipment being set, drama curtains in place, ceramics completing concrete floor, graphic design computers, desks and furniture with power poles, roof top HVAC units and duct and piping penetrations.

ORANGE HS NEW & BUILDING MODERNIZATION

- ✓ New 2-Story Student Service/Admin/Classroom Building
- ✓ Enhanced School Entrance (off Schaffer Avenue)
- ✓ 6 New General Classrooms
- ✓ New Panther Pavilion Plaza
- ✓ Technology & Utility Upgrade
- ✓ Demo of Administration/Classroom Building

Project Update (Construction):

>>>Orange HS (S2122-001C) Building 300 Administration Swing Space – **Completed**
>>>Orange HS (S2223-004C) Temp Modular Classroom Power – **Completed**

- As of 3/31/24, PCL Construction continues, the Library and Little Theater building patch backs to be completed, continuing with drywall on levels 1 and 2, continuing paint on the 1st level, electric room wiring being pulled, preparing for the power shutdown over spring break to switch over to the new switch gear, elevator install is nearing completion, preparing to call for the State Elevator Inspection, windows framing prep, windows install proceeding (mid-April all windows in, building weather tight and dried in), exterior plaster coat on south end and painted, and maintain the newly installed landscape near Library and Building 400 and prepare for occupancy turnover, and exterior paving continues. Please note that there is a slight delay on the exterior brick veneer based on color and finish selection.

- On 3/11/2024, Board approved **Change Order No. 03**, for PCL Construction Services, Inc., which lists a general descriptive summary of work for six (6) potential change orders to adjust designs to field conditions, the change to the contract value, and its impact to the contract timeline. **Change Order No. 03: $158,997.52 – 0 days** additional contract time. The total value of the original contract, including Change Order No. 03, will increase from $19,738,197.57 to $19,897,195.09 (**1.05%**).

- As of 3/31/24, preparing the Letter of Partial Occupancy to accept the Landscape area (See LP-301 areas outlined), with a start for the 90-day warranty period. There has been a rain delay affecting this area turn-over.

- As of 3/31/24, processed PCL payment application # 13 (February) reflecting 66% paid overall completion, reflecting 451 calendar days elapsed.

Construction Photo's:

From Left to right: exterior prep for facia (facing courtyard), interior drywall, ceiling, ductwork and piping runs..

VILLA PARK HIGH SCHOOL
SCHOOL OF EXCELLENCE

VILLA PARK HS NEW & BUILDING MODERNIZATION

- ✓ New 2-Story Classroom Building
- ✓ 18 New General Classrooms
- ✓ New Staff Lounge & Meeting room
- ✓ New Storm Drain system
- ✓ Demolish existing building 500
- ✓ New Stairs and Elevator
- ✓ Utility & Accessibility Upgrades
- ✓ New Fences/Gates to Secure campus

Project Update (Construction):

- As of 3/31/24, Pinner continues with installing the exterior dens glass on the verticals (looking into issue with Tyvek attachment at vertical), framing at roof canopies and mechanical equipment curbs, roof top HVAC units were installed, all interior framing on 1st and 2nd levels continues and insulation follows, pour concrete spread footing for stair # 1 and 3, all interior rough-in and wire install continues, interior mechanical duct shafts and overheads being placed, interior door installation on level 1, exterior stair framing, install steel angles for stair attachment (stairs to arrive in 1 week), and temp stair tower removed to pave fire lane.

- As of 3/31/24, The architect is preparing the DSA 140 (CCD) for submission to include a full exterior fence around the school site for single point of entry and renovate a new attendance receiving window. Once submitted and approved, a price can be negotiated with Pinner for final approval.

- As of 3/29/24, processed PINNER payment application # 14 (February) reflecting 59% paid overall completion, reflecting 483 calendar days elapsed.

Construction Photo's:






Left top to bottom right: interior hallway drywall, ceiling fire piping, and duct runs, interior classrooms, Bldg. 10/200 elevator pit footing concrete pad, pads with from prep, interior metal framing with piping, conduit and ductwork runs. exterior new classroom building.

3.1 PROJECT COST ESTIMATE

Measure S Bond Program
Financial Report for March 2024

QSS Data thru 3/31/2024

	Budget	Contracted to Date	Expended to Date	Quarterly Expense Jan '24 - Mar '24	% Expended
PROGRAM					
Phase 1 - HS Science Center	$168,477,279	$165,480,482	$164,625,510	$132,556	97.71%
Phase 2	$131,226,905	$99,238,371	$55,836,064	$17,315,900	42.55%
TOTAL	**$299,704,184**	**$264,718,853**	**$220,461,574**	**$17,448,456**	**73.56%**
Canyon High School					
Phase 1 - HS Science Center	$54,208,228	$54,108,899	$53,932,726	$43,527	99.49%
Phase 2	$22,407,177	$10,853,436	$7,284,138	$3,102,475	32.51%
TOTAL	**$76,615,405**	**$64,962,335**	**$61,216,865**	**$3,146,002**	**79.90%**
El Modena High School					
Phase 1 - HS Science Center	$37,286,598	$35,789,932	$35,444,395	$63,296	95.06%
Phase 2	$37,012,858	$30,234,603	$13,731,354	$4,152,134	37.10%
TOTAL	**$74,299,457**	**$66,024,536**	**$49,175,749**	**$4,215,430**	**66.19%**
Orange High School					
Phase 1 - HS Science Center	$42,362,654	$42,255,308	$42,216,192	$3,539	99.65%
Phase 2	$32,608,653	$25,495,750	$16,391,828	$4,819,315	50.27%
TOTAL	**$74,971,307**	**$67,751,057**	**$58,608,020**	**$4,822,854**	**78.17%**
Villa Park High School					
Phase 1 - HS Science Center	$34,619,799	$33,326,343	$33,032,196	$22,194	95.41%
Phase 2	$39,198,216	$32,654,581	$18,428,744	$5,241,976	47.01%
TOTAL	**$73,818,015**	**$65,980,925**	**$51,460,940**	**$5,264,170**	**69.71%**

	Budget	Contracted to Date	Expended to Date	Quarterly Expense Jan '24 - Mar '24	% Expended
Canyon High School					
390-9520 Canyon HS Science Center (DSA 04-117300)					
1. Design Cost					
1.01 Architect					
UNCOMMITTED	$0	$0	$0	$0	
GKKWORKS | CANNON DESIGN	$3,133,137	$3,133,137	$3,133,137	$846	100.00%
LIONAKIS	$14,058	$14,058	$14,058	$0	100.00%
	$3,147,195	**$3,147,195**	**$3,147,195**	**$846**	**100.00%**
2. Construction Cost					
2.01 Construction					
UNCOMMITTED	$0	$0	$0	$0	
SWINERTON BUILDERS	$40,915,609	$40,915,609	$40,915,609	$0	100.00%
	$40,915,610	**$40,915,609**	**$40,915,609**	**$0**	**100.00%**
2.02 OFCI & Other Construction					
UNCOMMITTED	$18,117	$0	$0	$0	
ACCO ENGINEERED SYSTEMS INC	$236,785	$236,785	$236,785	$0	100.00%
AMERICAN REPROGRAPHICS CO LLC	$0	$0	$0	$0	
ANIXTER	$5,092	$5,092	$5,092	$0	100.00%
BLUE RIBBON TROPHY	$1,323	$1,323	$1,323	$0	100.00%
CDW GOVERNMENT INC	$82,283	$82,283	$82,283	$0	100.00%
CITY OF ANAHEIM - ELECTRICAL ENGINEERING DIV	$91,340	$91,340	$91,340	$0	100.00%
CONVERGINT TECHNOLOGIES LLC	$1,345	$1,345	$1,345	$0	100.00%
DAHLBERG, KENT & AMY dba NEW DIMENSION	$104,890	$104,890	$24,352	$24,352	23.22%
DEVELOPMENT GROUP INC	$95,769	$95,769	$95,769	$0	100.00%
DIVERSIFIED WINDOW COVERINGS	$3,757	$3,757	$3,757	$0	100.00%
FLINN SCIENTIFIC INC	$9,067	$9,067	$9,067	$0	100.00%
INTER-PACIFIC INC	$21,372	$21,372	$21,372	$0	100.00%
IRVINE PIPE & SUPPLY	$2,504	$2,504	$2,504	$0	100.00%
KNOX COMPANY	$1,102	$1,102	$0	$0	0.00%
LA HABRA FENCE	$7,315	$7,315	$7,315	$0	100.00%
PAVER PLUS	$39,576	$39,576	$39,576	$0	100.00%
SIERRA SCHOOL EQUIPMENT COMPANY	$3,795	$3,795	$3,795	$0	100.00%
THOMPSON ENGINEERING	$22,792	$22,792	$22,792	$0	100.00%
TURTLE STORAGE dba AMERICAN BICYCLE CO	$7,597	$7,597	$7,597	$0	100.00%
VERNES PLUMBING	$9,780	$9,780	$9,780	$0	100.00%
VWR INTERNATIONAL LLC	$16,691	$16,691	$16,691	$0	100.00%
WW GRAINGER INC	$1,039	$1,039	$1,039	$0	100.00%
	$783,330	**$765,213**	**$683,573**	**$24,352**	**87.26%**

	Budget	Contracted to Date	Expended to Date	Quarterly Expense Jan '24 - Mar '24	% Expended
3. Program and Construction Management					
3.01 Program Management Fees					
UNCOMMITTED	$10,922	$0	$0	$0	
CUMMING CONSTRUCTION MGMT INC	$1,413,358	$1,413,358	$1,413,345	$2,669	100.00%
	$1,424,280	**$1,413,358**	**$1,413,345**	**$2,669**	**99.23%**
3.02 Construction Management Fees					
UNCOMMITTED	$0	$0	$0	$0	
CORDOBA CORPORATION	$87,479	$87,479	$87,479	$0	100.00%
GAFCON INC	$3,162,509	$3,162,509	$3,162,509	$0	100.00%
	$3,249,988	**$3,249,988**	**$3,249,988**	**$0**	**100.00%**
4. Construction Support Costs					
4.02 Title, Environmental, Stormwater Management					
UNCOMMITTED	$0	$0	$0	$0	
CHICAGO TITLE COMPANY	$750	$750	$750	$0	100.00%
CITY OF ANAHEIM	$2,524	$2,524	$2,524	$0	100.00%
CITY OF ANAHEIM - WATER	$3,082	$3,082	$3,082	$0	100.00%
COUNTY OF ORANGE - ENVIRONMENTAL HEALTH	$1,615	$1,615	$1,615	$0	100.00%
ENVIRONMENTAL AUDIT INC	$21,375	$21,375	$21,375	$0	100.00%
STATE WATER RESOURCES CONTROL BOARD (SWRCB)	$756	$756	$756	$0	100.00%
	$30,102	**$30,102**	**$30,102**	**$0**	**100.00%**
4.03 Commissioning					
UNCOMMITTED	$1,046	$0	$0	$0	
P2S ENGINEERING INC	$62,503	$62,503	$60,683	$0	97.09%
	$63,549	**$62,503**	**$60,683**	**$0**	**95.49%**
4.05 DSA Review Fees					
UNCOMMITTED	$0	$0	$0	$0	
DIVISION OF STATE ARCHITECT	$521,742	$521,742	$521,742	$0	100.00%
	$521,742	**$521,742**	**$521,742**	**$0**	**100.00%**
4.06 Postage, Printing & Advertising					
UNCOMMITTED	$0	$0	$0	$0	
AMERICAN REPROGRAPHICS CO LLC	$10,950	$10,950	$10,950	$0	100.00%
SOUTHERN CALIFORNIA NEWS GROUP	$2,605	$2,605	$2,605	$0	100.00%
	$13,555	**$13,555**	**$13,555**	**$0**	**100.00%**
4.07 DSA Inspection (IOR)					
UNCOMMITTED	$0	$0	$0	$0	
KNOWLAND CONSTRUCTION SERVICES	$507,572	$507,572	$491,480	$0	96.83%
	$507,572	**$507,572**	**$491,480**	**$0**	**96.83%**
4.08 DSA Construction Phase Testing (LOR)					
UNCOMMITTED	$0	$0	$0	$0	
AMERICAN ENGINEERING LABORATORIES INC	$524,019	$524,019	$524,019	$0	100.00%

	Budget	Contracted to Date	Expended to Date	Quarterly Expense Jan '24 - Mar '24	% Expended
	$524,019	**$524,019**	**$524,019**	**$0**	**100.00%**
4.09 Relocation					
UNCOMMITTED	$0	$0	$0	$0	
BELTMANN GROUP, INC	$14,169	$14,169	$14,169	$0	100.00%
NATIONAL CONSTRUCTION RENTALS	$400	$400	$400	$0	100.00%
REDBIRD FLIGHT SIMULATIONS	$3,900	$3,900	$3,900	$0	100.00%
ULINE INC	$1,284	$1,284	$1,284	$0	100.00%
	$19,753	**$19,753**	**$19,753**	**$0**	**100.00%**
4.11 Preliminary Testing (Hazmat, Topo, Geo, etc)					
UNCOMMITTED	$0	$0	$0	$0	
C BELOW SUBSURFACE IMAGING (Subsurface Investigation)	$8,445	$8,445	$8,445	$0	100.00%
CALIFORNIA GEOLOGICAL SURVEY (Geology and Seismology Review)	$3,600	$3,600	$3,600	$0	100.00%
ENVIRONMENTAL NETWORK CORPORATION	$27,583	$27,583	$27,583	$0	100.00%
HARRINGTON GEOTECHNICAL ENGINEERING INC (Geotechnical Soils Investigation)	$13,500	$13,500	$13,500	$0	100.00%
PROVENCHER, GEORGE (dba PROVO ENGINEERING)	$720	$720	$720	$0	100.00%
RMA GROUP (dba SITESCAN)	$26,103	$26,103	$26,103	$0	100.00%
XICOTENCATL ENRIQUE SALAZAR	$20,100	$20,100	$20,100	$0	100.00%
	$100,050	**$100,050**	**$100,050**	**$0**	**100.00%**
4.12 Utility Connection Fees (Local Permits)					
UNCOMMITTED	$0	$0	$0	$0	
AT&T	$5,302	$5,302	$5,302	$0	100.00%
CITY OF ANAHEIM - ELECTRICAL ENGINEERING DIV	$1,831	$1,831	$1,831	$0	100.00%
CROWN CASTLE INTERNATIONAL	$6,455	$6,455	$6,455	$0	100.00%
SOUTHERN CALIFORNIA GAS CO	$2,445	$2,445	$2,445	$0	100.00%
	$16,034	**$16,034**	**$16,034**	**$0**	**100.00%**
4.13 FF&E (Laboratory Tables and Chairs, other)					
UNCOMMITTED	$5,400	$0	$0	$0	
AMS.NET	$14,485	$14,485	$14,485	$0	100.00%
ARROW RESTAURANT EQUIPMENT	$11,559	$11,559	$11,559	$0	100.00%
CAROLINA BIOLOGICAL SUPPLY	$1,869	$1,869	$1,869	$0	100.00%
FISHER SCIENCE EDUCATION	$36,200	$36,200	$36,200	$0	100.00%
FLINN SCIENTIFIC INC	$8,028	$8,028	$8,028	$0	100.00%
GORM	$15,376	$15,376	$15,376	$0	100.00%
HILLYARD INC	$10,616	$10,616	$10,616	$0	100.00%
SIERRA SCHOOL EQUIPMENT COMPANY	$915,337	$915,337	$903,709	$0	98.73%
VWR INTERNATIONAL LLC	$9,486	$9,486	$9,486	$0	100.00%
WW GRAINGER INC	$1,881	$1,881	$1,881	$0	100.00%
	$1,030,236	**$1,024,836**	**$1,013,209**	**$0**	**98.35%**
4.14 Rental					
UNCOMMITTED	$62,304	$0	$0	$0	

	Budget	Contracted to Date	Expended to Date	Quarterly Expense Jan '24 - Mar '24	% Expended
CONVERGINT TECHNOLOGIES LLC	$10,000	$10,000	$4,021	$1,849	40.21%
FROSTLINE INC	$5,000	$5,000	$0	$0	0.00%
ICE MACHINE SALES & SERVICE	$2,500	$2,500	$518	$518	20.74%
INDUSTRIAL COMMERCIAL SYSTEMS INC	$30,404	$30,404	$13,950	$9,777	45.88%
INDUSTRIAL ELECTRIC SERVICE	$1,500	$1,500	$372	$0	24.78%
OTIS WORLWIDE CORP	$6,000	$6,000	$0	$0	0.00%
POUCHER, JASON dba TRI-CITIES REFRIGERATION	$2,143	$2,143	$2,143	$2,143	100.00%
PROFESSIONAL TURF SPECIALTIES	$21,400	$21,400	$0	$0	0.00%
TIME & ALARM SYSTEMS	$5,000	$5,000	$1,101	$0	22.02%
VERNES PLUMBING	$3,750	$3,750	$612	$612	16.31%
	$150,000	**$87,697**	**$22,716**	**$14,899**	**15.14%**
4.15 Legal Counsel					
UNCOMMITTED	$0	$0	$0	$0	
	$0	**$0**	**$0**	**$0**	
4.16 Miscellaneous Fees					
UNCOMMITTED	$1,538	$0	$0	$0	
OUSD COST OF INTEREST DISTRIBUTION	$93,941	$93,941	$93,941	$0	100.00%
STATE WATER RESOURCES CONTROL BOARD (SWRCB)	$762	$762	$762	$762	100.00%
	$96,241	**$94,703**	**$94,703**	**$762**	**98.40%**
Total 390-9520 Canyon HS Science Center (DSA 04-117300)	**$52,593,256**	**$52,493,927**	**$52,317,755**	**$43,527**	**99.48%**
390-0000 Canyon HS IP Surveillance Camera and Systems					
4. Construction Support Costs					
4.13 FF&E (Laboratory Tables and Chairs, other)					
UNCOMMITTED	$0	$0	$0	$0	
CDW GOVERNMENT INC	$29,337	$29,337	$29,337	$0	100.00%
DIGITAL NETWORKS GROUP INC (F/I IP Camera Software)	$7,093	$7,093	$7,093	$0	100.00%
INTER-PACIFIC INC	$18,163	$18,163	$18,163	$0	100.00%
	$54,593	**$54,593**	**$54,593**	**$0**	**100.00%**
Total 390-0000 Canyon HS IP Surveillance Camera and Systems	**$54,593**	**$54,593**	**$54,593**	**$0**	**100.00%**
390-9520 Canyon HS Interim Kitchen (DSA 04-118418)					
1. Design Cost					
1.01 Architect					
UNCOMMITTED	$0	$0	$0	$0	
GKKWORKS | CANNON DESIGN	$119,620	$119,620	$119,620	$0	100.00%
	$119,620	**$119,620**	**$119,620**	**$0**	**100.00%**
2. Construction Cost					

	Budget	Contracted to Date	Expended to Date	Quarterly Expense Jan '24 - Mar '24	% Expended
2.01 Construction					
UNCOMMITTED	$0	$0	$0	$0	
SWINERTON BUILDERS	$1,053,557	$1,053,557	$1,053,557	$0	100.00%
	$1,053,557	**$1,053,557**	**$1,053,557**	**$0**	**100.00%**
2.02 OFCI and Other Construction					
UNCOMMITTED	$0	$0	$0	$0	
E.R.E.S. ENTERPRISES INC DBA ECONOMY RESTAURANT EQUIP	$49,721	$49,721	$49,721	$0	100.00%
THE DICKLER CORPORATION DBA CHEFS TOYS	$109,449	$109,449	$109,449	$0	100.00%
	$159,170	**$159,170**	**$159,170**	**$0**	**100.00%**
4. Construction Support Costs					
4.01 Rental					
UNCOMMITTED	$0	$0	$0	$0	
ELITE MODULAR LEASING & SALES INC	$191,995	$191,995	$191,995	$0	100.00%
	$191,995	**$191,995**	**$191,995**	**$0**	**100.00%**
4.05 DSA Review Fees					
UNCOMMITTED	$0	$0	$0	$0	
DIVISION OF STATE ARCHITECT	$15,812	$15,812	$15,812	$0	100.00%
	$15,812	**$15,812**	**$15,812**	**$0**	**100.00%**
4.07 DSA Inspection (IOR)					
UNCOMMITTED	$0	$0	$0	$0	
KNOWLAND CONSTRUCTION SERVICES	$61,688	$61,688	$61,688	$0	100.00%
	$61,688	**$61,688**	**$61,688**	**$0**	**100.00%**
4.08 DSA Construction Phase Testing (LOR)					
UNCOMMITTED	$0	$0	$0	$0	
AMERICAN ENGINEERING LABORATORIES INC	$9,219	$9,219	$9,219	$0	100.00%
	$9,219	**$9,219**	**$9,219**	**$0**	**100.00%**
4.11 Preliminary Testing (Hazmat, Topo, Geo, etc)					
UNCOMMITTED	$0	$0	$0	$0	
ENVIRONMENTAL NETWORK CORPORATION	$3,910	$3,910	$3,910	$0	100.00%
	$3,910	**$3,910**	**$3,910**	**$0**	**100.00%**
Total 390-9520 Canyon HS Interim Kitchen (DSA 04-118418)	**$1,614,972**	**$1,614,972**	**$1,614,972**	**$0**	**100.00%**
390-9520 Canyon HS Phase II (DSA 04-120410)					
1. Design Cost					
1.01 Architect					
UNCOMMITTED	$68,650	$0	$0	$0	
GKKWORKS | CANNON DESIGN	$686,493	$686,493	$611,953	$30,360	89.14%
	$755,143	**$686,493**	**$611,953**	**$30,360**	**81.04%**

	Budget	Contracted to Date	Expended to Date	Quarterly Expense Jan '24 - Mar '24	% Expended
2. Construction Cost					
2.01 Construction					
UNCOMMITTED	$0	$0	$0	$0	
PCN3 INC	$8,210,151	$8,210,151	$5,561,739	$2,748,441	67.74%
	$8,210,151	**$8,210,151**	**$5,561,739**	**$2,748,441**	**67.74%**
2.02 OFCI and Other Construction					
UNCOMMITTED	$150,284	$0	$0	$0	
AMS.NET	$32,020	$32,020	$30,700	$30,700	95.88%
APPLIED RESTORATION INC	$1,250	$1,250	$0	$0	0.00%
DAHLBERG, KENT & AMY dba NEW DIMENSION	$7,201	$7,201	$0	$0	0.00%
DEVELOPMENT GROUP INC	$33,161	$33,161	$33,161	$33,161	100.00%
DIVERSIFIED WINDOW COVERINGS	$3,331	$3,331	$3,331	$0	100.00%
INTER-PACIFIC INC	$12,208	$12,208	$12,208	$12,208	100.00%
THOMPSON ENGINEERING	$10,545	$10,545	$0	$0	0.00%
	$250,000	**$99,716**	**$79,400**	**$76,069**	**31.76%**
3. Program and Construction Management					
3.01 Program Management Fees					
UNCOMMITTED	$552,678	$0	$0	$0	
CUMMING CONSTRUCTION MGMT INC	$489,172	$489,172	$363,588	$88,844	74.33%
	$1,041,850	**$489,172**	**$363,588**	**$88,844**	**34.90%**
3.02 Construction Management Fees					
UNCOMMITTED	$212,106	$0	$0	$0	
CORDOBA CORPORATION	$618,346	$618,346	$397,761	$106,464	64.33%
	$830,452	**$618,346**	**$397,761**	**$106,464**	**47.90%**
4. Construction Support Costs					
4.02 Title, Environmental, Stormwater Management					
UNCOMMITTED	$20,850	$0	$0	$0	
ENVIRONMENTAL AUDIT INC	$4,151	$4,151	$4,151	$0	100.00%
	$25,001	**$4,151**	**$4,151**	**$0**	**16.60%**
4.03 Commissioning					
UNCOMMITTED	$11,521	$0	$0	$0	
P2S ENGINEERING INC	$18,479	$18,479	$7,740	$270	41.89%
	$30,000	**$18,479**	**$7,740**	**$270**	**25.80%**
4.05 DSA Review Fees					
UNCOMMITTED	$35,059	$0	$0	$0	
DIVISION OF STATE ARCHITECT	$72,581	$72,581	$72,581	$14,941	100.00%
	$107,640	**$72,581**	**$72,581**	**$14,941**	**67.43%**
4.06 Postage, Printing & Advertising					
UNCOMMITTED	$12,304	$0	$0	$0	

	Budget	Contracted to Date	Expended to Date	Quarterly Expense Jan '24 - Mar '24	% Expended
AMERICAN REPROGRAPHICS CO LLC	$12,445	$12,445	$2,936	$0	23.59%
OUSD PRINTING	$220	$220	$220	$0	100.00%
SOUTHERN CALIFORNIA NEWS GROUP	$2,531	$2,531	$2,531	$0	100.00%
	$27,500	**$15,196**	**$5,686**	**$0**	**20.68%**
4.07 DSA Inspection (IOR)					
UNCOMMITTED	$3,904	$0	$0	$0	
THE ANAHEIM GROUP	$246,096	$246,096	$68,620	$33,225	27.88%
	$250,000	**$246,096**	**$68,620**	**$33,225**	**27.45%**
4.08 DSA Construction Phase Testing (LOR)					
UNCOMMITTED	$35,155	$0	$0	$0	
SMITH EMERY LABORATORIES	$53,786	$53,786	$2,955	$1,807	5.49%
	$88,941	**$53,786**	**$2,955**	**$1,807**	**3.32%**
4.09 Relocation					
UNCOMMITTED	$18,268	$0	$0	$0	
BELTMANN GROUP, INC	$7,500	$7,500	$7,500	$0	100.00%
CLEAN EARTH ENVIRONMENTAL	$9,232	$9,232	$9,232	$0	100.00%
ULINE INC	$0	$0	$0	$0	
	$35,000	**$16,732**	**$16,732**	**$0**	**47.81%**
4.11 Preliminary Testing (Hazmat, Topo, Geo, etc)					
UNCOMMITTED	$130	$0	$0	$0	
ENVIRONMENTAL NETWORK CORPORATION	$34,385	$34,385	$32,187	$2,055	93.61%
XICOTENCATL ENRIQUE SALAZAR	$3,825	$3,825	$3,825	$0	100.00%
	$38,340	**$38,210**	**$36,012**	**$2,055**	**93.93%**
4.13 Furniture, Fixtures & Equipment					
UNCOMMITTED	$20,000	$0	$0	$0	
B & H PHOTO VIDEO PRO AUDIO	$417	$417	$417	$0	100.00%
SIERRA SCHOOL EQUIPMENT COMPANY	$229,107	$229,107	$0	$0	0.00%
	$249,524	**$229,524**	**$417**	**$0**	**0.17%**
4.15 Miscellaneous Fees					
UNCOMMITTED	$0	$0	$0	$0	
OUSD COST OF INTEREST DISTRIBUTION	$211	$211	$211	$0	100.00%
	$211	**$211**	**$211**	**$0**	**100.00%**
5. Contingency					
5.01 Construction Contingency					
UNCOMMITTED	$720,766	$0	$0	$0	
	$720,766	**$0**	**$0**	**$0**	**0.00%**
5.02 Project Contingency					
UNCOMMITTED	$202,975	$0	$0	$0	
	$202,975	**$0**	**$0**	**$0**	**0.00%**

	Budget	Contracted to Date	Expended to Date	Quarterly Expense Jan '24 - Mar '24	% Expended
Total 390-9520 Canyon HS Phase II (DSA 04-120410)	**$12,863,493**	**$10,798,843**	**$7,229,546**	**$3,102,475**	**56.20%**
390-9520 Canyon HS Unallocated Bond Funds					
5. Unallocated Bond Funds					
FD21 MEASURE S INTEREST					
UNCOMMITTED	$230,653	$0	$0	$0	
	$230,653	**$0**	**$0**	**$0**	**0.00%**
FD22 Measure S Bond Funds					
UNCOMMITTED	$8,341,709	$0	$0	$0	
	$8,341,709	**$0**	**$0**	**$0**	**0.00%**
FD22 Measure S Interest					
UNCOMMITTED	$916,730	$0	$0	$0	
	$916,730	**$0**	**$0**	**$0**	**0.00%**
Total 390-9520 Canyon HS Unallocated Bond Funds	**$9,489,092**	**$0**	**$0**	**$0**	**0.00%**
Canyon High School	**$76,615,405**	**$64,962,335**	**$61,216,865**	**$3,146,002**	**79.90%**
El Modena High School					
391-0000 El Modena HS IP Surveillance Camera and Systems					
4. Construction Support Costs					
4.13 FF&E (Laboratory Tables and Chairs, other)					
UNCOMMITTED	$0	$0	$0	$0	
CDW GOVERNMENT INC	$39,388	$39,388	$39,388	$0	100.00%
DIGITAL NETWORKS GROUP INC (F/I IP Camera Software)	$11,719	$11,719	$11,719	$0	100.00%
INTER-PACIFIC INC	$30,073	$30,073	$30,073	$0	100.00%
	$81,179	**$81,179**	**$81,179**	**$0**	**100.00%**
Total 391-0000 El Modena HS IP Surveillance Camera and Systems	**$81,179**	**$81,179**	**$81,179**	**$0**	**100.00%**
391-9520 El Modena HS Science Center (DSA 04-117098)					
1. Design Cost					
1.01 Architect					
UNCOMMITTED	$0	$0	$0	$0	
HARLEY ELLIS DEVEREAUX	$1,978,017	$1,978,017	$1,904,143	$0	96.27%
LIONAKIS	$14,059	$14,059	$14,059	$0	100.00%
	$1,992,076	**$1,992,076**	**$1,918,202**	**$0**	**96.29%**
2. Construction Cost					
2.01 Construction					
UNCOMMITTED	$1,175,487	$0	$0	$0	
ANGELES CONTRACTOR, INC	$25,755,046	$25,755,046	$25,755,046	$0	100.00%
	$26,930,533	**$25,755,046**	**$25,755,046**	**$0**	**95.64%**

	Budget	Contracted to Date	Expended to Date	Quarterly Expense Jan '24 - Mar '24	% Expended
2.02 OFCI and Other Construction					
UNCOMMITTED	$47,934	$0	$0	$0	
ACCO ENGINEERED SYSTEMS INC	$355,544	$355,544	$355,544	$0	100.00%
ALPHA MECHANICAL	$3,119	$3,119	$3,119	$0	100.00%
AMERICAN REPROGRAPHICS CO LLC	$0	$0	$0	$0	
ANIXTER	$5,092	$5,092	$5,092	$0	100.00%
ARROW RESTAURANT EQUIPMENT	$14,213	$14,213	$14,213	$0	100.00%
BLUE RIBBON TROPHY	$1,323	$1,323	$1,323	$0	100.00%
CAROLINA BIOLOGICAL SUPPLY	$25,611	$25,611	$25,611	$0	100.00%
DAHLBERG, KENT & AMY dba NEW DIMENSION	$46,363	$46,363	$46,363	$2,053	100.00%
DEVELOPMENT GROUP INC	$54,520	$54,520	$54,520	$0	100.00%
DIVERSIFIED WINDOW COVERINGS	$9,921	$9,921	$9,921	$0	100.00%
FAIR PLAY SCOREBOARDS	$17,694	$17,694	$17,694	$0	100.00%
FISHER SCIENCE EDUCATION	$25,951	$25,951	$25,951	$0	100.00%
FLINN SCIENTIFIC INC	$12,970	$12,970	$12,970	$0	100.00%
GIANNELLI ELECTRIC INC	$19,380	$19,380	$19,380	$0	100.00%
PATHWAY COMMUNICATIONS	$29,537	$29,537	$29,537	$0	100.00%
PROFESSIONAL TURF SPECIALTIES	$23,460	$23,460	$23,460	$0	100.00%
WW GRAINGER INC	$4,081	$4,081	$4,081	$0	100.00%
	$696,714	**$648,780**	**$648,780**	**$2,053**	**93.12%**
3. Program and Construction Management					
3.01 Program Management Fees					
UNCOMMITTED	$10,000	$0	$0	$0	
CUMMING CONSTRUCTION MGMT INC	$1,515,376	$1,515,376	$1,515,350	$1,623	100.00%
	$1,525,376	**$1,515,376**	**$1,515,350**	**$1,623**	**99.34%**
3.02 Construction Management Fees					
UNCOMMITTED	$0	$0	$0	$0	
ARCADIS U.S. INC	$2,251,362	$2,251,362	$2,251,362	$0	100.00%
CORDOBA CORPORATION	$90,336	$90,336	$90,336	$0	100.00%
	$2,341,698	**$2,341,698**	**$2,341,698**	**$0**	**100.00%**
4. Construction Support Costs					
4.02 Title, Environmental, Stormwater Management					
UNCOMMITTED	$0	$0	$0	$0	
CHICAGO TITLE COMPANY	$1,500	$1,500	$1,500	$0	100.00%
CITY OF ORANGE (PUBLIC WORKS)	$71	$71	$71	$0	100.00%
CITY OF ORANGE (WATER DIVISION)	$10,942	$10,942	$10,942	$0	100.00%
ENVIRONMENTAL AUDIT INC	$8,548	$8,548	$8,548	$0	100.00%
OUSD COST OF INTEREST DISTRIBUTION	$0	$0	$0	$0	
	$21,060	**$21,060**	**$21,060**	**$0**	**100.00%**
4.03 Commissioning					
UNCOMMITTED	$0	$0	$0	$0	

	Budget	Contracted to Date	Expended to Date	Quarterly Expense Jan '24 - Mar '24	% Expended
P2S ENGINEERING INC	$30,459	$30,459	$29,819	$596	97.90%
	$30,459	**$30,459**	**$29,819**	**$596**	**97.90%**
4.05 DSA Review Fees					
UNCOMMITTED	$0	$0	$0	$0	
DIVISION OF STATE ARCHITECT	$346,284	$346,284	$346,284	$0	100.00%
	$346,284	**$346,284**	**$346,284**	**$0**	**100.00%**
4.06 Postage, Printing & Advertising					
UNCOMMITTED	$0	$0	$0	$0	
AMERICAN REPROGRAPHICS CO LLC	$19,155	$19,155	$19,155	$0	100.00%
SOUTHERN CALIFORNIA NEWS GROUP	$2,024	$2,024	$2,024	$0	100.00%
	$21,179	**$21,179**	**$21,179**	**$0**	**100.00%**
4.07 DSA Inspection (IOR)					
UNCOMMITTED	$1	$0	$0	$0	
BPI INSPECTION SERVICE	$339,474	$339,474	$323,834	$0	95.39%
	$339,475	**$339,474**	**$323,834**	**$0**	**95.39%**
4.08 DSA Construction Phase Testing (LOR)					
UNCOMMITTED	$0	$0	$0	$0	
KOURY ENGINEERING & TESTING INC (Geotechnical Engineering)	$619,825	$619,825	$619,825	$0	100.00%
	$619,825	**$619,825**	**$619,825**	**$0**	**100.00%**
4.09 Relocation					
UNCOMMITTED	$1	$0	$0	$0	
BELTMANN GROUP, INC	$5,129	$5,129	$5,129	$0	100.00%
ULINE INC	$1,586	$1,586	$1,586	$0	100.00%
	$6,715	**$6,715**	**$6,715**	**$0**	**99.99%**
4.11 Preliminary Testing (Hazmat, Topo, Geo, etc)					
UNCOMMITTED	$0	$0	$0	$0	
ALLEGIANT FIRE PROTECTION INC	$525	$525	$525	$0	100.00%
CALIFORNIA GEOLOGICAL SURVEY (Geology and Seismology Review)	$3,600	$3,600	$3,600	$0	100.00%
ENVIRONMENTAL NETWORK CORPORATION	$14,132	$14,132	$14,132	$0	100.00%
HARLEY ELLIS DEVEREAUX	$14,908	$14,908	$14,908	$0	100.00%
NINYO & MOORE	$29,771	$29,771	$29,771	$0	100.00%
PCA ARBORISTS & CONSULTANTS INC	$1,569	$1,569	$1,569	$0	100.00%
THE CONVERSE PROFRESSIONAL GROUP (Soils Investigation)	$30,640	$30,640	$30,640	$0	100.00%
	$95,145	**$95,145**	**$95,145**	**$0**	**100.00%**
4.12 Utility Connection Fees (Local Permits)					
UNCOMMITTED	$600	$0	$0	$0	
DIVISION OF STATE ARCHITECT	$0	$0	$0	$0	
SOUTHERN CALIFORNIA EDISON	$3,665	$3,665	$3,665	$0	100.00%
STATE WATER RESOURCES CONTROL BOARD (SWRCB)	$1,593	$1,593	$1,593	$0	100.00%
	$5,858	**$5,258**	**$5,258**	**$0**	**89.76%**
4.13 FF&E (Laboratory Tables and Chairs, other)					

	Budget	Contracted to Date	Expended to Date	Quarterly Expense Jan '24 - Mar '24	% Expended
UNCOMMITTED	$0	$0	$0	$0	
AMS.NET	$3,754	$3,754	$3,754	$0	100.00%
CDW GOVERNMENT INC	$64,325	$64,325	$64,325	$0	100.00%
FISHER SCIENCE EDUCATION	$5,827	$5,827	$5,827	$0	100.00%
FLINN SCIENTIFIC INC	$2,081	$2,081	$2,081	$0	100.00%
GORM	$10,695	$10,695	$10,695	$0	100.00%
HILLYARD INC	$9,910	$9,910	$9,910	$0	100.00%
INTER-PACIFIC INC	$9,256	$9,256	$9,256	$0	100.00%
SIERRA SCHOOL EQUIPMENT COMPANY	$519,971	$519,971	$519,971	$0	100.00%
TURTLE STORAGE dba AMERICAN BICYCLE CO	$6,314	$6,314	$6,314	$0	100.00%
VWR INTERNATIONAL LLC	$47,922	$47,922	$47,922	$0	100.00%
	$680,054	**$680,054**	**$680,054**	**$0**	**100.00%**
4.14 Rental					
UNCOMMITTED	$101,593	$0	$0	$0	
FROSTLINE INC	$5,000	$5,000	$0	$0	0.00%
ICE MACHINE SALES & SERVICE	$2,500	$2,500	$0	$0	0.00%
INDUSTRIAL COMMERCIAL SYSTEMS INC	$20,404	$20,404	$4,466	$4,466	21.89%
OTIS WORLWIDE CORP	$8,048	$8,048	$2,048	$0	25.44%
SMOKE GUARD CA dba SG ARCHITECTURAL SPECIALTIES	$3,705	$3,705	$1,350	$1,350	36.44%
TIME & ALARM SYSTEMS	$5,000	$5,000	$4,145	$1,026	82.90%
VERNES PLUMBING	$3,750	$3,750	$0	$0	0.00%
	$150,000	**$48,407**	**$12,009**	**$6,842**	**8.01%**
4.16 Miscellaneous Fees					
UNCOMMITTED	$0	$0	$0	$0	
DEPARTMENT OF INDUSTRIAL RELATIONS	$1,125	$1,125	$1,125	$0	100.00%
OUSD COST OF INTEREST DISTRIBUTION	$55,233	$55,233	$55,233	$0	100.00%
	$56,358	**$56,358**	**$56,358**	**$0**	**100.00%**
Total 391-9520 El Modena HS Science Center (DSA 04-117098)	**$35,858,810**	**$34,523,194**	**$34,396,615**	**$11,114**	**95.92%**
391-9520 El Modena HS Interim Housing (DSA 04-121926)					
1. Design Cost					
1.01 Architect					
UNCOMMITTED	$0	$0	$0	$0	
HARLEY ELLIS DEVEREAUX	$80,000	$80,000	$74,854	$19,720	93.57%
	$80,000	**$80,000**	**$74,854**	**$19,720**	**93.57%**
2. Construction Cost					
2.01 Construction					
UNCOMMITTED	$58,500	$0	$0	$0	
SANDERS CONSTRUCTION SERVICES	$585,000	$585,000	$585,000	$25,250	100.00%
	$643,500	**$585,000**	**$585,000**	**$25,250**	**90.91%**
2.02 OFCI and Other Construction					

	Budget	Contracted to Date	Expended to Date	Quarterly Expense Jan '24 - Mar '24	% Expended
UNCOMMITTED	$67,002	$0	$0	$0	
DAHLBERG, KENT & AMY dba NEW DIMENSION	$1,635	$1,635	$0	$0	0.00%
DIVERSIFIED WINDOW COVERINGS	$6,783	$6,783	$6,783	$6,783	100.00%
	$75,420	**$8,418**	**$6,783**	**$6,783**	**8.99%**
4. Construction Support Costs					
4.01 Rental					
UNCOMMITTED	$19,368	$0	$0	$0	
ELITE MODULAR LEASING & SALES INC	$500,632	$500,632	$295,954	$0	59.12%
	$520,000	**$500,632**	**$295,954**	**$0**	**56.91%**
4.05 DSA Review Fees					
UNCOMMITTED	$6,887	$0	$0	$0	
DIVISION OF STATE ARCHITECT	$3,113	$3,113	$3,113	$430	100.00%
	$10,000	**$3,113**	**$3,113**	**$430**	**31.13%**
4.07 DSA Inspection (IOR)					
UNCOMMITTED	$0	$0	$0	$0	
KENCO CONSTRUCTION SERVICES	$3,000	$3,000	$3,000	$0	100.00%
	$3,000	**$3,000**	**$3,000**	**$0**	**100.00%**
4.08 DSA Construction Phase Testing (LOR)					
UNCOMMITTED	$0	$0	$0	$0	
SMITH EMERY LABORATORIES	$6,792	$6,792	$0	$0	0.00%
	$6,792	**$6,792**	**$0**	**$0**	**0.00%**
4.09 Relocation					
UNCOMMITTED	$0	$0	$0	$0	
SECURITY SIGNAL DEVICES INC	$707	$707	$0	$0	0.00%
	$707	**$707**	**$0**	**$0**	**0.00%**
5. Contingency					
5.02 Project Contingency					
UNCOMMITTED	$9,293	$0	$0	$0	
	$9,293	**$0**	**$0**	**$0**	**0.00%**
Total 391-9520 El Modena HS Interim Housing (DSA 04-121926)	**$1,348,713**	**$1,187,662**	**$968,704**	**$52,183**	**71.82%**
391-9520 El Modena HS Phase II (DSA 04-120032)					
1. Design Cost					
1.01 Architect					
UNCOMMITTED	$169,825	$0	$0	$0	
HARLEY ELLIS DEVEREAUX	$1,940,219	$1,940,219	$1,750,318	$112,777	90.21%
	$2,110,044	**$1,940,219**	**$1,750,318**	**$112,777**	**82.95%**
2. Construction Cost					
2.01 Construction					

	Budget	Contracted to Date	Expended to Date	Quarterly Expense Jan '24 - Mar '24	% Expended
UNCOMMITTED	$0	$0	$0	$0	
BERNARDS BROS INC	$24,682,073	$24,682,073	$9,896,698	$3,603,318	40.10%
	$24,682,073	**$24,682,073**	**$9,896,698**	**$3,603,318**	**40.10%**
2.02 OFCI and Other Construction					
UNCOMMITTED	$310,909	$0	$0	$0	
ADVANCED ALARM & FIRE, INC	$7,741	$7,741	$0	$0	0.00%
AMS.NET	$14,843	$14,843	$14,243	$14,243	95.96%
APPLIED RESTORATION INC	$1,250	$1,250	$0	$0	0.00%
DAHLBERG, KENT & AMY dba NEW DIMENSION	$121,942	$121,942	$121,942	$63,552	100.00%
DEVELOPMENT GROUP INC	$40,426	$40,426	$40,426	$237	100.00%
GIANNELLI ELECTRIC INC	$63,295	$63,295	$62,995	$52,995	99.53%
INTER-PACIFIC INC	$4,079	$4,079	$0	$0	0.00%
MIKE'S CUSTOM FLOORING	$13,554	$13,554	$13,554	$0	100.00%
PAVER PLUS	$1,284	$1,284	$0	$0	0.00%
QUALITY ENVIRONMENTAL INC	$6,950	$6,950	$6,950	$0	100.00%
UNIVERSAL ASPHALT CO	$7,500	$7,500	$7,500	$0	100.00%
USA SHADE & FABRIC STRUCTURES	$48,623	$48,623	$48,375	$0	99.49%
WALTERS WHOLESALE ELECTRIC	$75,420	$75,420	$74,815	$0	99.20%
	$717,814	**$406,905**	**$390,799**	**$131,027**	**54.44%**
3. Program and Construction Management					
3.01 Program Management Fees					
UNCOMMITTED	$430,927	$0	$0	$0	
CUMMING CONSTRUCTION MGMT INC	$570,764	$570,764	$431,662	$88,844	75.63%
	$1,001,691	**$570,764**	**$431,662**	**$88,844**	**43.09%**
3.02 Construction Management Fees					
UNCOMMITTED	$800,934	$0	$0	$0	
CORDOBA CORPORATION	$873,873	$873,873	$631,310	$136,425	72.24%
	$1,674,807	**$873,873**	**$631,310**	**$136,425**	**37.69%**
4. Construction Support Costs					
4.02 Title, Environmental, Stormwater Management					
UNCOMMITTED	$56,822	$0	$0	$0	
ENVIRONMENTAL AUDIT INC	$3,178	$3,178	$3,178	$0	100.00%
	$60,000	**$3,178**	**$3,178**	**$0**	**5.30%**
4.03 Commissioning					
UNCOMMITTED	$7,060	$0	$0	$0	
P2S ENGINEERING INC	$52,940	$52,940	$20,340	$985	38.42%
	$60,000	**$52,940**	**$20,340**	**$985**	**33.90%**
4.05 DSA Review Fees					
UNCOMMITTED	$63,388	$0	$0	$0	
DIVISION OF STATE ARCHITECT	$226,613	$226,613	$226,613	$10,041	100.00%

	Budget	Contracted to Date	Expended to Date	Quarterly Expense Jan '24 - Mar '24	% Expended
	$290,000	**$226,613**	**$226,613**	**$10,041**	**78.14%**
4.06 Postage, Printing & Advertising					
UNCOMMITTED	$2,078	$0	$0	$0	
AMERICAN REPROGRAPHICS CO LLC	$18,181	$18,181	$8,526	$0	46.90%
SOUTHERN CALIFORNIA NEWS GROUP	$3,922	$3,922	$3,922	$0	100.00%
	$24,180	**$22,102**	**$12,448**	**$0**	**51.48%**
4.07 DSA Inspection (IOR)					
UNCOMMITTED	$0	$0	$0	$0	
KENCO CONSTRUCTION SERVICES	$642,920	$642,920	$142,425	$36,525	22.15%
	$642,920	**$642,920**	**$142,425**	**$36,525**	**22.15%**
4.08 DSA Construction Phase Testing (LOR)					
UNCOMMITTED	$0	$0	$0	$0	
SMITH EMERY LABORATORIES	$232,339	$232,339	$31,044	$8,032	13.36%
	$232,339	**$232,339**	**$31,044**	**$8,032**	**13.36%**
4.09 Relocation					
UNCOMMITTED	$67,942	$0	$0	$0	
BELTMANN GROUP, INC	$36,053	$36,053	$27,862	$12,809	77.28%
CLEAN EARTH ENVIRONMENTAL	$9,744	$9,744	$1,744	$0	17.90%
ULINE INC	$554	$554	$554	$0	100.00%
	$114,293	**$46,351**	**$30,160**	**$12,809**	**26.39%**
4.11 Preliminary Testing (Hazmat, Topo, Geo, etc)					
UNCOMMITTED	$16,648	$0	$0	$0	
ARMSTRONG & BROOKS CONSULTING ENG	$4,940	$4,940	$4,940	$0	100.00%
GROUP DELTA CONSULTANTS INC	$66,064	$66,064	$47,206	$6,080	71.46%
KOURY ENGINEERING & TESTING INC (Geotechnical Engineering)	$22,350	$22,350	$22,350	$0	100.00%
	$110,002	**$93,354**	**$74,496**	**$6,080**	**67.72%**
4.12 Utility Connection Fees (Local Permits)					
UNCOMMITTED	$32,100	$0	$0	$0	
	$32,100	**$0**	**$0**	**$0**	**0.00%**
4.13 Furniture, Fixtures & Equipment					
UNCOMMITTED	$1,345,345	$0	$0	$0	
ANIXTER	$1,256	$1,256	$1,256	$1,256	100.00%
B & H PHOTO VIDEO PRO AUDIO	$417	$417	$417	$0	100.00%
ODP BUSINESS SOLUTIONS dba OFFICE DEPOT	$3,383	$3,383	$2,413	$2,413	71.34%
OUSD MOVE SUPPLY	$177	$177	$177	$177	100.00%
PSI CONSULTING DBA CLAY PLANET	$47,583	$47,583	$0	$0	0.00%
SIERRA SCHOOL EQUIPMENT COMPANY	$299,839	$299,839	$0	$0	0.00%
ULINE INC	$2,000	$2,000	$882	$882	44.12%
	$1,700,000	**$354,655**	**$5,146**	**$4,729**	**0.30%**
4.14 Rental					
UNCOMMITTED	$452	$0	$0	$0	

	Budget	Contracted to Date	Expended to Date	Quarterly Expense Jan '24 - Mar '24	% Expended
BURGESS MOVING & STORAGE	$4,548	$4,548	$2,947	$544	64.79%
	$5,000	**$4,548**	**$2,947**	**$544**	**58.94%**
4.16 Miscellaneous Fees					
UNCOMMITTED	$0	$0	$0	$0	
OUSD COST OF INTEREST DISTRIBUTION	$591	$591	$591	$0	100.00%
	$591	**$591**	**$591**	**$0**	**100.00%**
5. Contingency					
5.01 Construction Contingency					
UNCOMMITTED	$2,151,327	$0	$0	$0	
	$2,151,327	**$0**	**$0**	**$0**	**0.00%**
5.02 Project Contingency					
UNCOMMITTED	$115,188	$0	$0	$0	
	$115,188	**$0**	**$0**	**$0**	**0.00%**
Total 391-9520 El Modena HS Phase II (DSA 04-120032)	**$35,724,370**	**$30,153,424**	**$13,650,175**	**$4,152,134**	**38.21%**
391-9520 El Modena HS Quad Shade Structures (DSA 04-119124)					
1. Design Cost					
1.01 Architect					
UNCOMMITTED	$0	$0	$0	$0	
HARLEY ELLIS DEVEREAUX	$69,340	$69,340	$69,340	$0	100.00%
	$69,340	**$69,340**	**$69,340**	**$0**	**100.00%**
4. Construction Support Costs					
4.05 DSA Review Fees					
UNCOMMITTED	$0	$0	$0	$0	
DIVISION OF STATE ARCHITECT	$9,650	$9,650	$9,650	$0	100.00%
	$9,650	**$9,650**	**$9,650**	**$0**	**100.00%**
4.06 Postage, Printing & Advertising					
UNCOMMITTED	$0	$0	$0	$0	
AMERICAN REPROGRAPHICS CO LLC	$86	$86	$86	$0	100.00%
	$86	**$86**	**$86**	**$0**	**100.00%**
Total 391-9520 El Modena HS Quad Shade Structures (DSA 04-119124)	**$79,076**	**$79,076**	**$79,076**	**$0**	**100.00%**
391-9520 El Modena HS Unallocated Bond Funds					
5. Unallocated Bond Funds					
FD21 MEASURE S INTEREST					
UNCOMMITTED	$63,482	$0	$0	$0	
	$63,482	**$0**	**$0**	**$0**	**0.00%**
FD22 MEASURE S INTEREST					
UNCOMMITTED	$1,143,827	$0	$0	$0	

	Budget	Contracted to Date	Expended to Date	Quarterly Expense Jan '24 - Mar '24	% Expended
	$1,143,827	**$0**	**$0**	**$0**	**0.00%**
Total 391-9520 El Modena HS Unallocated Bond Funds	**$1,207,309**	**$0**	**$0**	**$0**	**0.00%**
El Modena High School	**$74,299,457**	**$66,024,536**	**$49,175,749**	**$4,215,430**	**66.19%**
Orange High School					
392-0000 Orange HS IP Surveillance Camera and Systems					
4. Construction Support Costs					
4.13 FF&E (Laboratory Tables and Chairs, other)					
UNCOMMITTED	$0	$0	$0	$0	
CDW GOVERNMENT INC	$53,662	$53,662	$53,662	$0	100.00%
DIGITAL NETWORKS GROUP INC (F/I IP Camera Software)	$13,569	$13,569	$13,569	$0	100.00%
INTER-PACIFIC INC	$34,837	$34,837	$34,837	$0	100.00%
	$102,068	**$102,068**	**$102,068**	**$0**	**100.00%**
Total 392-0000 Orange HS IP Surveillance Camera and Systems	**$102,068**	**$102,068**	**$102,068**	**$0**	**100.00%**
392-9520 Orange HS Science Bldg (DSA 04-116859)					
1. Design Cost					
1.01 Architect					
UNCOMMITTED	$0	$0	$0	$0	
LIONAKIS	$1,823,594	$1,823,594	$1,823,594	$0	100.00%
	$1,823,594	**$1,823,594**	**$1,823,594**	**$0**	**100.00%**
2. Construction Cost					
2.01 Construction					
UNCOMMITTED	$0	$0	$0	$0	
GIANNELLI ELECTRIC INC	$14,878	$14,878	$14,878	$0	100.00%
INTEGRATED DEMOLITION AND REMEDIATION (Abatement and	$44,800	$44,800	$44,800	$0	100.00%
PINNER CONSTRUCTION	$27,190,987	$27,190,987	$27,190,987	$0	100.00%
SOUTHERN CALIFORNIA NEWS GROUP	$0	$0	$0	$0	
TIME & ALARM SYSTEMS	$3,100	$3,100	$3,100	$0	100.00%
UNIVERSAL ASPHALT CO	$6,830	$6,830	$6,830	$0	100.00%
	$27,260,595	**$27,260,595**	**$27,260,595**	**$0**	**100.00%**
2.02 OFCI and Other Construction					
UNCOMMITTED	$0	$0	$0	$0	
ACCO ENGINEERED SYSTEMS INC	$62,883	$62,883	$62,883	$0	100.00%
AMERICAN REPROGRAPHICS CO LLC	$7,710	$7,710	$7,710	$0	100.00%
ARROW RESTAURANT EQUIPMENT	$13,432	$13,432	$13,432	$0	100.00%
BLUE RIBBON TROPHY	$2,391	$2,391	$2,391	$0	100.00%
CAROLINA BIOLOGICAL SUPPLY	$5,362	$5,362	$5,362	$0	100.00%
CITY OF ORANGE (PUBLIC WORKS)	$2,000	$2,000	$2,000	$0	100.00%

	Budget	Contracted to Date	Expended to Date	Quarterly Expense Jan '24 - Mar '24	% Expended
DAHLBERG, KENT & AMY dba NEW DIMENSION	$63,655	$63,655	$63,655	$0	100.00%
DEVELOPMENT GROUP INC	$37,866	$37,866	$37,866	$0	100.00%
FISHER SCIENCE EDUCATION	$24,863	$24,863	$24,863	$0	100.00%
FLINN SCIENTIFIC INC	$10,263	$10,263	$10,263	$0	100.00%
GIANNELLI ELECTRIC INC	$24,684	$24,684	$24,684	$0	100.00%
GRUETT TREE CO INC (Removal of Trees)	$7,625	$7,625	$7,625	$0	100.00%
HISCO INC	$4,893	$4,893	$4,893	$0	100.00%
INTER-PACIFIC INC	$6,585	$6,585	$6,585	$0	100.00%
J & A FENCE (Custodial Storage Fencing)	$6,885	$6,885	$6,885	$0	100.00%
KYA SERVICES LLC (Install Carpet)	$0	$0	$0	$0	
OLESH, KEITH (Termite Services)	$1,500	$1,500	$1,500	$0	100.00%
SIGNATURE PAINTING	$4,300	$4,300	$4,300	$0	100.00%
VORTEX INDUSTRIES, INC.	$6,804	$6,804	$6,804	$0	100.00%
WW GRAINGER INC	$2,292	$2,292	$2,292	$0	100.00%
	$295,991	**$295,991**	**$295,991**	**$0**	**100.00%**
3. Program and Construction Management					
3.01 Program Management Fees					
UNCOMMITTED	$0	$0	$0	$0	
CUMMING CONSTRUCTION MGMT INC	$979,395	$979,395	$979,395	$0	100.00%
	$979,395	**$979,395**	**$979,395**	**$0**	**100.00%**
3.02 Construction Management Fees					
UNCOMMITTED	$0	$0	$0	$0	
BALFOUR BEATTY CONSTRUCTION	$1,755,159	$1,755,159	$1,755,159	$0	100.00%
CORDOBA CORPORATION	$86,434	$86,434	$86,434	$0	100.00%
	$1,841,593	**$1,841,593**	**$1,841,593**	**$0**	**100.00%**
4.02 Title, Environmental, Stormwater Management					
UNCOMMITTED	$0	$0	$0	$0	
CHICAGO TITLE COMPANY	$1,500	$1,500	$1,500	$0	100.00%
PLACEWORKS INC	$52,231	$52,231	$52,231	$0	100.00%
STATE WATER RESOURCES CONTROL BOARD (SWRCB)	$726	$726	$726	$0	100.00%
	$54,457	**$54,457**	**$54,457**	**$0**	**100.00%**
4.03 Commissioning					
UNCOMMITTED	$0	$0	$0	$0	
P2S ENGINEERING INC	$30,663	$30,663	$30,663	$0	100.00%
	$30,663	**$30,663**	**$30,663**	**$0**	**100.00%**
4.05 DSA Review Fees					
UNCOMMITTED	$0	$0	$0	$0	
DIVISION OF STATE ARCHITECT	$342,871	$342,871	$342,871	$0	100.00%
OUSD REVOLVING CASH	$500	$500	$500	$0	100.00%
	$343,371	**$343,371**	**$343,371**	**$0**	**100.00%**
4.06 Postage, Printing & Advertising					

	Budget	Contracted to Date	Expended to Date	Quarterly Expense Jan '24 - Mar '24	% Expended
UNCOMMITTED	$0	$0	$0	$0	
AMERICAN REPROGRAPHICS CO LLC	$8,734	$8,734	$8,734	$0	100.00%
SOUTHERN CALIFORNIA NEWS GROUP	$8,518	$8,518	$8,518	$0	100.00%
	$17,252	**$17,252**	**$17,252**	**$0**	**100.00%**
4.07 DSA Inspection (IOR)					
UNCOMMITTED	$0	$0	$0	$0	
KNOWLAND CONSTRUCTION SERVICES	$286,404	$286,404	$286,404	$0	100.00%
	$286,404	**$286,404**	**$286,404**	**$0**	**100.00%**
4.08 DSA Construction Phase Testing (LOR)					
UNCOMMITTED	$0	$0	$0	$0	
NINYO & MOORE	$227,848	$227,848	$227,848	$0	100.00%
	$227,848	**$227,848**	**$227,848**	**$0**	**100.00%**
4.09 Relocation					
UNCOMMITTED	$0	$0	$0	$0	
BELTMANN GROUP, INC	$4,876	$4,876	$4,876	$0	100.00%
ULINE INC	$3,065	$3,065	$3,065	$0	100.00%
	$7,941	**$7,941**	**$7,941**	**$0**	**100.00%**
4.11 Preliminary Testing (Hazmat, Topo, Geo, etc)					
UNCOMMITTED	$0	$0	$0	$0	
CALIFORNIA GEOLOGICAL SURVEY (Geology and Seismology Review)	$3,600	$3,600	$3,600	$0	100.00%
ENVIRONMENTAL NETWORK CORPORATION	$2,590	$2,590	$2,590	$0	100.00%
KOURY ENGINEERING & TESTING INC (Geotechnical Engineering)	$13,300	$13,300	$13,300	$0	100.00%
PENCO ENGINEERING INC (Topographical Survey Services)	$41,070	$41,070	$41,070	$0	100.00%
RMA GROUP (dba SITESCAN)	$49,533	$49,533	$49,533	$0	100.00%
	$110,093	**$110,093**	**$110,093**	**$0**	**100.00%**
4.12 Utility Connection Fees (Local Permits)					
UNCOMMITTED	$0	$0	$0	$0	
CITY OF ORANGE (PUBLIC WORKS)	$2,500	$2,500	$2,500	$0	100.00%
SOUTHERN CALIFORNIA EDISON	$6,912	$6,912	$6,912	$0	100.00%
SOUTHERN CALIFORNIA GAS CO	$2,124	$2,124	$2,124	$0	100.00%
STATE WATER RESOURCES CONTROL BOARD (SWRCB)	$553	$553	$553	$0	100.00%
	$12,089	**$12,089**	**$12,089**	**$0**	**100.00%**
4.13 FF&E (Laboratory Tables and Chairs, other)					
UNCOMMITTED	$0	$0	$0	$0	
CDW GOVERNMENT INC	$59,658	$59,658	$59,658	$0	100.00%
CONEXWEST	$9,419	$9,419	$9,419	$0	100.00%
CP PRODUCTS INC	$4,834	$4,834	$4,834	$0	100.00%
GORM	$12,352	$12,352	$12,352	$0	100.00%
HILLYARD INC	$32,572	$32,572	$32,572	$0	100.00%
INTER-PACIFIC INC	$7,904	$7,904	$7,904	$0	100.00%
PSI DBA WATER VISIONS INC	$8,527	$8,527	$8,527	$0	100.00%
SIERRA SCHOOL EQUIPMENT COMPANY	$467,817	$467,817	$467,817	$0	100.00%

	Budget	Contracted to Date	Expended to Date	Quarterly Expense Jan '24 - Mar '24	% Expended
TURTLE STORAGE dba AMERICAN BICYCLE CO	$6,537	$6,537	$6,537	$0	100.00%
VORTEX INDUSTRIES, INC.	$0	$0	$0	$0	
VWR INTERNATIONAL LLC	$34,314	$34,314	$34,314	$0	100.00%
	$643,934	**$643,934**	**$643,934**	**$0**	**100.00%**
4.14 Rental					
UNCOMMITTED	$107,346	$0	$0	$0	
FROSTLINE INC	$5,000	$5,000	$0	$0	0.00%
ICE MACHINE SALES & SERVICE	$2,500	$2,500	$0	$0	0.00%
INDUSTRIAL COMMERCIAL SYSTEMS INC	$20,404	$20,404	$3,539	$3,539	17.34%
OTIS WORLWIDE CORP	$6,000	$6,000	$0	$0	0.00%
TIME & ALARM SYSTEMS	$5,000	$5,000	$0	$0	0.00%
VERNES PLUMBING	$3,750	$3,750	$0	$0	0.00%
	$150,000	**$42,654**	**$3,539**	**$3,539**	**2.36%**
4.16 Miscellaneous Fees					
UNCOMMITTED	$0	$0	$0	$0	
OUSD COST OF INTEREST DISTRIBUTION	$46,720	$46,720	$46,720	$0	100.00%
	$46,720	**$46,720**	**$46,720**	**$0**	**100.00%**
Total 392-9520 Orange HS Science Bldg (DSA 04-116859)	**$34,131,940**	**$34,024,594**	**$33,985,478**	**$3,539**	**99.57%**
392-9520 Orange HS Shade Structure (DSA 04-118351)					
1. Design Cost					
1.01 Architect					
UNCOMMITTED	$0	$0	$0	$0	
LIONAKIS	$17,317	$17,317	$17,317	$0	100.00%
	$17,317	**$17,317**	**$17,317**	**$0**	**100.00%**
2. Construction Cost					
2.01 Construction					
UNCOMMITTED	$0	$0	$0	$0	
PINNER CONSTRUCTION	$113,500	$113,500	$113,500	$0	100.00%
	$113,500	**$113,500**	**$113,500**	**$0**	**100.00%**
3. Program and Construction Management					
3.01 Program Management Fees					
UNCOMMITTED	$0	$0	$0	$0	
CUMMING CONSTRUCTION MGMT INC	$1,838	$1,838	$1,838	$0	100.00%
	$1,838	**$1,838**	**$1,838**	**$0**	**100.00%**
3.02 Construction Management Fees					
UNCOMMITTED	$0	$0	$0	$0	
BALFOUR BEATTY CONSTRUCTION	$5,956	$5,956	$5,956	$0	100.00%
	$5,956	**$5,956**	**$5,956**	**$0**	**100.00%**

	Budget	Contracted to Date	Expended to Date	Quarterly Expense Jan '24 - Mar '24	% Expended
4. Construction Support Costs					
4.05 DSA Review Fees					
UNCOMMITTED	$0	$0	$0	$0	
DIVISION OF STATE ARCHITECT	$1,873	$1,873	$1,873	$0	100.00%
	$1,873	**$1,873**	**$1,873**	**$0**	**100.00%**
4.07 DSA Inspection (IOR)					
UNCOMMITTED	$0	$0	$0	$0	
KNOWLAND CONSTRUCTION SERVICES	$1,740	$1,740	$1,740	$0	100.00%
	$1,740	**$1,740**	**$1,740**	**$0**	**100.00%**
4.08 DSA Construction Phase Testing (LOR)					
UNCOMMITTED	$0	$0	$0	$0	
NINYO & MOORE	$7,408	$7,408	$7,408	$0	100.00%
	$7,408	**$7,408**	**$7,408**	**$0**	**100.00%**
Total 392-9520 Orange HS Shade Structure (DSA 04-118351)	**$149,631**	**$149,631**	**$149,631**	**$0**	**100.00%**
392-9520 Orange HS Site Improvements (DSA 04-116673)					
1. Design Cost					
1.01 Architect					
UNCOMMITTED	$0	$0	$0	$0	
LIONAKIS	$446,286	$446,286	$446,286	$0	100.00%
SILVER CREEK INDUSTRIES INC (Engineering for Warming Kitchen	$29,682	$29,682	$29,682	$0	100.00%
	$475,968	**$475,968**	**$475,968**	**$0**	**100.00%**
2. Construction Cost					
2.01 Construction					
UNCOMMITTED	$0	$0	$0	$0	
KYA SERVICES LLC (Install Carpet)	$9,564	$9,564	$9,564	$0	100.00%
SWINERTON BUILDERS	$6,556,428	$6,556,428	$6,556,428	$0	100.00%
TRIMARK RAYGAL LLC	$89,860	$89,860	$89,860	$0	100.00%
	$6,655,852	**$6,655,852**	**$6,655,852**	**$0**	**100.00%**
2.02 OFCI and Other Construction					
UNCOMMITTED	$0	$0	$0	$0	
ACCO ENGINEERED SYSTEMS INC	$209,074	$209,074	$209,074	$0	100.00%
	$209,074	**$209,074**	**$209,074**	**$0**	**100.00%**
3. Program and Construction Management					
3.01 Program Management Fees					
UNCOMMITTED	$0	$0	$0	$0	
BALFOUR BEATTY CONSTRUCTION	$0	$0	$0	$0	
CUMMING CONSTRUCTION MGMT INC	$115,479	$115,479	$115,479	$0	100.00%
	$115,479	**$115,479**	**$115,479**	**$0**	**100.00%**

	Budget	Contracted to Date	Expended to Date	Quarterly Expense Jan '24 - Mar '24	% Expended
3.02 Construction Management Fees					
UNCOMMITTED	$0	$0	$0	$0	
BALFOUR BEATTY CONSTRUCTION	$296,554	$296,554	$296,554	$0	100.00%
	$296,554	**$296,554**	**$296,554**	**$0**	**100.00%**
4. Construction Support Costs					
4.02 Title, Environmental, Stormwater Management					
UNCOMMITTED	$0	$0	$0	$0	
ORANGE COUNTY HEALTH CARE AGENCY	$1,470	$1,470	$1,470	$0	100.00%
	$1,470	**$1,470**	**$1,470**	**$0**	**100.00%**
4.03 Commissioning					
UNCOMMITTED	$0	$0	$0	$0	
P2S ENGINEERING INC	$4,667	$4,667	$4,667	$0	100.00%
	$4,667	**$4,667**	**$4,667**	**$0**	**100.00%**
4.05 DSA Review Fees					
UNCOMMITTED	$0	$0	$0	$0	
DIVISION OF STATE ARCHITECT	$94,585	$94,585	$94,585	$0	100.00%
	$94,585	**$94,585**	**$94,585**	**$0**	**100.00%**
4.06 Postage, Printing & Advertising					
UNCOMMITTED	$0	$0	$0	$0	
AMERICAN REPROGRAPHICS CO LLC	$7,630	$7,630	$7,630	$0	100.00%
SOUTHERN CALIFORNIA NEWS GROUP	$1,264	$1,264	$1,264	$0	100.00%
	$8,894	**$8,894**	**$8,894**	**$0**	**100.00%**
4.07 DSA Inspection (IOR)					
UNCOMMITTED	$0	$0	$0	$0	
KNOWLAND CONSTRUCTION SERVICES	$96,985	$96,985	$96,985	$0	100.00%
	$96,985	**$96,985**	**$96,985**	**$0**	**100.00%**
4.08 DSA Construction Phase Testing (LOR)					
UNCOMMITTED	$0	$0	$0	$0	
NINYO & MOORE	$112,544	$112,544	$112,544	$0	100.00%
	$112,544	**$112,544**	**$112,544**	**$0**	**100.00%**
4.11 Preliminary Testing (Hazmat, Topo, Geo, etc)					
UNCOMMITTED	$0	$0	$0	$0	
ENVIRONMENTAL NETWORK CORPORATION	$9,012	$9,012	$9,012	$0	100.00%
	$9,012	**$9,012**	**$9,012**	**$0**	**100.00%**
Total 392-9520 Orange HS Site Improvements (DSA 04-116673)	**$8,081,083**	**$8,081,083**	**$8,081,083**	**$0**	**100.00%**
392-9520 Orange HS Phase II (DSA 04-120151)					
1. Design Cost					
1.01 Architect					
UNCOMMITTED	$117,509	$0	$0	$0	

	Budget	Contracted to Date	Expended to Date	Quarterly Expense Jan '24 - Mar '24	% Expended
LIONAKIS	$1,340,337	$1,340,337	$1,282,427	$31,715	95.68%
	$1,457,845	**$1,340,337**	**$1,282,427**	**$31,715**	**87.97%**
2. Construction Cost					
2.01 Construction					
UNCOMMITTED	$0	$0	$0	$0	
PCL CONSTRUCTION SERVICES	$19,897,195	$19,897,195	$12,525,570	$4,435,706	62.95%
	$19,897,195	**$19,897,195**	**$12,525,570**	**$4,435,706**	**62.95%**
2.02 OFCI and Other Construction					
UNCOMMITTED	$122,139	$0	$0	$0	
AMS.NET	$97,820	$97,820	$91,700	$31,920	93.74%
APPLIED RESTORATION INC	$1,250	$1,250	$0	$0	0.00%
CDW GOVERNMENT INC	$16,212	$16,212	$0	$0	0.00%
CHAMPION ELECTRIC	$26,400	$26,400	$26,400	$0	100.00%
DAHLBERG, KENT & AMY dba NEW DIMENSION	$394,021	$394,021	$390,106	$4,704	99.01%
DEVELOPMENT GROUP INC	$39,736	$39,736	$0	$0	0.00%
GIANNELLI ELECTRIC INC	$28,259	$28,259	$28,259	$0	100.00%
INTER-PACIFIC INC	$34,032	$34,032	$11,056	$0	32.49%
OTIS WORLWIDE CORP	$4,446	$4,446	$4,446	$0	100.00%
UNITED PAVING CO.	$1,250	$1,250	$1,250	$0	100.00%
	$765,566	**$643,427**	**$553,217**	**$36,624**	**72.26%**
3. Program and Construction Management					
3.01 Program Management Fees					
UNCOMMITTED	$719,695	$0	$0	$0	
CUMMING CONSTRUCTION MGMT INC	$627,846	$627,846	$502,262	$88,844	80.00%
	$1,347,541	**$627,846**	**$502,262**	**$88,844**	**37.27%**
3.02 Construction Management Fees					
UNCOMMITTED	$333,064	$0	$0	$0	
CORDOBA CORPORATION	$907,585	$907,585	$643,793	$124,092	70.93%
	$1,240,649	**$907,585**	**$643,793**	**$124,092**	**51.89%**
4. Construction Support Costs					
4.01 Rentals					
UNCOMMITTED	$57,736	$0	$0	$0	
ELITE MODULAR LEASING & SALES INC	$166,676	$166,676	$143,176	$41,964	85.90%
	$224,412	**$166,676**	**$143,176**	**$41,964**	**63.80%**
4.02 Title, Environmental, Stormwater Management					
UNCOMMITTED	$56,813	$0	$0	$0	
CITY OF ORANGE (PUBLIC WORKS)	$3,000	$3,000	$3,000	$0	100.00%
CITY OF ORANGE (WATER DIVISION)	$2,000	$2,000	$2,000	$0	100.00%
ENVIRONMENTAL AUDIT INC	$2,388	$2,388	$2,388	$0	100.00%
	$64,201	**$7,388**	**$7,388**	**$0**	**11.51%**

	Budget	Contracted to Date	Expended to Date	Quarterly Expense Jan '24 - Mar '24	% Expended
4.03 Commissioning					
UNCOMMITTED	$15,549	$0	$0	$0	
P2S ENGINEERING INC	$27,251	$27,251	$12,440	$1,120	45.65%
	$42,800	**$27,251**	**$12,440**	**$1,120**	**29.07%**
4.05 DSA Review Fees					
UNCOMMITTED	$111,133	$0	$0	$0	
DIVISION OF STATE ARCHITECT	$156,367	$156,367	$156,367	$0	100.00%
	$267,500	**$156,367**	**$156,367**	**$0**	**58.45%**
4.06 Postage, Printing & Advertising					
UNCOMMITTED	$5,372	$0	$0	$0	
AMERICAN REPROGRAPHICS CO LLC	$25,110	$25,110	$16,399	$130	65.31%
SOUTHERN CALIFORNIA NEWS GROUP	$6,939	$6,939	$6,939	$0	100.00%
	$37,421	**$32,049**	**$23,338**	**$130**	**62.37%**
4.07 DSA Inspection (IOR)					
UNCOMMITTED	$33,248	$0	$0	$0	
KNOWLAND CONSTRUCTION SERVICES	$466,752	$466,752	$138,648	$51,448	29.70%
	$500,000	**$466,752**	**$138,648**	**$51,448**	**27.73%**
4.08 DSA Construction Phase Testing (LOR)					
UNCOMMITTED	$73,481	$0	$0	$0	
AMERICAN ENGINEERING LABORATORIES INC	$376,519	$376,519	$136,462	$5,085	36.24%
	$450,000	**$376,519**	**$136,462**	**$5,085**	**30.32%**
4.09 Relocation					
UNCOMMITTED	$6,311	$0	$0	$0	
BELTMANN GROUP, INC	$25,933	$25,933	$25,933	$0	100.00%
CAPITAL PROTECTION	$2,484	$2,484	$2,484	$0	100.00%
CDW GOVERNMENT INC	$1,762	$1,762	$1,762	$0	100.00%
CLEAN EARTH ENVIRONMENTAL	$3,609	$3,609	$3,609	$0	100.00%
JAM FIRE PROTECTION INC	$1,260	$1,260	$1,260	$840	100.00%
KONICA MINOLTA BUSINESS SOLUTIONS	$800	$800	$800	$0	100.00%
ULINE INC	$842	$842	$842	$0	100.00%
	$43,000	**$36,689**	**$36,689**	**$840**	**85.32%**
4.11 Preliminary Testing (Hazmat, Topo, Geo, etc)					
UNCOMMITTED	$23,189	$0	$0	$0	
CANNON CORPORATION	$35,076	$35,076	$35,076	$0	100.00%
ENVIRONMENTAL NETWORK CORPORATION	$35,780	$35,780	$35,780	$0	100.00%
NINYO & MOORE	$20,955	$20,955	$20,955	$0	100.00%
	$115,000	**$91,811**	**$91,811**	**$0**	**79.84%**
4.12 Utility Connection Fees (Local Permits)					
UNCOMMITTED	$14,521	$0	$0	$0	
SOUTHERN CALIFORNIA GAS CO	$5,633	$5,633	$5,633	$0	100.00%
	$20,154	**$5,633**	**$5,633**	**$0**	**27.95%**

	Budget	Contracted to Date	Expended to Date	Quarterly Expense Jan '24 - Mar '24	% Expended
4.13 Funiture, Fixtures & Equipment					
UNCOMMITTED	$18,241	$0	$0	$0	
AMS.NET	$2,538	$2,538	$2,538	$0	100.00%
ARROW RESTAURANT EQUIPMENT	$1,760	$1,760	$0	$0	0.00%
B & H PHOTO VIDEO PRO AUDIO	$417	$417	$417	$0	100.00%
DEVELOPMENT GROUP INC	$0	$0	$0	$0	
SIERRA SCHOOL EQUIPMENT COMPANY	$570,685	$570,685	$0	$0	0.00%
ULINE INC	$8,631	$8,631	$8,631	$0	100.00%
	$602,271	**$584,030**	**$11,585**	**$0**	**1.92%**
4.14 Rental					
UNCOMMITTED	$9,597	$0	$0	$0	
MOBILE MINI	$8,956	$8,956	$8,956	$0	100.00%
SUNBELT RENTALS INC	$8,000	$8,000	$2,575	$0	32.18%
WILSCOT MOBILE MINI	$8,743	$8,743	$6,994	$1,748	80.00%
	$35,296	**$25,699**	**$18,525**	**$1,748**	**52.48%**
4.16 Miscellaneous Fees					
UNCOMMITTED	$0	$0	$0	$0	
OUSD COST OF INTEREST DISTRIBUTION	$429	$429	$429	$0	100.00%
	$429	**$429**	**$429**	**$0**	**100.00%**
5. Contingency					
5.01 Construction Contingency					
UNCOMMITTED	$1,761,805	$0	$0	$0	
	$1,761,805	**$0**	**$0**	**$0**	**0.00%**
5.02 Project Contingency					
UNCOMMITTED	$78,739	$0	$0	$0	
	$78,739	**$0**	**$0**	**$0**	**0.00%**
Total 392-9520 Orange HS Phase II (DSA 04-120151)	**$28,951,823**	**$25,393,682**	**$16,289,760**	**$4,819,315**	**56.27%**
392-9520 Orange HS Unallocated Bond Funds					
5. Unallocated Bond Funds					
FD21 MEASURE S INTEREST					
UNCOMMITTED	$44,896	$0	$0	$0	
	$44,896	**$0**	**$0**	**$0**	**0.00%**
FD22 Measure S Bond Funds					
UNCOMMITTED	$2,320,108	$0	$0	$0	
	$2,320,108	**$0**	**$0**	**$0**	**0.00%**
FD22 Measure S Interest					
UNCOMMITTED	$1,189,758	$0	$0	$0	
	$1,189,758	**$0**	**$0**	**$0**	**0.00%**
Total 392-9520 Orange HS Unallocated Bond Funds	**$3,554,762**	**$0**	**$0**	**$0**	**0.00%**

	Budget	Contracted to Date	Expended to Date	Quarterly Expense Jan '24 - Mar '24	% Expended
Orange High School	**$74,971,307**	**$67,751,057**	**$58,608,020**	**$4,822,854**	**78.17%**
Villa Park High School					
394-0000 Villa Park HS IP Surveillance Camera and Systems					
4. Construction Support Costs					
4.13 FF&E (Laboratory Tables and Chairs, other)					
UNCOMMITTED	$0	$0	$0	$0	
CDW GOVERNMENT INC	$32,182	$32,182	$32,182	$0	100.00%
DIGITAL NETWORKS GROUP INC (F/I IP Camera Software)	$8,635	$8,635	$8,635	$0	100.00%
INTER-PACIFIC INC	$22,133	$22,133	$22,133	$0	100.00%
	$62,949	**$62,949**	**$62,949**	**$0**	**100.00%**
Total 394-0000 Villa Park HS IP Surveillance Camera and Systems	**$62,949**	**$62,949**	**$62,949**	**$0**	**100.00%**
394-9520 Villa Park HS Science Center (DSA 04-117022)					
1. Design Cost					
1.01 Architect					
UNCOMMITTED	$6,238	$0	$0	$0	
DKS ASSOCIATES	$80,657	$80,657	$80,657	$0	100.00%
LIONAKIS	$14,059	$14,059	$14,059	$0	100.00%
LPA INC	$2,359,536	$2,359,536	$2,202,464	$4,158	93.34%
	$2,460,490	**$2,454,252**	**$2,297,180**	**$4,158**	**93.36%**
2. Construction Cost					
2.01 Construction					
UNCOMMITTED	$1,038,061	$0	$0	$0	
ANGELES CONTRACTOR, INC	$19,865,514	$19,865,514	$19,865,514	$0	100.00%
	$20,903,576	**$19,865,514**	**$19,865,514**	**$0**	**95.03%**
2.02 OFCI and Other Construction					
UNCOMMITTED	$0	$0	$0	$0	
ACCO ENGINEERED SYSTEMS INC	$150,829	$150,829	$150,829	$0	100.00%
AMERICAN REPROGRAPHICS CO LLC	$0	$0	$0	$0	
ANIXTER	$7,312	$7,312	$7,312	$0	100.00%
ARROW RESTAURANT EQUIPMENT	$13,869	$13,869	$13,869	$0	100.00%
BLUE RIBBON TROPHY	$1,323	$1,323	$1,323	$0	100.00%
CAROLINA BIOLOGICAL SUPPLY	$25,611	$25,611	$25,611	$0	100.00%
CDW GOVERNMENT INC	$1,780	$1,780	$1,780	$0	100.00%
DAHLBERG, KENT & AMY dba NEW DIMENSION	$45,520	$45,520	$45,520	$0	100.00%
DEVELOPMENT GROUP INC	$52,937	$52,937	$52,937	$0	100.00%
FISHER SCIENCE EDUCATION	$25,951	$25,951	$25,951	$0	100.00%
FLINN SCIENTIFIC INC	$12,364	$12,364	$12,364	$0	100.00%
INTEGRATED COMMUNICATIONS AND DATA	$59,995	$59,995	$59,995	$0	100.00%

	Budget	Contracted to Date	Expended to Date	Quarterly Expense Jan '24 - Mar '24	% Expended
SIGNATURE PAINTING	$15,000	$15,000	$15,000	$0	100.00%
TIME & ALARM SYSTEMS	$45,029	$45,029	$40,078	$0	89.01%
VERNES PLUMBING	$8,285	$8,285	$8,285	$0	100.00%
VISTA PAINT	$644	$644	$644	$0	100.00%
WW GRAINGER INC	$4,617	$4,617	$4,617	$0	100.00%
	$471,066	**$471,066**	**$466,116**	**$0**	**98.95%**
3. Program and Construction Management					
3.01 Program Management Fees					
UNCOMMITTED	$25,772	$0	$0	$0	
CORDOBA CORPORATION	$0	$0	$0	$0	
CUMMING CONSTRUCTION MGMT INC	$976,352	$976,352	$976,344	$1,641	100.00%
	$1,002,124	**$976,352**	**$976,344**	**$1,641**	**97.43%**
3.02 Construction Management Fees					
UNCOMMITTED	$0	$0	$0	$0	
CORDOBA CORPORATION	$2,457,319	$2,457,319	$2,457,319	$0	100.00%
	$2,457,319	**$2,457,319**	**$2,457,319**	**$0**	**100.00%**
4.02 Title, Environmental, Stormwater Management					
UNCOMMITTED	$0	$0	$0	$0	
CHICAGO TITLE COMPANY	$750	$750	$750	$0	100.00%
PLACEWORKS INC	$73,237	$73,237	$73,237	$0	100.00%
STATE WATER RESOURCES CONTROL BOARD (SWRCB)	$484	$484	$484	$0	100.00%
	$74,471	**$74,471**	**$74,471**	**$0**	**100.00%**
4.03 Commissioning					
UNCOMMITTED	$1	$0	$0	$0	
CEPA OPERATIONS	$1,840	$1,840	$1,840	$0	100.00%
P2S ENGINEERING INC	$30,975	$30,975	$30,437	$1,112	98.26%
	$32,816	**$32,815**	**$32,277**	**$1,112**	**98.36%**
4.05 DSA Review Fees					
UNCOMMITTED	$51,922	$0	$0	$0	
DIVISION OF STATE ARCHITECT	$289,250	$289,250	$289,250	$0	100.00%
	$341,172	**$289,250**	**$289,250**	**$0**	**84.78%**
4.06 Postage, Printing & Advertising					
UNCOMMITTED	$0	$0	$0	$0	
AMERICAN REPROGRAPHICS CO LLC	$12,670	$12,670	$12,670	$0	100.00%
SOUTHERN CALIFORNIA NEWS GROUP	$1,768	$1,768	$1,768	$0	100.00%
	$14,438	**$14,438**	**$14,438**	**$0**	**100.00%**
4.07 DSA Inspection (IOR)					
UNCOMMITTED	$0	$0	$0	$0	
BPI INSPECTION SERVICE	$329,229	$329,229	$326,815	$0	99.27%
	$329,229	**$329,229**	**$326,815**	**$0**	**99.27%**

	Budget	Contracted to Date	Expended to Date	Quarterly Expense Jan '24 - Mar '24	% Expended
4.08 DSA Construction Phase Testing (LOR)					
UNCOMMITTED	$0	$0	$0	$0	
NINYO & MOORE	$568,109	$568,109	$568,109	$0	100.00%
	$568,109	**$568,109**	**$568,109**	**$0**	**100.00%**
4.09 Relocation					
UNCOMMITTED	$0	$0	$0	$0	
BELTMANN GROUP, INC	$4,748	$4,748	$4,748	$0	100.00%
ULINE INC	$1,365	$1,365	$1,365	$0	100.00%
	$6,113	**$6,113**	**$6,113**	**$0**	**100.00%**
4.11 Preliminary Testing (Hazmat, Topo, Geo, etc)					
UNCOMMITTED	$0	$0	$0	$0	
CALIFORNIA GEOLOGICAL SURVEY (Geology and Seismology Review)	$3,600	$3,600	$3,600	$0	100.00%
ENVIRONMENTAL NETWORK CORPORATION	$19,085	$19,085	$19,085	$0	100.00%
LEIGHTON CONSULTING INC (Geotechnical Engineering)	$16,549	$16,549	$16,549	$0	100.00%
PSOMAS	$21,034	$21,034	$21,034	$0	100.00%
RMA GROUP (dba SITESCAN)	$44,890	$44,890	$44,890	$0	100.00%
SPECTRUM FIRE PROTECTION (Fire Hydrant Flow Test)	$1,000	$1,000	$1,000	$0	100.00%
	$106,158	**$106,158**	**$106,158**	**$0**	**100.00%**
4.12 Utility Connection Fees (Local Permits)					
UNCOMMITTED	$0	$0	$0	$0	
SOUTHERN CALIFORNIA EDISON	$400	$400	$400	$0	100.00%
STATE WATER RESOURCES CONTROL BOARD (SWRCB)	$2,299	$2,299	$2,299	$0	100.00%
	$2,699	**$2,699**	**$2,699**	**$0**	**100.00%**
4.13 FF&E (Laboratory Tables and Chairs, other)					
UNCOMMITTED	$7,930	$0	$0	$0	
AMS.NET	$3,754	$3,754	$3,754	$0	100.00%
CDW GOVERNMENT INC	$60,305	$60,305	$60,305	$0	100.00%
CULVER-NEWLIN INC	$12,359	$12,359	$12,359	$0	100.00%
FISHER SCIENCE EDUCATION	$9,785	$9,785	$9,785	$0	100.00%
FLINN SCIENTIFIC INC	$4,162	$4,162	$4,162	$0	100.00%
GORM	$10,205	$10,205	$10,205	$0	100.00%
HILLYARD INC	$9,910	$9,910	$9,910	$0	100.00%
INTER-PACIFIC INC	$7,325	$7,325	$7,325	$0	100.00%
PERFORMANCE HEALTH SUPPLY (DBA MEDCO)	$2,065	$2,065	$2,065	$0	100.00%
SIERRA SCHOOL EQUIPMENT COMPANY	$506,325	$506,325	$506,325	$0	100.00%
TIME & ALARM SYSTEMS	$6,896	$6,896	$6,896	$0	100.00%
TURTLE STORAGE dba AMERICAN BICYCLE CO	$6,871	$6,871	$6,871	$0	100.00%
VWR INTERNATIONAL LLC	$47,922	$47,922	$47,922	$0	100.00%
	$695,813	**$687,883**	**$687,883**	**$0**	**98.86%**
4.14 Rental					
UNCOMMITTED	$57,967	$0	$0	$0	
FROSTLINE INC	$5,000	$5,000	$0	$0	0.00%

	Budget	Contracted to Date	Expended to Date	Quarterly Expense Jan '24 - Mar '24	% Expended
ICE MACHINE SALES & SERVICE	$2,500	$2,500	$897	$897	35.88%
INDUSTRIAL COMMERCIAL SYSTEMS INC	$23,783	$23,783	$3,539	$3,539	14.88%
OTIS WORLWIDE CORP	$6,000	$6,000	$1,381	$1,381	23.02%
QUEEN CITY GLASS CO	$20,000	$20,000	$3,490	$3,490	17.45%
TIME & ALARM SYSTEMS	$25,000	$25,000	$0	$0	0.00%
VERNES PLUMBING	$9,750	$9,750	$5,977	$5,977	61.30%
	$150,000	**$92,033**	**$15,284**	**$15,284**	**10.19%**
4.16 Miscellaneous Fees					
UNCOMMITTED	$0	$0	$0	$0	
OUSD COST OF INTEREST DISTRIBUTION	$51,035	$51,035	$51,035	$0	100.00%
	$51,035	**$51,035**	**$51,035**	**$0**	**100.00%**
Total 394-9520 Villa Park HS Science Center (DSA 04-117022)	**$29,666,628**	**$28,478,737**	**$28,237,005**	**$22,194**	**95.18%**
394-9520 Villa Park HS Interim Housing (DSA 04-116788)					
1. Design Cost					
1.01 Architect					
UNCOMMITTED	$0	$0	$0	$0	
LPA INC	$70,000	$70,000	$70,000	$0	100.00%
	$70,000	**$70,000**	**$70,000**	**$0**	**100.00%**
2. Construction Cost					
2.01 Construction					
UNCOMMITTED	$0	$0	$0	$0	
ANGELES CONTRACTOR, INC	$1,074,556	$1,074,556	$1,074,556	$0	100.00%
	$1,074,556	**$1,074,556**	**$1,074,556**	**$0**	**100.00%**
2.02 OFCI and Other Construction					
UNCOMMITTED	$0	$0	$0	$0	
ACCO ENGINEERED SYSTEMS INC	$36,527	$36,527	$36,527	$0	100.00%
	$36,527	**$36,527**	**$36,527**	**$0**	**100.00%**
4. Construction Support Costs					
4.01 Rental					
UNCOMMITTED	$0	$0	$0	$0	
ELITE MODULAR LEASING & SALES INC	$690,571	$690,571	$690,571	$0	100.00%
	$690,571	**$690,571**	**$690,571**	**$0**	**100.00%**
4.05 DSA Review Fees					
UNCOMMITTED	$0	$0	$0	$0	
DIVISION OF STATE ARCHITECT	$24,163	$24,163	$24,163	$0	100.00%
	$24,163	**$24,163**	**$24,163**	**$0**	**100.00%**
4.07 DSA Inspection (IOR)					
UNCOMMITTED	$0	$0	$0	$0	
BPI INSPECTION SERVICE	$43,265	$43,265	$43,265	$0	100.00%

	Budget	Contracted to Date	Expended to Date	Quarterly Expense Jan '24 - Mar '24	% Expended
	$43,265	**$43,265**	**$43,265**	**$0**	**100.00%**
4.08 DSA Construction Phase Testing (LOR)					
UNCOMMITTED	$0	$0	$0	$0	
NINYO & MOORE	$41,908	$41,908	$41,908	$0	100.00%
	$41,908	**$41,908**	**$41,908**	**$0**	**100.00%**
4.09 Relocation					
UNCOMMITTED	$0	$0	$0	$0	
BELTMANN GROUP, INC	$4,640	$4,640	$4,640	$0	100.00%
	$4,640	**$4,640**	**$4,640**	**$0**	**100.00%**
Total 394-9520 Villa Park HS Interim Housing (DSA 04-116788)	**$1,985,629**	**$1,985,629**	**$1,985,629**	**$0**	**100.00%**
394-9520 Villa Park HS Parking and Drop Off (DSA 04-118521)					
1. Design Cost					
1.01 Architect					
UNCOMMITTED	$0	$0	$0	$0	
LPA INC	$107,305	$107,305	$59,506	$0	55.45%
	$107,305	**$107,305**	**$59,506**	**$0**	**55.45%**
2. Construction Cost					
2.01 Construction					
UNCOMMITTED	$105,565	$0	$0	$0	
ANGELES CONTRACTOR, INC	$2,594,435	$2,594,435	$2,594,435	$0	100.00%
	$2,700,000	**$2,594,435**	**$2,594,435**	**$0**	**96.09%**
2.02 OFCI and Other Construction					
UNCOMMITTED	$0	$0	$0	$0	
WW GRAINGER INC	$1,536	$1,536	$1,536	$0	100.00%
	$1,536	**$1,536**	**$1,536**	**$0**	**100.00%**
4. Construction Support Costs					
4.05 DSA Review Fees					
UNCOMMITTED	$0	$0	$0	$0	
DIVISION OF STATE ARCHITECT	$38,262	$38,262	$38,262	$0	100.00%
	$38,262	**$38,262**	**$38,262**	**$0**	**100.00%**
4.06 Postage, Printing & Advertising					
UNCOMMITTED	$0	$0	$0	$0	
AMERICAN REPROGRAPHICS CO LLC	$476	$476	$476	$0	100.00%
	$476	**$476**	**$476**	**$0**	**100.00%**
4.07 DSA Inspection (IOR)					
UNCOMMITTED	$0	$0	$0	$0	
BPI INSPECTION SERVICE	$44,690	$44,690	$40,074	$0	89.67%
	$44,690	**$44,690**	**$40,074**	**$0**	**89.67%**

	Budget	Contracted to Date	Expended to Date	Quarterly Expense Jan '24 - Mar '24	% Expended
4.08 DSA Construction Phase Testing (LOR)					
UNCOMMITTED	$0	$0	$0	$0	
NINYO & MOORE	$75,273	$75,273	$75,273	$0	100.00%
	$75,273	**$75,273**	**$75,273**	**$0**	**100.00%**
Total 394-9520 Villa Park HS Parking and Drop Off (DSA 04-118521)	**$2,967,542**	**$2,861,978**	**$2,809,562**	**$0**	**94.68%**
394-9520 Villa Park HS Phase II (DSA 04-119694)					
1. Design Cost					
1.01 Architect					
UNCOMMITTED	$189,861	$0	$0	$0	
LPA INC	$1,898,600	$1,898,600	$1,657,280	$44,521	87.29%
	$2,088,461	**$1,898,600**	**$1,657,280**	**$44,521**	**79.35%**
2. Construction Cost					
2.01 Construction					
UNCOMMITTED	$0	$0	$0	$0	
PINNER CONSTRUCTION	$27,026,131	$27,026,131	$14,270,894	$4,598,047	52.80%
	$27,026,131	**$27,026,131**	**$14,270,894**	**$4,598,047**	**52.80%**
2.02 OFCI and Other Construction					
UNCOMMITTED	$270,366	$0	$0	$0	
AMS.NET	$43,551	$43,551	$42,151	$42,151	96.79%
APPLIED RESTORATION INC	$1,250	$1,250	$0	$0	0.00%
CDW GOVERNMENT INC	$32,423	$32,423	$0	$0	0.00%
DAHLBERG, KENT & AMY dba NEW DIMENSION	$6,302	$6,302	$6,302	$0	100.00%
DEVELOPMENT GROUP INC	$54,707	$54,707	$0	$0	0.00%
GIANNELLI ELECTRIC INC	$4,385	$4,385	$4,385	$0	100.00%
INTER-PACIFIC INC	$19,105	$19,105	$0	$0	0.00%
	$432,090	**$161,724**	**$52,838**	**$42,151**	**12.23%**
3. Program and Construction Management					
3.01 Program Management Fees					
UNCOMMITTED	$842,522	$0	$0	$0	
CUMMING CONSTRUCTION MGMT INC	$643,969	$643,969	$518,385	$88,844	80.50%
	$1,486,490	**$643,969**	**$518,385**	**$88,844**	**34.87%**
3.02 Construction Management Fees					
UNCOMMITTED	$222,451	$0	$0	$0	
CORDOBA CORPORATION	$920,625	$920,625	$674,247	$135,869	73.24%
	$1,143,076	**$920,625**	**$674,247**	**$135,869**	**58.99%**
4. Construction Support Costs					
4.01 Rental					
UNCOMMITTED	$65,511	$0	$0	$0	
ELITE MODULAR LEASING & SALES INC	$246,489	$246,489	$178,889	$123,244	72.57%

	Budget	Contracted to Date	Expended to Date	Quarterly Expense Jan '24 - Mar '24	% Expended
	$312,000	**$246,489**	**$178,889**	**$123,244**	**57.34%**
4.02 Title, Environmental, Stormwater Management					
UNCOMMITTED	$44,317	$0	$0	$0	
ENVIRONMENTAL AUDIT INC	$4,766	$4,766	$4,766	$0	100.00%
	$49,083	**$4,766**	**$4,766**	**$0**	**9.71%**
4.03 Commissioning					
UNCOMMITTED	$5,271	$0	$0	$0	
P2S ENGINEERING INC	$32,729	$32,729	$13,130	$0	40.12%
	$38,000	**$32,729**	**$13,130**	**$0**	**34.55%**
4.05 DSA Review Fees					
UNCOMMITTED	$18,904	$0	$0	$0	
DIVISION OF STATE ARCHITECT	$231,096	$231,096	$231,096	$42,346	100.00%
	$250,000	**$231,096**	**$231,096**	**$42,346**	**92.44%**
4.06 Postage, Printing & Advertising					
UNCOMMITTED	$8,019	$0	$0	$0	
AMERICAN REPROGRAPHICS CO LLC	$16,365	$16,365	$6,365	$0	38.89%
SOUTHERN CALIFORNIA NEWS GROUP	$2,918	$2,918	$2,918	$0	100.00%
T.D. GRAPHICS	$198	$198	$198	$0	100.00%
ULINE INC	$0	$0	$0	$0	
	$27,500	**$19,481**	**$9,481**	**$0**	**34.48%**
4.07 DSA Inspection (IOR)					
UNCOMMITTED	$28,760	$0	$0	$0	
BPI INSPECTION SERVICE	$471,240	$471,240	$267,786	$53,603	56.83%
	$500,000	**$471,240**	**$267,786**	**$53,603**	**53.56%**
4.08 DSA Construction Phase Testing (LOR)					
UNCOMMITTED	$73,780	$0	$0	$0	
AMERICAN ENGINEERING LABORATORIES INC	$426,220	$426,220	$336,355	$113,352	78.92%
	$500,000	**$426,220**	**$336,355**	**$113,352**	**67.27%**
4.09 Relocation					
UNCOMMITTED	$20,377	$0	$0	$0	
BELTMANN GROUP, INC	$9,447	$9,447	$9,447	$0	100.00%
CAPITAL PROTECTION	$4,968	$4,968	$4,968	$0	100.00%
CLEAN EARTH ENVIRONMENTAL	$15,208	$15,208	$15,208	$0	100.00%
ULINE INC	$0	$0	$0	$0	
	$50,000	**$29,623**	**$29,623**	**$0**	**59.25%**
4.11 Preliminary Testing (Hazmat, Topo, Geo, etc)					
UNCOMMITTED	$13,347	$0	$0	$0	
ENVIRONMENTAL NETWORK CORPORATION	$26,880	$26,880	$26,867	$0	99.95%
NINYO & MOORE	$53,223	$53,223	$53,223	$0	100.00%
PSOMAS	$26,550	$26,550	$26,550	$0	100.00%
	$120,000	**$106,653**	**$106,640**	**$0**	**88.87%**

	Budget	Contracted to Date	Expended to Date	Quarterly Expense Jan '24 - Mar '24	% Expended
4.12 Utility Connection Fees (Local Permits)					
UNCOMMITTED	$32,100	$0	$0	$0	
	$32,100	**$0**	**$0**	**$0**	**0.00%**
4.13 Furniture, Fixtures & Equipment					
UNCOMMITTED	$236,240	$0	$0	$0	
ARROW RESTAURANT EQUIPMENT	$1,760	$1,760	$0	$0	0.00%
B & H PHOTO VIDEO PRO AUDIO	$417	$417	$417	$0	100.00%
DEVELOPMENT GROUP INC	$0	$0	$0	$0	
SIERRA SCHOOL EQUIPMENT COMPANY	$356,142	$356,142	$0	$0	0.00%
SITEONE LANDSCAPE SUPPLY (HYDROSCAPE)	$5,442	$5,442	$5,442	$0	100.00%
	$600,000	**$363,760**	**$5,858**	**$0**	**0.98%**
4.14 Rental					
UNCOMMITTED	$7,092	$0	$0	$0	
ARROW LIFT	$2,515	$2,515	$2,515	$0	100.00%
PS37-3 LLC	$2,515	$2,515	$2,515	$0	100.00%
WARE DISPOSAL	$2,877	$2,877	$2,877	$0	100.00%
	$15,000	**$7,908**	**$7,908**	**$0**	**52.72%**
4.16 Miscellaneous Fees					
UNCOMMITTED	$0	$0	$0	$0	
OUSD COST OF INTEREST DISTRIBUTION	$619	$619	$619	$0	100.00%
	$619	**$619**	**$619**	**$0**	**100.00%**
5. Contingency					
5.01 Construction Contingency					
UNCOMMITTED	$2,298,770	$0	$0	$0	
	$2,298,770	**$0**	**$0**	**$0**	**0.00%**
5.02 Project Contingency					
UNCOMMITTED	$232,999	$0	$0	$0	
	$232,999	**$0**	**$0**	**$0**	**0.00%**
Total 394-9520 Villa Park HS Phase II (DSA 04-119694)	**$37,202,319**	**$32,591,632**	**$18,365,795**	**$5,241,976**	**49.37%**
394-9520 Villa Park HS Unallocated Bond Funds					
5. Unallocated Bond Funds					
FD21 MEASURE S INTEREST					
UNCOMMITTED	$65,981	$0	$0	$0	
	$65,981	**$0**	**$0**	**$0**	**0.00%**
FD22 Measure S Bond Funds					
UNCOMMITTED	$256,481	$0	$0	$0	
	$256,481	**$0**	**$0**	**$0**	**0.00%**
FD22 MEASURE S INTEREST					
UNCOMMITTED	$1,610,487	$0	$0	$0	

	Budget	Contracted to Date	Expended to Date	Quarterly Expense Jan '24 - Mar '24	% Expended
	$1,610,487	$0	$0	$0	0.00%
Total 394-9520 Villa Park HS Unallocated Bond Funds	$1,932,948	$0	$0	$0	0.00%
Villa Park High School	**$73,818,015**	**$65,980,925**	**$51,460,940**	**$5,264,170**	**69.71%**

3.2 CASH FLOW PROJECTIONS

MEASURE S BOND PROGRAM - Series B 2022 Phase II)
Actual Costs thru March 31, 2024, *NOT INCLUDING ACCRUALS PENDING PAYMENT*

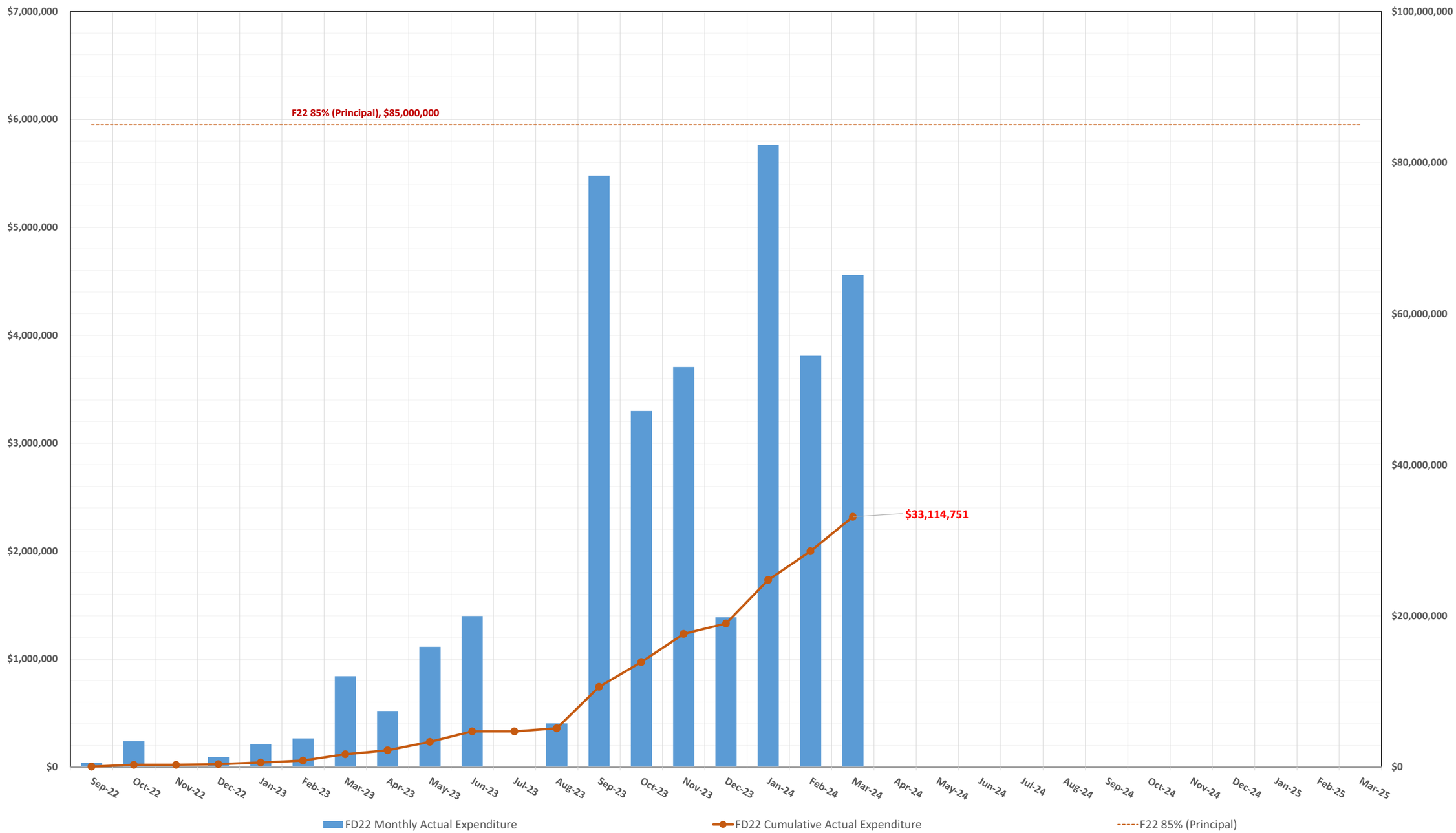

4.0 PROGRAM SCHEDULE SUMMARY

MEASURE S BOND PROGRAM - PHASE II: SCHEDULE SUMMARY

CUMMING GROUP



SUMMER BREAK

Conceptual Design Board Approved 12/13/18
- Orange HS
- El Modena HS
- Villa Park HS

Conceptual Design Board Approved 5/9/19 for Canyon HS

Phase II Design & Budget Board Approved 7/25/19
- Orange HS
- El Modena HS
- Villa Park HS
- Canyon HS

Phase II Design Document & Construction Estimate Board Approval (Completed)
- Orange HS - November 19, 2020 Board Meeting
- El Modena HS - October 15, 2020 Board Meeting
- Villa Park HS - August 13, 2020 Board Meeting
- Canyon HS - Februray 11, 2021 Board Meeting

MEASURE S BOND PROGRAM - PHASE II: SCHEDULE SUMMARY

CUMMING GROUP

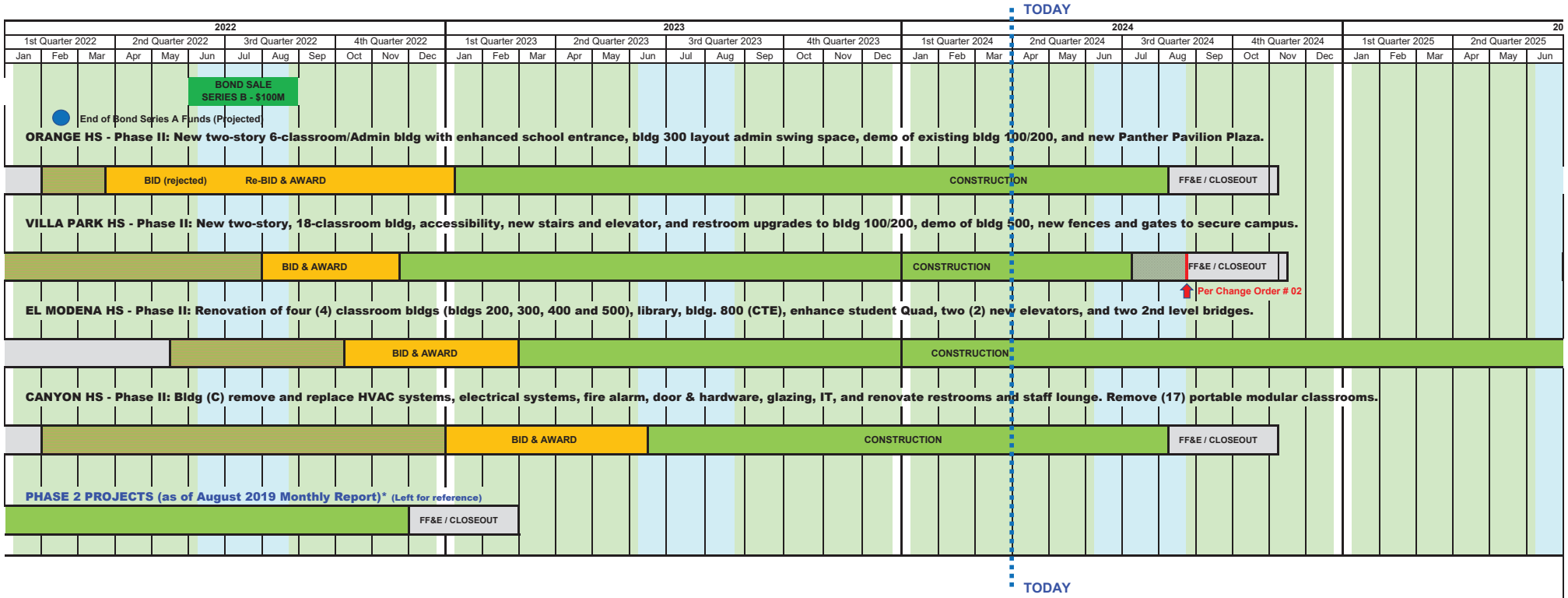

SUMMER BREAK

EXTENDED CONSTRUCTION START (for Phase II Bond Award)

There has been a Substantial Completion date change; if approved by the Board of Education (see under specific project for the Change Order # referenced).

Change Order # reference

Board of Education
John Ortega, President
Angie Rumsey, Vice-President
Madison Miner, Clerk
Andrea Yamasaki
Ana Page
Kris Erickson
Rick Ledesma

Ernie Gonzalez, Board Secretary
Superintendent

David A. Rivera
Deputy Superintendent
Business Services

Isela Vazquez
Senior Executive Director
Facilities Development & Planning

Facilities & Planning Department
Measure S Bond Program
726 W. Collins Avenue
Orange, CA 92867
T: (714) 628-4500