

Boone Central Schools ~ Annual Report: 2022-2023



Description of Report

Boone Central Schools has just completed our 5-year External Visitation with the Nebraska Department of Education on March 21-22, 2023. Our Annual Report will include much of the information that was shared during our visitation.

The intent of the Annual Report is to provide patrons of Petersburg and Albion communities, who make up Boone Central Schools, information pertaining to our school district: student academic performance, school demographics, financial information, and school improvement goals.

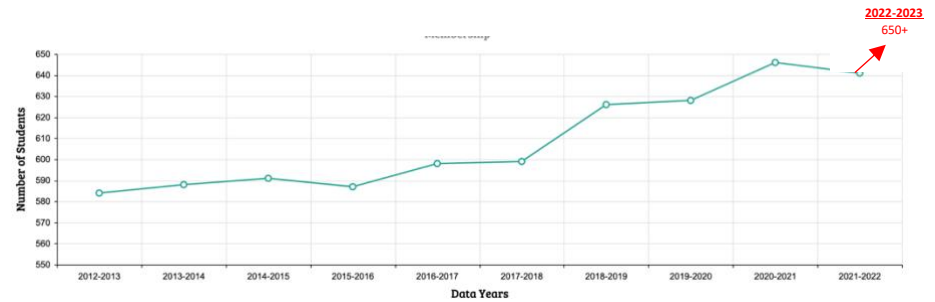
The 2022-2023 Annual Report will be disseminated this year by technology. Please find this Annual Report at our school website: <https://www.boonecentral.org/Page/1>

A hard copy can be picked up at the Boone Central Schools District Office.

Boone Central Schools Board of Education

Ed Knott – President
Justin Frey – Treasurer
Kathy Rolf – Member

Andy Roberts – Vice President
Karrie Fogelman – Member
Ben Stuhr – Member



Valuation of our District

This year's total valuation increased 2.67% from \$1,418,293,489 to \$1,456,214,705 for a \$37,921,216 increase. The chart illustrates the changes in valuations over the past 10 years.

Total Tax Request

This year's total tax request increased by 4% from \$8,371,678 to \$8,714,082 for a \$342, 404 increase. The chart illustrates our tax requests for the General, Bond, and Special Building Fund. Our Special Building Fund is scheduled to retire in 2027 with the Bond Fund scheduled to retire in 2035. The General Fund levy, which covers all regular expenses of the district including the Depreciation Fund, has remained at \$.47 for the past two years. Therefore, our General Fund Levy and Requests will need to be increased to the 2020-2021 levels and above.

CERTIFICATION OF TAXABLE VALUE

Assessed Valuation - includes all real, personal and centrally assessed valuation in the school district. The assessed valuations are certified by the county assessor and provided to the school on or before August 20th each year. The assessed value is used to calculate the levy and request using the following formula:

$$\frac{(\text{Property Tax Request} / \text{Assessed Valuation}) \times 100 = \text{Property Tax Levy}}{(\text{Assessed Valuation} \div \text{Property Tax Levy}) \times 100 = \text{Property Tax Request}}$$

10 Year History - The assessed valuation for the Boone Central School District has increased \$715,823,261 (96.7%) over the last 10 years.

The Boone Central School District has land in both Boone and Antelope County. The valuations below are a combined total of assessed values.

Year	Total Valuation	Dollar Change	Percent of Change
2022-23	\$1,456,214,705	\$37,921,216	2.6737%
2021-22	\$1,418,293,489	(\$3,987,918)	-0.28%
2020-21	\$1,422,281,407	(\$48,730,011)	-3.31%
2019-20	\$1,471,001,418	\$10,402,895	0.71%
2018-19	\$1,460,598,523	\$9,000,722	0.62%
2017-18	\$1,451,597,801	(\$10,945,189)	-0.75%
2016-17	\$1,462,542,990	\$149,133,021	11.35%
2015-16	\$1,313,409,969	\$174,495,241	15.32%
2014-15	\$1,138,914,728	\$217,786,455	23.64%
2013-14	\$921,128,273	\$180,736,829	24.41%
2012-13	\$740,391,444	\$61,862,360	9.12%

*Levy limitations apply to the General Fund, the Special Building Fund, and portions of the Qualified Capital Purpose Undertaking Fund. *The statutory maximum levy for school fiscal year 2022-23 is \$1.05 plus exclusions per \$100 of taxable valuation for school districts.

BOONE CENTRAL SCHOOLS CONTINUOUS SCHOOL IMPROVEMENT GOALS

Goal #1: Building Character

All members of the Boone Central district will be responsible for treating themselves and others with respect and dignity as measured by schoolwide data, perception data and office referrals.

Goal #2: Creating Opportunity

Members of the Boone Central district will build collaborative teams and structures in order to improve communication and transparency.

Goal #3: Striving For Success

Boone Central Schools will foster a cycle of continuous instructional improvement through the use of data, collaboration, and instructional support.

Academic Goal

Boone Central Administration

William Kuester – Interim Superintendent

Jeff Schwartz – HS Principal
Craig Theis – ELEM Principal
Ethan Larsen – Director of Continuous Improvement and Professional Learning

Bill Curry – MS Principal
Jon Perone – A.D.

THE CARDINAL WAY

BUILDING CHARACTER **C**REATING OPPORTUNITY **S**TRIVING FOR SUCCESS

Mission
Serve and Lead with a United Purpose

Vision
Every Student. Every Staff Member. Every Day.

VALUES

Cardinal Pride
Collective Ownership
Respectful & Respected
Supportive & Supported
Trust

COMMITMENTS

Communication
Embrace the Positive
Mindset of E+R=O
Patience
Perspective
Unity

TOGETHER
EVERYONE
ACHIEVES
MORE

WE
ME
BE A PRO

PROACTIVE
>>>
REACTIVE

TOTAL TAX REQUEST

Year	General Fund (excluding 1% Contingency)	Bond Fund (excluding 1% Contingency)	Special Building (excluding 1% Contingency)	Total Tax Revenue	Public Charge	Percent of Change
2022-23	\$6,969,897	\$830,396	\$914,019	\$8,714,082	\$342,404	3.999%
2021-22	\$6,696,961	\$878,738	\$792,929	\$8,371,678	(\$314,007)	(3.872%)
2020-21	\$7,384,553	\$966,967	\$434,545	\$8,786,065	\$82,355	0.950%
2019-20	\$7,421,390	\$878,788	\$323,232	\$8,623,410	\$314,062	3.607%
2018-19	\$7,231,891	\$878,737	\$202,020	\$8,307,148	\$301,979	3.722%
2017-18	\$7,131,432	\$878,737	\$0	\$8,006,169	\$246,683	3.197%
2016-17	\$6,548,770	\$919,191	\$292,515	\$7,738,476	\$222,739	2.958%
2015-16	\$6,424,627	\$909,060	\$202,020	\$7,535,737	(\$12,780)	-0.168%
2014-15	\$5,957,264	\$0	\$1,390,999	\$7,348,473	\$392,021	5.349%
2013-14	\$5,567,264	\$0	\$1,398,868	\$7,246,432	\$352,224	5.010%
2012-13	\$5,907,264	\$0	\$1,036,364	\$6,969,928	\$326,968	5.146%

THE CARDINAL WAY

BUILDING CHARACTER **C**REATING OPPORTUNITY **S**TRIVING FOR SUCCESS

Boone Central Schools ~ Annual Report: 2022-2023



NEP AQuESTT Rating 2021-2022

2021-2022 Ratings

District: Great
 Elementary School: Excellent
 Middle School: Excellent
 High School: Great

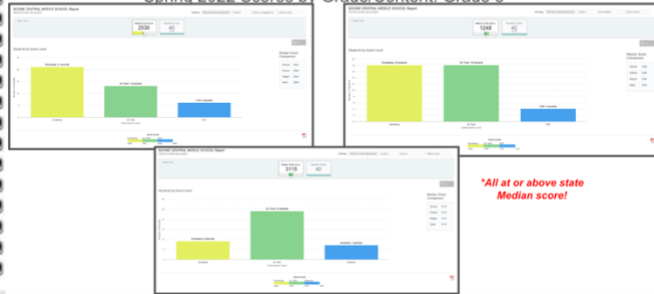
2018-2019 Ratings

District: Great
 Elementary School: Great
 Middle School: Good
 High School: Needs Improvement

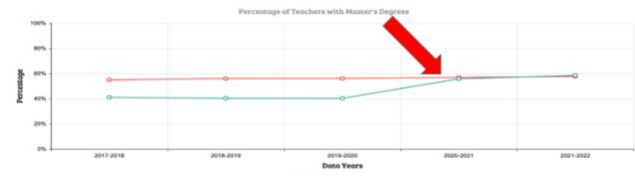


NSCAS Growth

Spring 2022 Scores by Grade/Content: Grade 5



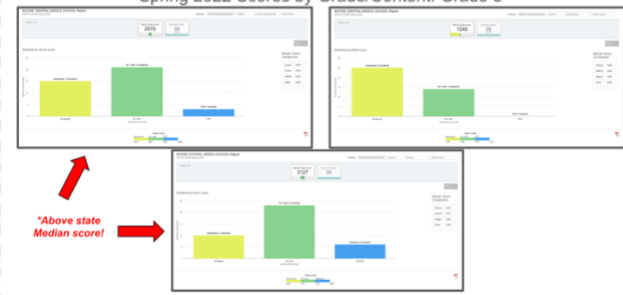
Creating Opportunities and Striving For Success



Data Years	TOTAL TEACHERS PTE		TOTAL TEACHERS PTE WITH MASTER'S DEGREE		PERCENTAGE OF TEACHERS PTE WITH MASTER'S DEGREE	
	State	District	State	District	State	District
2021-2022	23962.20	49.12	13830.51	28.74	57.72%	58.51%
2020-2021	23984.78	51.43	13635.42	28.67	56.80%	55.70%
2019-2020	23855.86	50.02	13571.79	20.13	56.06%	40.24%
2018-2019	23702.34	51.54	13570.00	23.00	55.99%	40.30%
2017-2018	23492.07	50.83	13199.00	23.00	54.92%	41.07%

NSCAS Growth

Spring 2022 Scores by Grade/Content: Grade 8



*Above state Median score!

History of Boone Central Schools



Boone Central Administration

William Kuester – Interim Superintendent

Jeff Schwartz – HS Principal
 Craig Theis – ELEM Principal
 Ethan Larsen – Director of Continuous Improvement and Professional Learning

Bill Curry – MS Principal
 Jon Perone – A.D.

THE CARDINAL WAY

BUILDING CHARACTER **C**REATING OPPORTUNITY **S**TRIVING FOR SUCCESS

Mission
 Serve and Lead with a United Purpose

Vision
 Every Student. Every Staff Member. Every Day.

VALUES

Cardinal Pride
 Collective Ownership
 Respectful & Respected
 Supportive & Supported
 Trust

COMMITMENTS

Communication
 Embrace the Positive
 Mindset of E+R=O
 Patience
 Perspective
 Unity

TOGETHER EVERYONE ACHIEVES MORE **WE ME BE A PRO** **PROACTIVE >>> REACTIVE**

ACT (11th Grade) Data (Raw)

Year Taken	Composite	English	Reading	Math	Science
2018	20.2	19.3	20.2	19.9	20.8
2019	18.7	17.7	19	18.7	18.9
2020	20.6	19.9	20.5	20.2	21.1
2021	20.4	19.6	20.5	19.9	20.8
2022	19.4	18.8	19.2	19.3	19.7
District 5 Year Average	19.9	19.1	19.9	19.6	20.3
Nebraska 2022 Average	19.4	18.6	19.8	19.1	19.6
National 2022 Average	19.8	19.0	20.4	19.3	19.9

THE CARDINAL WAY

BUILDING CHARACTER **C**REATING OPPORTUNITY **S**TRIVING FOR SUCCESS