WADSWORTH CITY SCHOOLS

360 COLLEGE STREET
CHARLES R. PARSONS
PRINCIPAL

WADSWORTH, OHIO 44281
SUPERINTENDENT
STEVE DISHAUZI

THESE DRAWINGS ARE INCLUDED FOR REFERENCE.

SEE SHEET 13 "EXTERIOR ELEVATIONS" & SHEET 14 "BUILDING SECTIONS" FOR SCOPE OF WINDOW REPAIRS.

7/8 BUILDING

WADSWORTH MIDDLE SCHOOL | 2024 WINDOW RESTORATION

ISSUE FOR BID | 04/05/2024

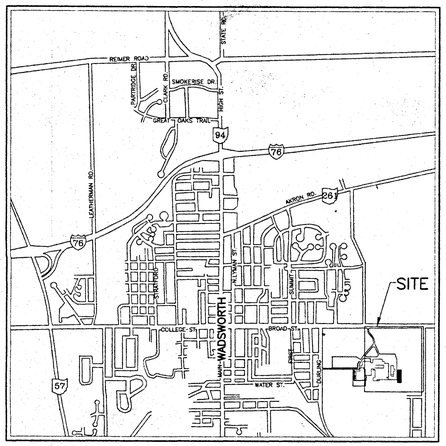

VICINITY MAP
NO SCALE
NORTH

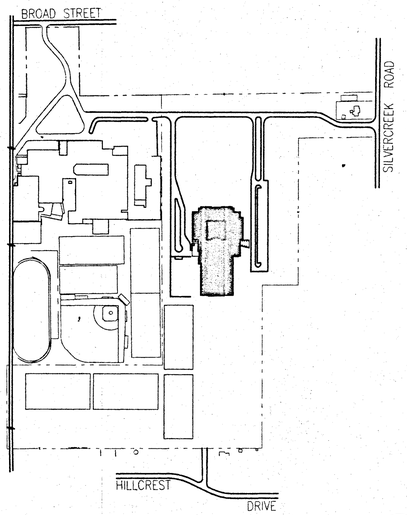

NEIGHBORHOOD PLAN
NO SCALE
NORTH

GENERAL NOTES

1) ALL WORK SHOWN ON OR IMPLIED BY THESE DRAWINGS SHALL COMPLY WITH ALL APPLICABLE CODES, RULES, REGULATIONS, INDUSTRY STANDARDS AND MANUFACTURER'S SPECIFICATIONS (INCLUDING ADA STANDARDS).

DRAWING LEGEND

- NEW CONCRETE BLOCK WALLS
- NEW STUD WALLS (SMALL SCALE)
- NEW BLOCK AND BRICK WALLS
- (3) ROOM NUMBERS
- (2) DOOR NUMBERS
- CABINET DESIGNATION (SEE CABINET SCHEDULE – SHEET 13)
- 100.0 FLOOR ELEVATIONS
- CONCRETE
- CONCRETE BLOCK
- BRICK
- STONE
- GRAVEL
- EARTH
- ACOUSTIC TILE
- STEEL
- BATT INSULATION
- RIGID INSULATION
- DIMENSION LUMBER
- FINISH WOOD

SCHEDULE OF DRAWINGS

SP-1	SITE PLAN
01	ROOF PLAN
1A	OVERALL FLOOR PLAN
2	AREA A FIRST FLOOR PLAN
3	AREA A SECOND FLOOR PLAN
4	AREA B FIRST FLOOR PLAN
5	AREA B SECOND FLOOR PLAN
6	AREA C FIRST FLOOR PLAN
7	AREA C SECOND FLOOR PLAN
8	AREA D FIRST FLOOR PLAN
9	AREA E FIRST FLOOR PLAN
10	AREA F FIRST FLOOR PLAN
11	CANOPY, MECHANICAL AREA AND HIGH WALL PLANS
12	DOOR SCHEDULE
13	EXTERIOR ELEVATION
14	BUILDING SECTIONS
15	BUILDING SECTIONS
16	BUILDING SECTIONS
17	WALL SECTIONS
18	WALL SECTIONS
19	WALL SECTIONS
20	STAIR SECTIONS
21	INTERIOR ELEVATIONS
22	INTERIOR ELEVATIONS
23	INTERIOR ELEVATIONS
24	TOILET ROOM
25	KITCHEN EQUIPMENT
26	DETAILS
27	STAGE CURTAIN
C-1	OVERALL CIVIL SITE PLAN
C-2	OVERALL GRADING PLAN & EROSION CONTROL PLAN
C-3	LEGEND & CIVIL NOTES
C-4	SITE & GRADING PLAN
C-5	UTILITY PLAN
C-6	GRADING & UTILITY PLAN
C-7	GRADING & UTILITY PLAN
C-8	GRADING & UTILITY PLAN
C-9	GRADING & UTILITY PLAN
C-10	GRADING & UTILITY PLAN
C-11	UTILITY DETAILS
C-12	UTILITY DETAILS
C-13	PAVING DETAILS
F-1	PARTIAL FOUNDATION/GRADE SLAB PLAN – SHT. 1
F-2	PARTIAL FOUNDATION/GRADE SLAB PLAN – SHT. 2
F-3	PARTIAL FOUNDATION/GRADE SLAB PLAN – SHT. 3
F-4	FOUNDATION/GRADE SLAB DETAILS – SHT. 1
F-5	FOUNDATION/GRADE SLAB DETAILS – SHT. 2
S-1	GENERAL NOTES
S-2	PARTIAL 2nd FLOOR/LOW ROOF PRECAST PLANK & FRAMING PLAN – SHT. 1
S-3	PARTIAL 2nd FLOOR/LOW ROOF PRECAST PLANK & FRAMING PLAN – SHT. 2
S-4	PARTIAL 2nd FLOOR/LOW ROOF PRECAST PLANK & FRAMING PLAN – SHT. 3
S-5	PARTIAL ROOF PRECAST PLANK & FRAMING PLAN – SHT. 1
S-6	PARTIAL ROOF PRECAST PLANK & FRAMING PLAN – SHT. 2
S-7	PARTIAL ROOF PRECAST PLANK & FRAMING PLAN – SHT. 3
S-8	CANOPY FRAMING PLANS, SECTIONS AND DETAILS
S-9	LOADING DIAGRAMS
S-10	STANDARD DETAILS & SCHEDULES – SHT. 1
S-11	STANDARD DETAILS & SCHEDULES – SHT. 2
S-12	NOT USED
S-13	PRECAST PLANK/FRAMING SECTIONS & DETAILS – SHT. 1
S-14	PRECAST PLANK/FRAMING SECTIONS & DETAILS – SHT. 2
S-15	PRECAST PLANK/FRAMING SECTIONS & DETAILS – SHT. 3
S-16	TRUSS DETAILS
S-17	TRUSS SECTIONS AND DETAILS
P-1	NOTES, DRAWING LIST AND LEGEND
P-2	EQUIPMENT SCHEDULES
P-3	FLOOR PLAN – AREA A 1st FLOOR
P-4	FLOOR PLAN – AREA A 2nd FLOOR
P-5	FLOOR PLAN – AREA B 1st FLOOR
P-6	FLOOR PLAN – AREA B 2nd FLOOR
P-7	FLOOR PLAN – AREA C 1st FLOOR & COURTYARD
P-8	FLOOR PLAN – AREA C 2nd FLOOR
P-9	FLOOR PLAN – AREA D 1st FLOOR
P-10	FLOOR PLAN – AREA E 1st FLOOR
P-11	FLOOR PLAN – AREA F 1st FLOOR
P-12	MECHANICAL ROOM PLANS & CANOPY PLAN
P-13	KITCHEN PLAN & WATER ISOMETRIC
P-14	SANITARY ISOMETRICS
P-15	SANITARY ISOMETRICS
P-16	SANITARY ISOMETRICS
P-17	WATER ISOMETRICS
P-18	WATER ISOMETRICS
P-19	WATER ISOMETRICS
P-20	WATER ISOMETRICS
P-21	WATER ISOMETRICS, SECTIONS & DETAILS
P-22	DETAILS & SECTIONS
FP-1	FIRE PROTECTION 1st & 2nd FLOOR PLANS
FP-2	FIRE PROTECTION MECHANICAL ROOM PLAN & SECTIONS

M-1	HVAC SYMBOLS AND GENERAL NOTES
M-2	AIRFLOW DIAGRAM
M-3	AIRFLOW DIAGRAM
M-4	FLOOR PLAN – AREA A 1st AND 2nd FLOOR
M-5	FLOOR PLAN – AREA B 1st FLOOR
M-6	FLOOR PLAN – AREA B 2nd FLOOR
M-7	FLOOR PLAN – AREA C 1st & 2nd FLOOR
M-8	FLOOR PLAN – AREA D
M-9	FLOOR PLAN – AREA F
M-10	FLOOR PLAN – AREA F
M-11	MECHANICAL MEZZANINE & MISC.
M-12	PIPING PLAN – AREA A 1st & 2nd FLOOR
M-13	PIPING PLAN – AREA B 1st FLOOR
M-14	PIPING PLAN – AREA B 2nd FLOOR
M-15	PIPING PLAN – AREA C 1st & 2nd FLOOR
M-16	PIPING PLAN – AREA D
M-17	PIPING PLAN – AREA D, E, F
M-18	PIPING PRINCIPAL DIAGRAMS
M-19	SCHEDULES
M-20	SCHEDULES
M-21	SCHEDULES
M-22	SCHEDULES
M-23	ROOF PLAN

N.I.C.

N.I.C.

4 PIPE SYSTEM ALTERNATE

M-12.1	PIPING PLAN – AREA A 1st & 2nd FLOOR
M-13.1	PIPING PLAN – AREA B 1st FLOOR
M-14.1	PIPING PLAN – AREA B 2nd FLOOR
M-15.1	PIPING PLAN – AREA C 1st & 2nd FLOOR
M-16.1	PIPING PLAN – AREA D
M-17.1	PIPING PLAN – AREA D, E, F
M-18.1	PIPING PRINCIPAL DIAGRAMS
M-19.1	PIPING PRINCIPAL DIAGRAMS
M-22.1	SCHEDULES
ES-1	ELECTRICAL SITE PLAN
E-1	ELECTRICAL SYMBOL LEGEND
E-2	LIGHTING FIXTURE SCHEDULE
E-3	MISC. ELECTRICAL WIRING DIAGRAMS
E-4	MISC. ELECTRICAL WIRING DIAGRAMS
E-5	AREA A, 1st & 2nd FLOOR LIGHTING PLAN
E-6	AREA A, 1st & 2nd FLOOR POWER & COMM. PLAN
E-7	AREA A, 1st & 2nd FLOOR FIRE ALARM SYSTEM AND MECHANICAL EQUIPMENT CONNECTION PLAN
E-8	AREA B, 1st FLOOR LIGHTING PLAN
E-9	AREA B, 1st POWER & COMM. PLAN
E-10	AREA B, 1st FLOOR FIRE ALARM SYSTEM AND MECHANICAL EQUIPMENT CONNECTION PLAN
E-11	AREA B, 2nd FLOOR LIGHTING PLAN
E-12	AREA B, 2nd POWER & COMM. PLAN
E-13	AREA B, 2nd FLOOR FIRE ALARM SYSTEM AND MECHANICAL EQUIPMENT CONNECTION PLAN
E-14	AREA C, 1st & 2nd FLOOR LIGHTING PLAN
E-15	AREA C, 1st & 2nd FLOOR POWER & COMM. PLAN
E-16	AREA C, 1st & 2nd FLOOR FIRE ALARM SYSTEM AND MECHANICAL EQUIPMENT CONNECTION PLAN
E-17	AREA D, 1st FLOOR LIGHTING PARTIAL PLAN
E-18	AREA D, 1st FLOOR LIGHTING PARTIAL PLAN
E-19	AREA D, 1st POWER & COMM. PARTIAL PLAN
E-20	AREA D, 1st POWER & COMM. PARTIAL PLAN
E-21	AREA D, KITCHEN POWER PLAN
E-22	AREA D, PARTIAL 1st FLOOR FIRE ALARM SYSTEM AND MECHANICAL EQUIPMENT CONNECTION PLAN
E-23	AREA D, PARTIAL 1st FLOOR FIRE ALARM SYSTEM AND MECHANICAL EQUIPMENT CONNECTION PLAN
E-24	AREA D, 2nd FLOOR LIGHTING PLAN
E-25	AREA D, 2nd POWER & COMM. PLAN
E-26	AREA D, 2nd FLOOR FIRE ALARM SYSTEM AND MECHANICAL EQUIPMENT CONNECTION PLAN
E-27	AREA E, 1st FLOOR LIGHTING PLAN
E-28	AREA E, 1st POWER & COMM. PLAN
E-29	AREA E, 1st FLOOR FIRE ALARM SYSTEM AND MECHANICAL EQUIPMENT CONNECTION PLAN
E-30	AREA F, 1st FLOOR LIGHTING PLAN
E-31	AREA F, 1st POWER & COMM. PLAN
E-32	AREA F, 1st FLOOR FIRE ALARM SYSTEM AND MECHANICAL EQUIPMENT CONNECTION PLAN
E-33	STAGE LIGHTING PLAN
E-34	STAGE SOUND PLAN
E-35	POWER DISTRIBUTION RISER PLAN
E-36	PANEL SCHEDULE
E-37	PANEL SCHEDULE
E-38	PANEL SCHEDULE
E-39	PANEL SCHEDULE
E-40	PANEL SCHEDULE

LOUIS PERRY & ASSOCIATES, INC.
165 SMOKERISE DRIVE
WADSWORTH, OH 44281
PHONE (330) 334-1585
FAX (330) 334-1658

McDONALD, CASSELL & BASSETT, INC.
600 WEST SPRING STREET
COLUMBUS, OH 43215
PHONE (614) 628-0630
FAX (614) 628-0633

ENGINEERS • ARCHITECTS • PLANNERS

THE RUHLIN COMPANY **PHONE (330) 239-2800** **FAX (330) 239-1828** **CONSTRUCTION MANAGER**
6931 RIDGE ROAD **SHARON CENTER OH 44274**

COMMISSION NO. 9803B/1802

DATE: APRIL 22, 1999

SET NO.

1999 LOUIS PERRY & ASSOC. DRAWINGS ARE INCLUDED FOR REFERENCE.

SEE SHEET 13 "EXTERIOR ELEVATIONS" & SHEET 14 "BUILDING SECTIONS" FOR SCOPE OF WINDOW REPAIRS.

REFER TO THE PROJECT MANUAL FOR RELATED REQUIREMENTS.

HOLABIRD & ROOT
CREATE PRESERVE TRANSFORM
WADSWORTH MIDDLE SCHOOL
2024 WINDOW RESTORATION
H&R PR. NO. 16070
ISSUE FOR BID
04/05/2024

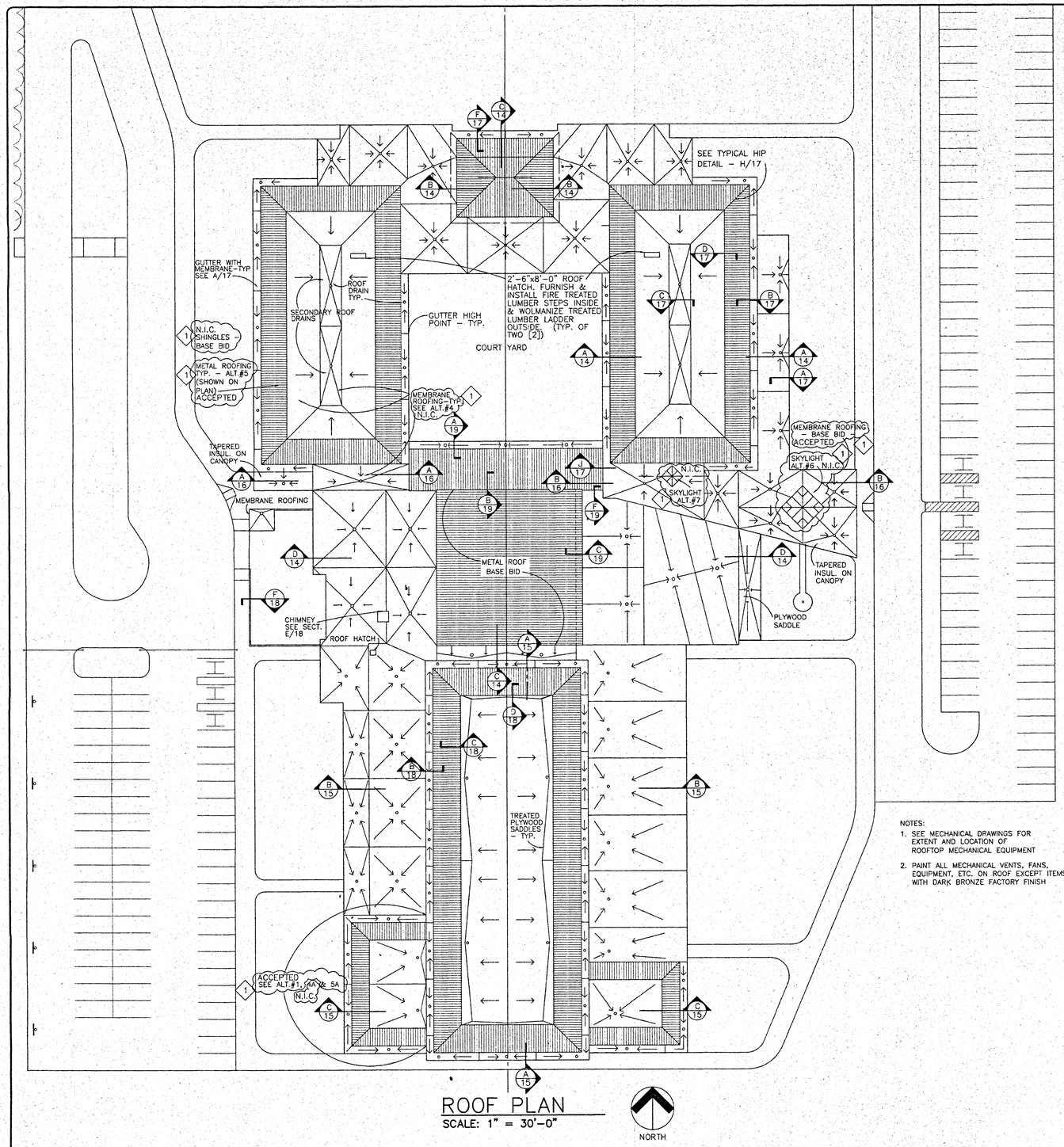

ROOF PLAN
SCALE: 1" = 30'–0"

NORTH

NOTES:
1. SEE MECHANICAL DRAWINGS FOR EXTENT AND LOCATION OF ROOFTOP MECHANICAL EQUIPMENT
2. PAINT ALL MECHANICAL VENTS, FANS, EQUIPMENT, ETC. ON ROOF EXCEPT ITEMS WITH DARK BRONZE FACTORY FINISH

LOUIS PERRY & ASSOCIATES, INC.
165 SMOKERISE DRIVE
WADSWORTH, OH 44281
PHONE (330) 334–1585
FAX (330) 334–1658

McDONALD, CASSELL & BASSETT, INC.
600 WEST SPRING STREET
COLUMBUS, OH 43215
PHONE (614) 628–0630
FAX (614) 628–0633

ENGINEERS • ARCHITECTS • PLANNERS

DESIGN BY:	DATE:
DD	
CHKD BY:	DATE:
FILENAME:	PLOT DATE:
01ROOF	2/5/99
SCALE:	PLOT SCALE:
AS NOTED	1:1

NO.	DATE	BY	APPR.	REVISION
1	4/22/99			IFC BULLETIN #1 ISSUED TO RUHLIN
	2/8/99			ISSUED TO RUHLIN FOR BID

WADSWORTH CITY SCHOOLS
7/8 BUILDING
ROOF PLAN

ATTACHED X–REFERENCES
XROOF

01 DWG. NO. 1 REV.

HOLABIRD & ROOT
CREATE PRESERVE TRANSFORM
WADSWORTH MIDDLE SCHOOL
2024 WINDOW RESTORATION
H&R PR. NO. 16070
ISSUE FOR BID
04/05/2024

R:\CAD\MCB\1802\01roof.dwg Wed Apr 28 10:29:52 1999 EJF

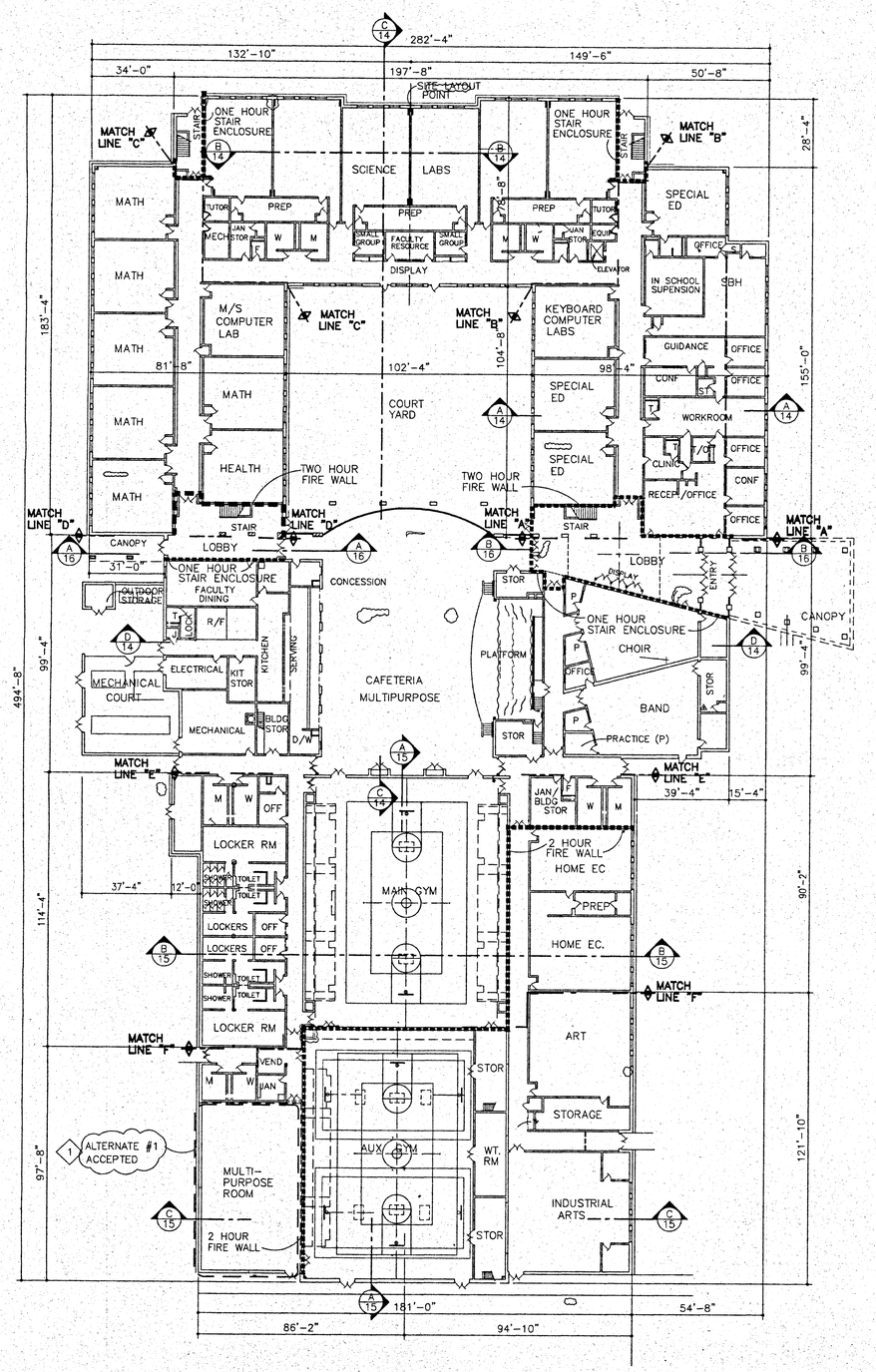

FIRST FLOOR PLAN

SCALE: 1" = 30'-0"

NORTH

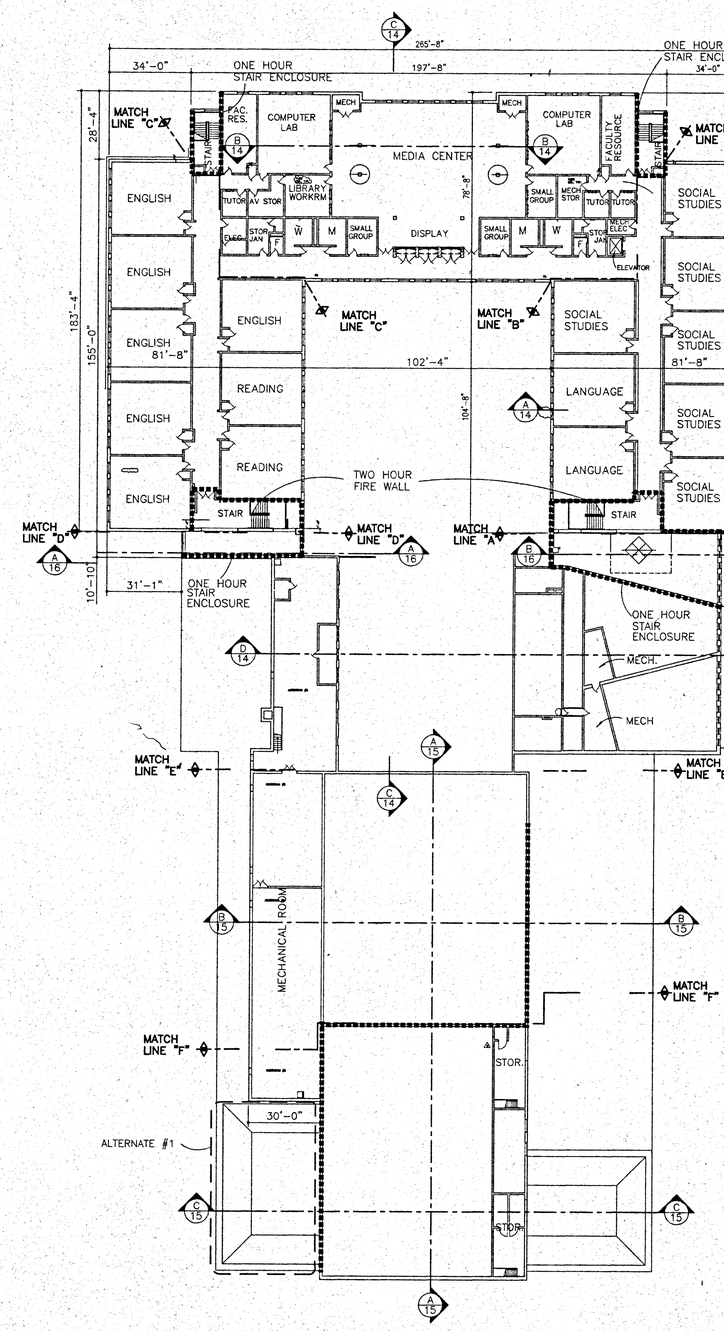

SECOND FLOOR PLAN

SCALE: 1" = 30'-0"

NORTH

CODE INFORMATION

MIDDLE SCHOOL BUILDING

OCCUPANT LOAD: 900 MAXIMUM
(PROGRAM OCC. LOAD = 800 STUDENTS AND 65 STAFF)
AUTOMATIC FIRE SUPPRESSION SYSTEM PROVIDED THROUGHOUT BUILDING

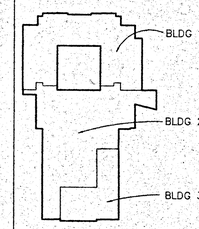

BUILDING #1
CONSTRUCTION TYPE 2B
USE GROUP E AND B
ALLOWABLE PER TABLE 503= 22,500 SF, 3 STORIES 40'-0"
ALLOWABLE AREA WITH OPEN PERIMETER AND SPRINKLER INCREASES= 83,250 SF (60% OPEN PERIMETER)
ACTUAL 1ST FLOOR AREA 36,422 SF
ACTUAL 2ND FLOOR AREA 34,320 SF
ACTUAL HEIGHT 38'-0"

BUILDING #2
CONSTRUCTION TYPE 2B
USE GROUP A-3
ALLOWABLE PER TABLE 503= 13,125 SF, 3 STORIES 40'-0"
ALLOWABLE AREA WITH OPEN PERIMETER AND SPRINKLER INCREASES= 44,625 SF (45% OPEN PERIMETER)
ACTUAL 1ST FLOOR AREA 44,450 SF
ACTUAL 2ND FLOOR AREA 8,594 SF
ACTUAL HEIGHT 36'-0"

BUILDING #3
CONSTRUCTION TYPE 2C
USE GROUP A-3 AND E
ALLOWABLE PER TABLE 503= 8,400 SF, 2 STORIES 30'-0"
ALLOWABLE AREA WITH OPEN PERIMETER AND SPRINKLER INCREASES= 29,568 SF
ALLOWABLE HEIGHT WITH SPRINKLER INCREASES= 3 STORIES 50'-0"
(51% OPEN PERIMETER)
ACTUAL AREA 18,800 SF
ACTUAL HEIGHT 34'-0"

REQ'D. FIRE RATINGS BUILDINGS 1 & 2 TYPE 2B CONSTRUCTION

1. STRUCTURAL MEMBERS SUPPORTING WALLS SPRAY-ON FIRE PROOFING	1 HR.
2. FLOOR CONSTRUCTION INCLUDING BEAMS PRE-CAST CONCRETE W/2" TOPPING (U.L. DES. #J932)	1-1/2 HR.
3. ROOF FRAMING ∠ 15' ABOVE FL. SEE DRAWINGS	1 HR.
4. BOTTOM FLANGE PROTECTION LINTELS SPANNING > 6' 5/8" FIRECODE GYP. BOARD ON METAL FURRING	1 HR.

ABBREVIATIONS

B.O.	BY OWNER
D.S.	DOWNSPOUT
FX	FIRE EXTINGUISHER
EWC	ELECTRIC WATER COOLER
P.C.	PLUMBING CONTRACTOR
E.C.	ELECTRIC CONTRACTOR
HVAC	HVAC CONTRACTOR
TC	TEACHERS CABINET
CJ	CONTROL JOINT
TB	TACK BOARD
CB	CHALKBOARD
MB	MARKERBOARD
RH	ROOF HATCH

SYMBOLS

- A17 — SECTION INDICATION: A = SECTION NO., 17 = SHEET WHERE SECTION IS SHOWN
- 103 — ROOM NUMBER
- 103 — DOOR NUMBER
- A — WINDOW FRAME TYPE
- CONC. BLOCK WALL
- BRICK/CONC. BLOCK WALL
- BLINDS AT H.M. WINDOWS
- MAGNETIC DOOR HOLD OPEN
- FIRE RATED WALL

SQUARE FOOTAGE INFORMATION

FIRST FLOOR	99,657 SF
SECOND FLOOR	35,710 SF
SUB-TOTAL	135,367 SF
HALF COUNT AREAS:	
UNOCCUPIED 2ND FLOOR (MECH. & STOR.)	4248 SF
OUTBUILDING	75 SF
CANOPIES	1197 SF
SUB-TOTAL	5587 SF
TOTAL*	140,887 SF

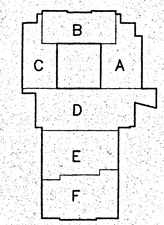

KEY PLAN
SCALE: NONE
NORTH

LOUIS PERRY & ASSOCIATES, INC.
165 SMOKERISE DRIVE
WADSWORTH, OH 44281
PHONE (330) 334-1585
FAX (330) 334-1658

McDONALD, CASSELL & BASSETT, INC.
600 WEST SPRING STREET
COLUMBUS, OH 43215
PHONE (614) 628-0630
FAX (614) 628-0633

ENGINEERS • ARCHITECTS • PLANNERS

DESIGN BY:	DATE:
DD	
CHKD BY:	DATE:
FILENAME:	PLOT DATE:
01APLAN	2/5/99
SCALE:	PLOT SCALE:
AS NOTED	1:1

NO.	DATE	BY	APPR.	REVISION
1	4/22/99			IFC BULLETIN #1 ISSUED TO RUHLIN
	2/8/99			ISSUED TO RUHLIN FOR BID

WADSWORTH CITY SCHOOLS
7/8 BUILDING
OVERALL FLOOR PLAN

ATTACHED X-REFERENCES
XPLANS

1A — DWG. NO.
1 — REV.

HOLABIRD & ROOT
CREATE PRESERVE TRANSFORM
WADSWORTH MIDDLE SCHOOL
2024 WINDOW RESTORATION
H&R PR. NO. 16070
ISSUE FOR BID
04/05/2024

R:\CAD\WC81\1602\01aplan.dwg Wed Apr 28 10:39:47 1999 EJF

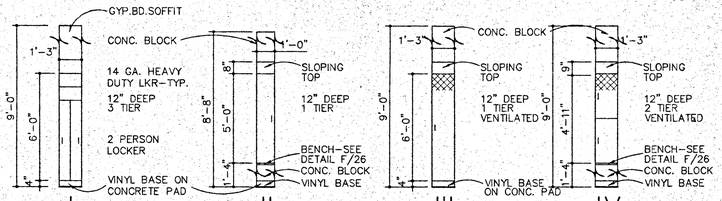

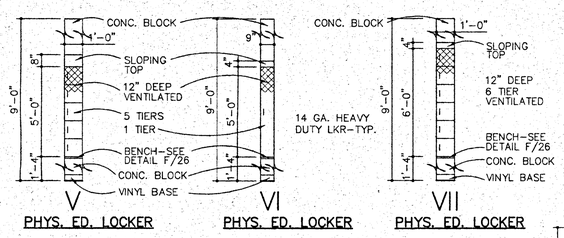

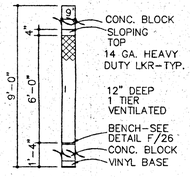

LOCKER DETAILS

SCALE: 1/4"=1'-0"

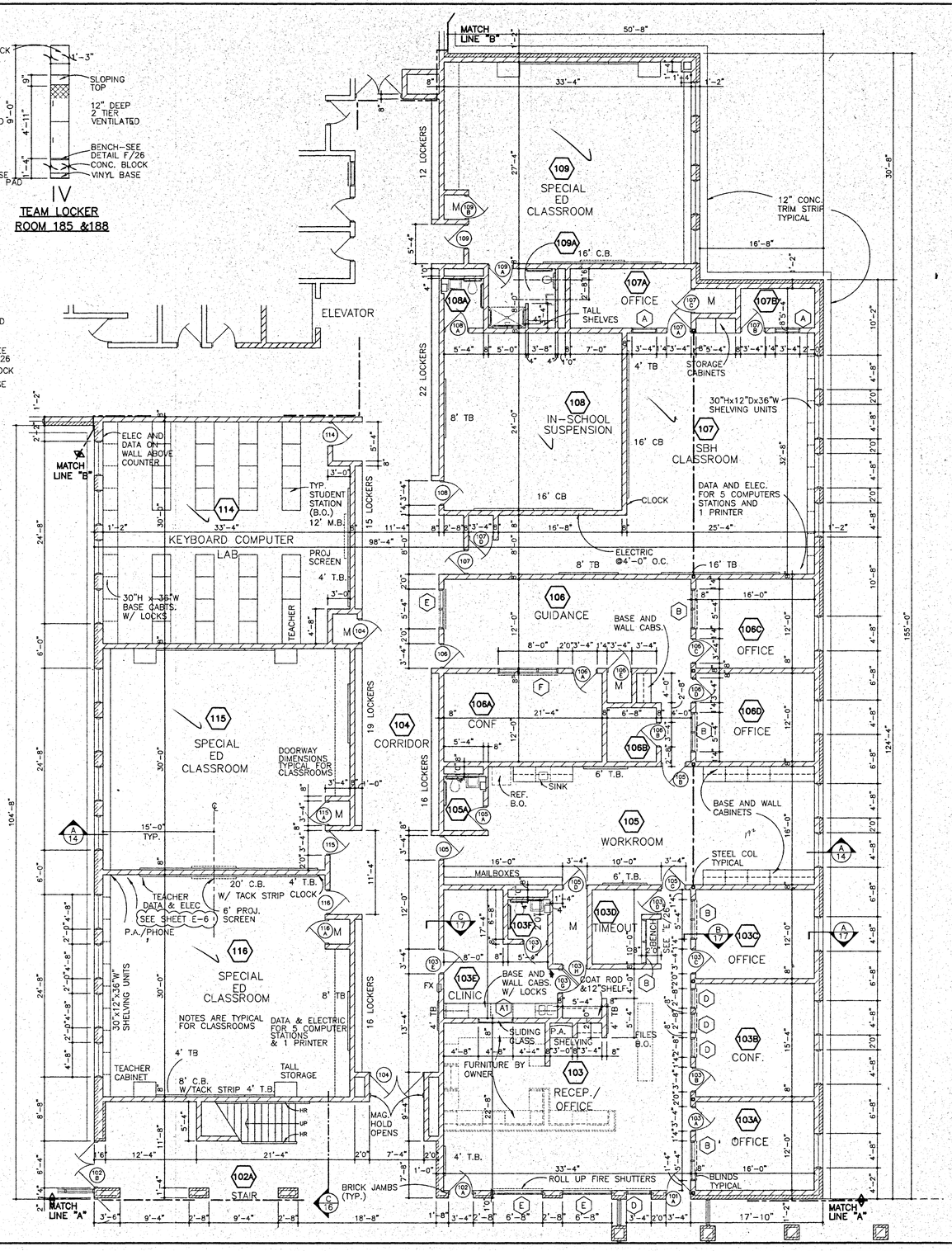

AREA A FIRST FLOOR PLAN

SCALE: 1/8"=1'-0"

FINISH SCHEDULE

NO.	ROOM NAME	FLOOR: SEALED CONCRETE	VINYL TILE	CARPET	CERAMIC TILE	QUARRY TILE	WOOD	TERRAZZO (ALTERNATE)	RUBBER TRDS./RISERS/FLOOR	BASE: VINYL	CERAMIC	QUARRY TILE	WALL: CONC. BLOCK	PAINTED	BRICK	CERAMIC TILE	CEILING: EXPOSED STRUCTURE	ACOUSTIC CEILING 2x4	ACOUSTIC CEILING 2x2	ACOUSTIC PANELS	REMARKS: SCHEDULED FINISH
102A	STAIR	○						⊛	○			○		○					○		✳ SEE ALTS #83 & 10
103	RECEPTION	○		○							○			○					○		N.I.C. 1
103A	OFFICE			○							○			○					○		
103B	CONFERENCE			○							○			○					○		
103C	OFFICE			○							○			○					○		
103D	TIME OUT			○							○			○					○		
103E	CLINIC	○									○			○					○		
103F	RESTROOM											○				○					(ACCEPTED) 1
104	CORRIDOR	○		⊛				⊛			○			○					○		✳ SEE ALTS #83 & 10
105	WORK ROOM	○		○							○			○					○		✳ 8'-6" CEILING N.I.C. 1
105A	RESTROOM				○							○				○					
106	GUIDANCE RECEP.		○								○			○					○		
106A	CONFERENCE		○								○			○					○		
106B	STORAGE	○									○			○					○		
106C	OFFICE		○								○			○					○		
106D	OFFICE		○								○			○					○		
107	SBH CLASSROOM	○									○			○				○			
107A	OFFICE	○									○			○				○			
107B	TIME OUT		○								○			○				○			
108	IN SCHOOL SUSP.	○									○			○				○			
108A	REST ROOM				○							○				○		○			
109	SPECIAL ED.	○									○			○				○			
109A	REST ROOM				○							○				○		○			
114	KEYBD. COMPUTER LAB	✳									○			○				○			✳ STATIC RESISTANT
115	SPECIAL ED.	○		○							○			○				○			
116	SPECIAL ED.	○		○							○			○				○			

GENERAL PLAN NOTES (APPLY TO ALL PLAN SHEETS)

1. INTERIOR CONC. BLOCK PARTITIONS TO HAVE TWO BLOCKS TURNED SIDEWAYS FOR RELIEF AIR WHERE CALLED FOR ON HVAC PLANS.

2. REFER TO MECHANICAL AND ELECTRICAL PLANS FOR REQUIRED CHASES, EQUIPMENT PADS, RECESSES AND OPENINGS IN WALLS, FLOORS AND ROOF STRUCTURE FOR MECHANICAL AND ELECTRICAL EQUIPMENT, DUCTWORK, LOUVERS, GRILLS, PIPING, ETC. COORDINATE SIZES & LOCATIONS W/ MECH. & ELECT. CONTRACTORS.

3. PROVIDE SOLID MASONRY BEARING AT ALL POINTS WHERE JOISTS/BEAMS BEAR ON MASONRY AS SHOWN ON STRUCTURAL DRAWINGS.

4. BUILD WALLS TIGHT TO UNDERSIDE OF DECK UNLESS OTHERWISE NOTED ON DRAWINGS.

5. FURNISH & INSTALL MISC. LINTELS @ MASONRY OPENINGS AS SCHEDULED ON STRUCTURAL DRAWINGS.

6. PROVIDE SHORING AT ALL LINTELS SPANNING MORE THAN 4'-0" UNTIL MASONRY MORTAR HAS SET.

7. CAULK TOE OF ALL LINTELS AND AROUND ALL WINDOWS, LOUVERS, GRILLS, DOOR FRAMES, ETC.

8. INSTALL BULLNOSE BLOCKS AT ALL OUTSIDE BLOCK CORNERS AND DOOR & WINDOW JAMBS.

9. ACOUSTIC CEILINGS ARE AT 9'-0" AFF UNLESS NOTED OTHERWISE.

10. FIRE EXTINGUISHERS AND CABINETS ARE REPRESENTED ON FLOOR PLANS WITH THIS SYMBOL: 

11. ALL LOCKERS IN CLASSROOM CORRIDORS ARE TYPE I LOCKERS

12. ROOMS DESIGNATED WITH "M" ARE MECHANICAL EQUIPMENT ROOMS. SEALED CONCRETE FLOORS, NO WALL OR CEILING FINISHES

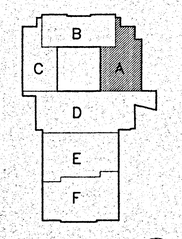

KEY PLAN
SCALE: NONE

NORTH

LOUIS PERRY & ASSOCIATES, INC.
165 SMOKERISE DRIVE
WADSWORTH, OH 44281
PHONE (330) 334-1585
FAX (330) 334-1658

McDONALD, CASSELL & BASSETT, INC.
600 WEST SPRING STREET
COLUMBUS, OH 43215
PHONE (614) 628-0630
FAX (614) 628-0633

ENGINEERS • ARCHITECTS • PLANNERS

DESIGN BY:	DATE:
DD	
CHKD BY:	DATE:
FILENAME:	PLOT DATE:
02PLANA	2/5/99
SCALE:	PLOT SCALE:
AS NOTED	1:1

NO.	DATE	BY	APPR.	REVISION
1	4/22/99			IFC BULLETIN #1 ISSUED TO RUHLIN
	2/8/99			ISSUED TO RUHLIN FOR BID

WADSWORTH CITY SCHOOLS
7/8 BUILDING
AREA A FIRST FLOOR PLAN

ATTACHED X-REFERENCES
XPLAN-A1

2 DWG. NO. 1 REV.

HOLABIRD & ROOT
CREATE PRESERVE TRANSFORM
WADSWORTH MIDDLE SCHOOL
2024 WINDOW RESTORATION
H&R PR. NO. 16070
ISSUE FOR BID
04/05/2024

R \CAD\WORK\1802\02plana.dwg Wed Apr 28 10:42:28 1999 EJF

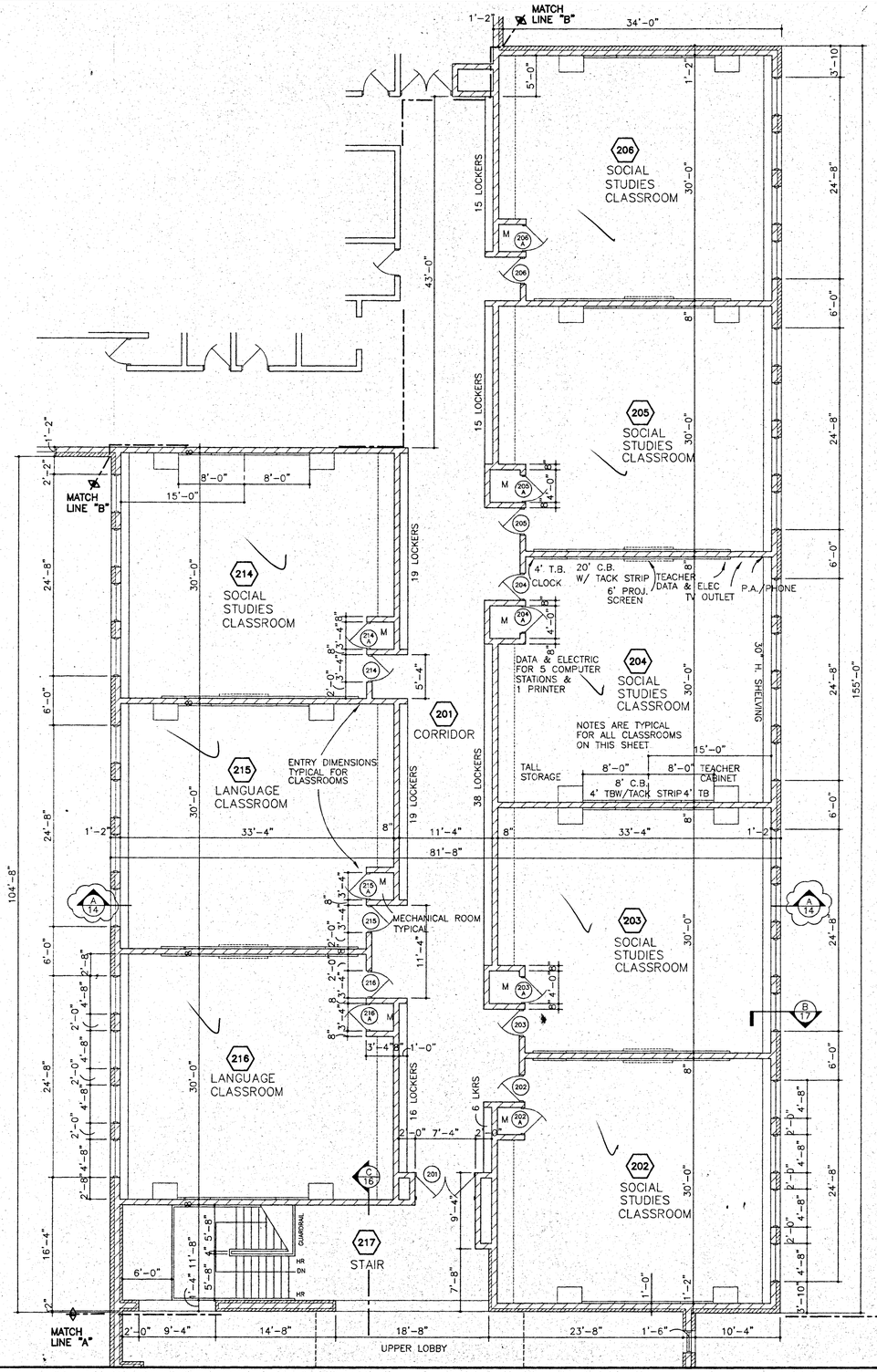

AREA A SECOND FLOOR PLAN

SCALE: 1/8"=1'-0"

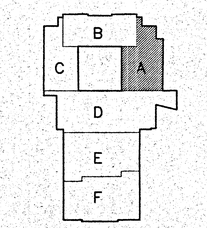

KEY PLAN
SCALE: NONE

NORTH

FINISH SCHEDULE

NO.	ROOM NAME	FLOOR: SEALED CONCRETE	VINYL TILE	CARPET	CERAMIC TILE	QUARRY TILE	WOOD	TERRAZZO (ALTERNATE)	RUBBER TREAD/RISERS/FLOOR	BASE: VINYL	CERAMIC	QUARRY TILE	WALL: PAINTED CONC. BLOCK	BRICK	CERAMIC TILE	CEILING: PAINTED STRUCTURE	PAINTED GYP. BOARD	ACOUSTIC CEILING 2x4	ACOUSTIC CEILING 2x2	ACOUSTIC PANELS	REMARKS
		○ SCHEDULED FINISH																			
201	CORRIDOR		○		✳				○		○								○		✳ SEE ALT. # 6A2A10A N.I.C. 1
202	SOCIAL STUDIES		○							○			○					○			ACCEPTED 1
203	SOCIAL STUDIES		○							○			○					○			
204	SOCIAL STUDIES		○							○			○					○			
205	SOCIAL STUDIES		○							○			○					○			
206	SOCIAL STUDIES		○							○			○					○			
214	SOCIAL STUDIES		○							○			○					○			
215	LANGUAGE		○							○			○					○			
216	LANGUAGE		○							○			○					○			ACCEPTED 1
217	STAIR		○					✳	○	○			○						○		✳ SEE ALT. # 6A2A10A N.I.C. 1

LOUIS PERRY & ASSOCIATES, INC.
165 SMOKERISE DRIVE
WADSWORTH, OH 44281
PHONE (330) 334-1585
FAX (330) 334-1658

McDONALD, CASSELL & BASSETT, INC.
600 WEST SPRING STREET
COLUMBUS, OH 43215
PHONE (614) 628-0630
FAX (614) 628-0633

ENGINEERS • ARCHITECTS • PLANNERS

DESIGN BY:	DATE:
DD	
CHKD BY:	DATE:
FILENAME:	PLOT DATE:
Q3PLANA2	2/5/99
SCALE:	PLOT SCALE:
AS NOTED	1:1

NO.	DATE	BY	APPR.	REVISION
1	4/22/99			IFC BULLETIN #1 ISSUED TO RUHLIN
	2/8/99			ISSUED TO RUHLIN FOR BID

WADSWORTH CITY SCHOOLS
7/8 BUILDING
AREA A SECOND FLOOR PLAN

ATTACHED X-REFERENCES
XPLAN-A2

3 DWG. NO. 1 REV.

HOLABIRD & ROOT
CREATE PRESERVE TRANSFORM
WADSWORTH MIDDLE SCHOOL
2024 WINDOW RESTORATION
H&R PR. NO. 16070
ISSUE FOR BID
04/05/2024

R:\CAD\WCB\1802\Q3plana2.dwg Wed Apr 28 10:45:38 1999 EJF

FINISH SCHEDULE

NO.	ROOM NAME	FLOOR: SEALED CONCRETE	FLOOR: VINYL TILE	FLOOR: CARPET	FLOOR: CERAMIC TILE	FLOOR: QUARRY TILE	FLOOR: WOOD	FLOOR: RESILIENT ATHLETIC	FLOOR: TERRAZZO (ALTERNATE)	FLOOR: RUBBER TREADS & RISERS	BASE: VINYL	BASE: CERAMIC	BASE: QUARRY TILE	BASE: PAINTED CONC. BLOCK	WALL: CERAMIC TILE	WALL: PAINTED STRUCTURE	CEILING: PAINTED GYP. BOARD	CEILING: ACOUSTIC CEILING 2x4	CEILING: ACOUSTIC CEILING 2x2	CEILING: ACOUSTIC PANELS	REMARKS: SCHEDULED FINISH
110	STAIR	○			⊗				⊗	○				●						●	✳ SEE ALT. #1
111	SCIENCE	○												●					●		N.I.C.
111A	PREP.	○												●					●		
112	TUTOR	○												●					●		ACCEPTED
113	ELEVATOR EQUIP.	○												●			●				
120	CORRIDOR		○		⊗				⊗	○				●					●		✳ SEE ALT. #1
121	JAN.	○												●			●				N.I.C.
122	FACULTY R.R.				○								●		●				●		
123	GIRLS RESTROOM				○								●		●				●		
124	BOYS RESTROOM				○								●		●				●		
125	SCIENCE		○									●			●				●		
126	SCIENCE		○									●			●				●		
126A	PREP.		○									●			●				●		
127	SMALL GROUP		○									●			●				●		
128	STAFF RESOURCE		○									●			●				●		
129	SMALL GROUP		○									●			●				●		

FINISH SCHEDULE

NO.	ROOM NAME	FLOOR: SEALED CONCRETE	FLOOR: VINYL TILE	FLOOR: CARPET	FLOOR: CERAMIC TILE	FLOOR: QUARRY TILE	FLOOR: WOOD	FLOOR: RESILIENT ATHLETIC	FLOOR: TERRAZZO (ALTERNATE)	FLOOR: RUBBER TREADS & RISERS	BASE: VINYL	BASE: CERAMIC	BASE: QUARRY TILE	BASE: PAINTED CONC. BLOCK	WALL: CERAMIC TILE	WALL: PAINTED STRUCTURE	CEILING: PAINTED GYP. BOARD	CEILING: ACOUSTIC CEILING 2x4	CEILING: ACOUSTIC CEILING 2x2	CEILING: ACOUSTIC PANELS	REMARKS: SCHEDULED FINISH
130	SCIENCE	○										●			●				●		
131	SCIENCE	○										●			●				●		
131A	PREP.											●			●				●		
132	BOYS RESTROOM				○								●		●				●		
133	GIRLS RESTROOM				○								●		●				●		
134	FACULTY R.R.				○								●		●				●		
135	JAN.		○											●			●				
141	MECH.		○											●			●				
142	TUTOR			○										●			●		●		
143	SCIENCE			○										●			●		●		
144	STAIR		○		⊗				⊗	⊗	○			●			●			●	✳ SEE ALT. #1

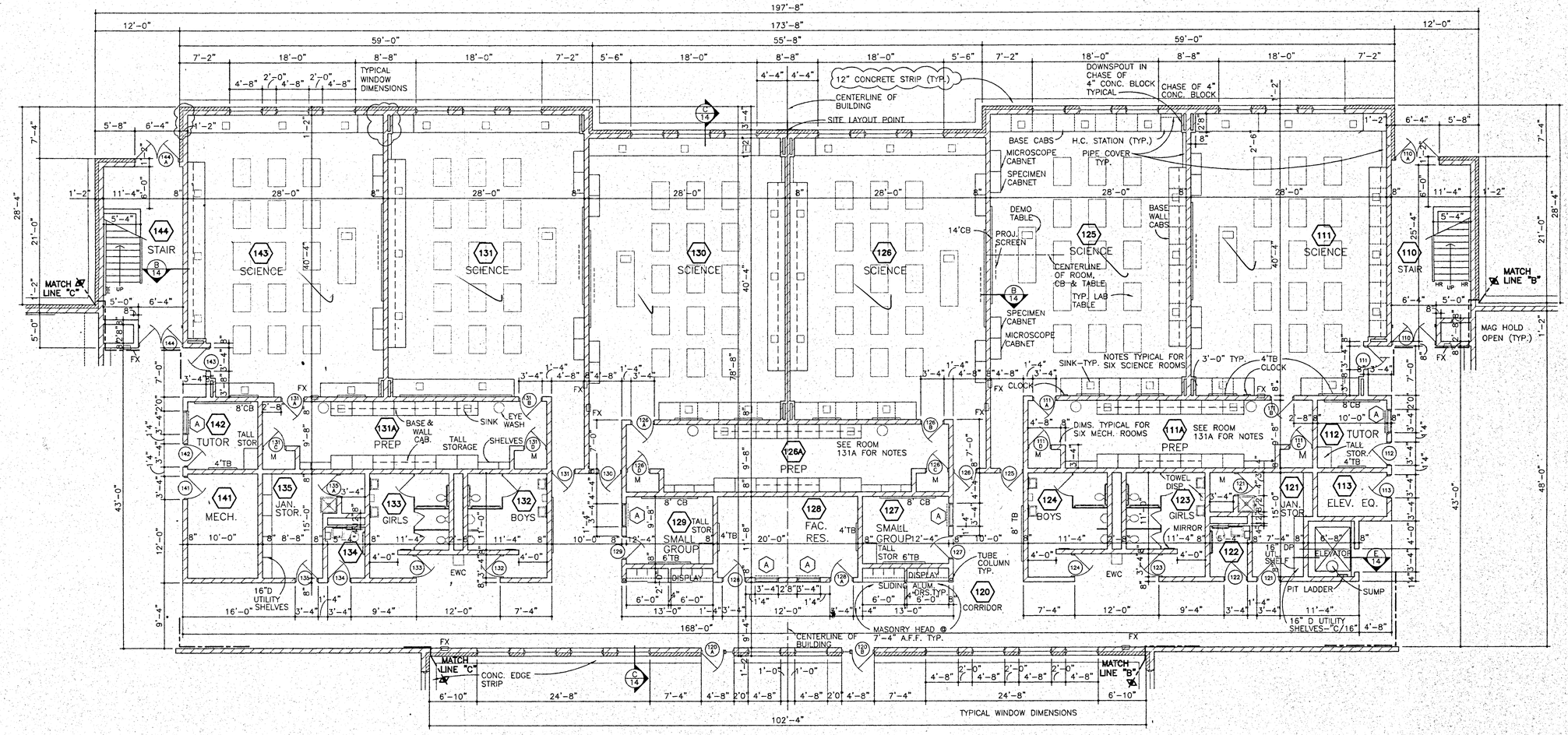

AREA B FIRST FLOOR PLAN

SCALE: 1/8"=1'-0"

NORTH

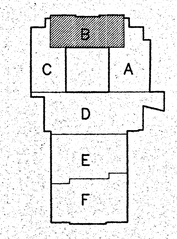

KEY PLAN

SCALE: NONE

NORTH

LOUIS PERRY & ASSOCIATES, INC.
165 SMOKERISE DRIVE
WADSWORTH, OH 44281
PHONE (330) 334-1585
FAX (330) 334-1658

McDONALD, CASSELL & BASSETT, INC.
600 WEST SPRING STREET
COLUMBUS, OH 43215
PHONE (614) 628-0630
FAX (614) 628-0633

ENGINEERS • ARCHITECTS • PLANNERS

DESIGN BY:	DATE:
DD	
CHKD BY:	DATE:
FILENAME:	PLOT DATE:
04PLANB	2/5/99
SCALE:	PLOT SCALE:
AS NOTED	1:1

NO.	DATE	BY	APPR.	REVISION
1	4/22/99			IFC BULLETIN #1 ISSUED TO RUHLIN
	2/8/99			ISSUED TO RUHLIN FOR BID

WADSWORTH CITY SCHOOLS
7/8 BUILDING
AREA B FIRST FLOOR PLAN

ATTACHED X-REFERENCES
XPLAN-B1

4 DWG. NO. 1 REV.

HOLABIRD & ROOT
CREATE PRESERVE TRANSFORM
WADSWORTH MIDDLE SCHOOL
2024 WINDOW RESTORATION
H&R PR. NO. 16070
ISSUE FOR BID
04/05/2024

R:\CAD\WCBS\16020\04planb.dwg Wed Apr 28 10:46:24 1999 EJF

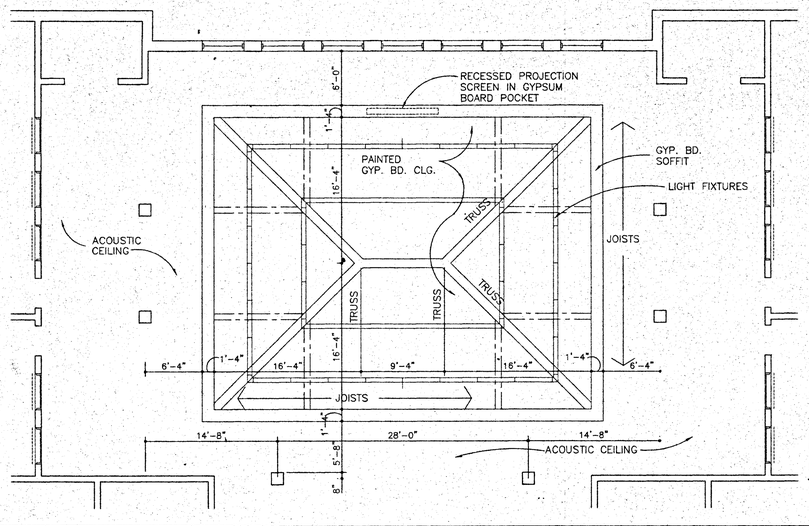

PARTIAL REFLECTED CEILING PLAN

SCALE: 1/8"=1'-0"

ROOM FINISH SCHEDULE

NO.	ROOM NAME	FLOOR: SEALED CONCRETE	VINYL TILE	CARPET	CERAMIC TILE	QUARRY TILE	WOOD	RESILIENT ATHLETIC	TERRAZZO (ALTERNATE)	RUBBER TRDS/RISERS/LANDG	BASE: VINYL	CERAMIC	QUARRY TILE	WALL: PAINTED CONC. BLOCK	PAINTED GYP. BOARD	BRICK	CERAMIC TILE	CEILING: PAINTED STRUCTURE	PAINTED GYP. BOARD	ACOUSTIC CEILING 2x4	ACOUSTIC CEILING 2x2	ACOUSTIC PANELS	REMARKS: ○ SCHEDULED FINISH
201A	PASSAGE	○			⊗				⊗	○			○		●						●		✳ SEE ALT. # 8A & 10A N.I.C.
207	STAIR	○			⊗				⊗	○			○		●						●		✳ SEE ALT. # 8A & 10A N.I.C.
208	FAC. RESOURCE	○								○			○		●						●		
209	COMPUTER		⊗							○			○		●						●		✳ STATIC RESISTANT
210	MECH STORAGE	○								○			○		●				●				
211	TUTOR	○								○			○		●						●		
212	TUTOR	○								○			○		●						●		
213	IDF ROOM	○													●				●		●		
220	CORRIDOR	○			⊗				⊗	○			○		●						●		✳ SEE ALT. # 8A & 10A N.I.C.
221	JAN.	○													●				●				
222	FAC. R.R.				⊗							○					●				●		
223	GIRLS R.R.				⊗							○					●				●		
224	BOYS R.R.				⊗							○					●				●		
225	SMALL GROUP	○								○			○		●						●		
226	MEDIA CENTER																			●	●		

ACCEPTED 1 — ALTERNATES 9&9A ACCEPTED ALTERNATES 8,8A,10,&10A N.I.C. 1

ROOM FINISH SCHEDULE

NO.	ROOM NAME	FLOOR: SEALED CONCRETE	VINYL TILE	CARPET	CERAMIC TILE	QUARRY TILE	WOOD	RESILIENT ATHLETIC	TERRAZZO (ALTERNATE)	RUBBER TRDS/RISERS/LANDG	BASE: VINYL	CERAMIC	QUARRY TILE	WALL: PAINTED CONC. BLOCK	BRICK	CERAMIC TILE	CEILING: PAINTED STRUCTURE	PAINTED GYP. BOARD	ACOUSTIC CEILING 2x4	ACOUSTIC CEILING 2x2	ACOUSTIC PANELS	REMARKS: ○ SCHEDULED FINISH
226A	SMALL GROUP		○										○							●		
226B	MECH.	○											○							●		
226C	MECH.	○											○							●		
226D	WORKROOM		○										○							●		
227	SMALL GROUP		○										○							●		
228	BOYS RESTROOM				○							○				○				●		
229	GIRLS RESTROOM				○							○				○				●		
230	FAC. R.R.				○							○				○				●		
231	JAN.	○															●					ACCEPTED 1
240A	PASSAGE		○			⊗			⊗	○			○							●		✳ SEE ALT. # 8A & 10A N.I.C.
241	ELEC.	○															●					
241A	IDF ROOM	○															●					
242	TUTOR		○										○							●		
243	AV STORAGE		○										○							●		
244	COMPUTER LAB		○										○							●		✳ STATIC RESISTANT
245	FACULTY RESOURCE		○										○							●		ACCEPTED 1
246	STAIR		○			⊗			⊗	○			○							●		✳ SEE ALT. # 8A & 10A N.I.C.

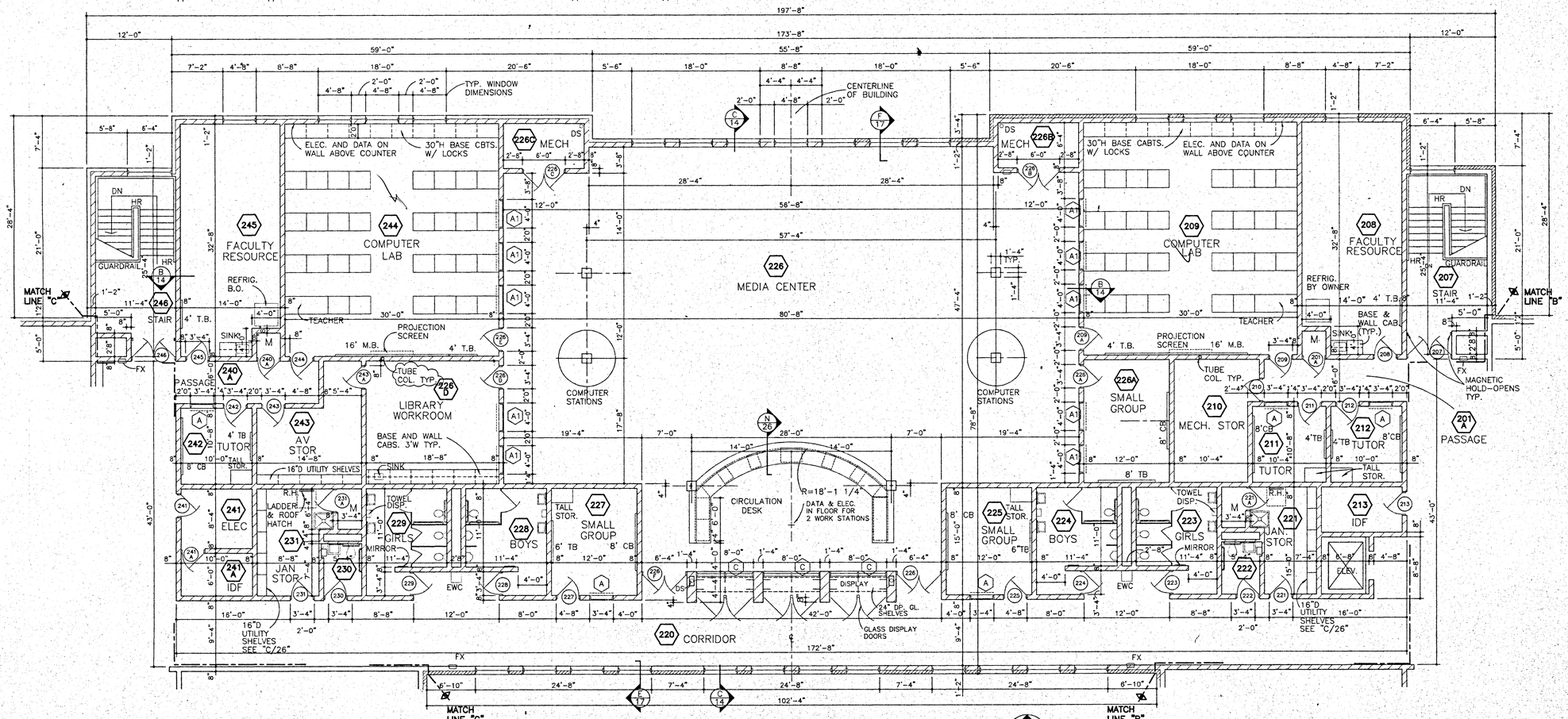

AREA B SECOND FLOOR PLAN

SCALE: 1/8"=1'-0"

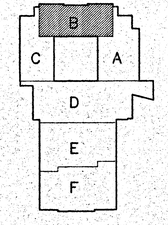

KEY PLAN
SCALE: NONE

NORTH

LOUIS PERRY & ASSOCIATES, INC.
165 SMOKERISE DRIVE
WADSWORTH, OH 44281
PHONE (330) 334-1585
FAX (330) 334-1658

McDONALD, CASSELL & BASSETT, INC.
600 WEST SPRING STREET
COLUMBUS, OH 43215
PHONE (614) 628-0630
FAX (614) 628-0633

ENGINEERS • ARCHITECTS • PLANNERS

DESIGN BY:	DATE:
DD	
CHKD BY:	DATE:
FILENAME:	PLOT DATE:
05PLANB2	2/5/99
SCALE:	PLOT SCALE:
AS NOTED	1:1

NO.	DATE	BY	APPR.	REVISION
1	4/22/99			IFC BULLETIN #1 ISSUED TO RUHLIN
	2/8/99			ISSUED TO RUHLIN FOR BID

WADSWORTH CITY SCHOOLS
7/8 BUILDING
AREA B SECOND FLOOR PLAN

ATTACHED X-REFERENCES
XPLAN-B2

5 DWG. NO. 1 REV.

HOLABIRD & ROOT
CREATE PRESERVE TRANSFORM
WADSWORTH MIDDLE SCHOOL
2024 WINDOW RESTORATION
H&R PR. NO. 16070
ISSUE FOR BID
04/05/2024

R:\CAD\MCB\1802\05planb2.dwg Wed Apr 28 10:54:47 1999 EJF

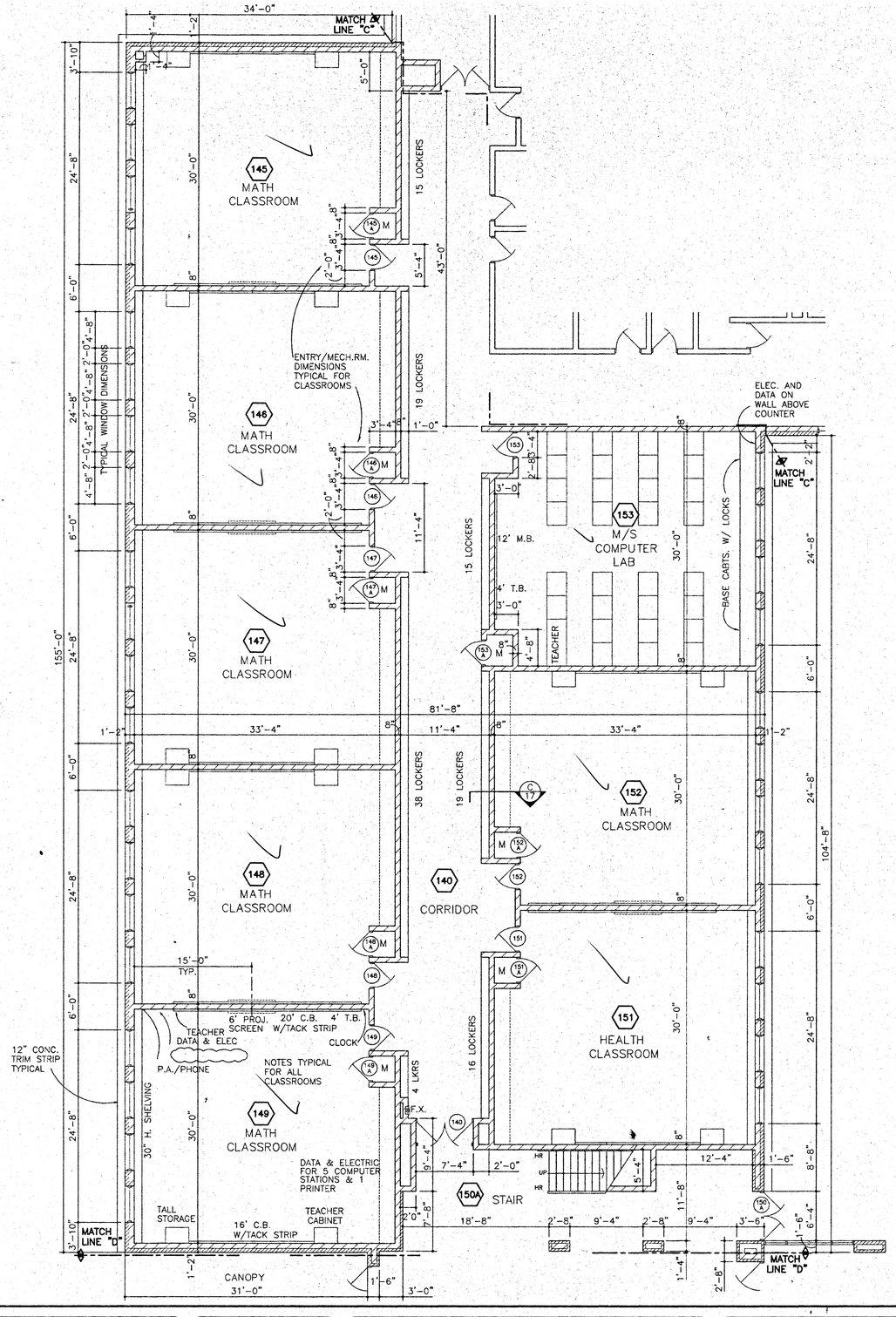

AREA C FIRST FLOOR PLAN

SCALE: 1/8"=1'-0"

NORTH

FINISH SCHEDULE

NO.	ROOM NAME	FLOOR: SEALED CONCRETE	FLOOR: VINYL TILE	FLOOR: CARPET	FLOOR: CERAMIC TILE	FLOOR: QUARRY TILE	FLOOR: WOOD	FLOOR: RESILIENT ATHLETIC	FLOOR: TERRAZZO (ALTERNATE)	FLOOR: RUBBER TRDS/RISERS/FLOOR	BASE: VINYL	BASE: CERAMIC	BASE: QUARRY TILE	WALL: PAINTED CONC. BLOCK	WALL: BRICK	WALL: CERAMIC TILE	CEILING: PAINTED STRUCTURE	CEILING: PAINTED GYP. BOARD	CEILING: ACOUSTIC CEILING 2x4	CEILING: ACOUSTIC CEILING 2x2	CEILING: ACOUSTIC PANELS	REMARKS
																						○ SCHEDULED FINISH
140	CORRIDOR		○		⊛				⊛		○			○						○		✳ SEE ALT. # 8A,8A,10A (ACCEPTED) (N.I.C.) 1
145	MATH CLASSROOM		○								○			○					○			
146	MATH CLASSROOM		○								○			○					○			
147	MATH CLASSROOM		○								○			○					○			
148	MATH CLASSROOM		○								○			○					○			
149	MATH CLASSROOM		○								○			○					○			
150A	STAIR		○		⊛	○			⊛	○				○	○					○		✳ SEE ALT. # 8A,10 (ACCEPTED) (N.I.C.) 1
151	HEALTH CLASSROOM		○								○			○					○			
152	MATH CLASSROOM		○								○			○					○			
153	M/S COMPUTER LAB		⊛								○			○					○			✳ STATIC RESISTANT

ALTERNATE 9&9A ACCEPTED
ALTERNATE 8, 8A,10, &10A 1

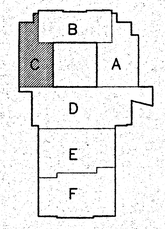

KEY PLAN
SCALE: NONE

NORTH

LOUIS PERRY & ASSOCIATES, INC.
165 SMOKERISE DRIVE
WADSWORTH, OH 44281
PHONE (330) 334-1585
FAX (330) 334-1658

McDONALD, CASSELL & BASSETT, INC.
600 WEST SPRING STREET
COLUMBUS, OH 43215
PHONE (614) 628-0630
FAX (614) 628-0633

ENGINEERS • ARCHITECTS • PLANNERS

DESIGN BY:	DATE:
DD	
CHKD BY:	DATE:
FILENAME:	PLOT DATE:
06PLANC	2/4/99
SCALE:	PLOT SCALE:
AS NOTED	1:1

NO.	DATE	BY	APPR.	REVISION
1	4/22/99			IFC BULLETIN #1 ISSUED TO RUHLIN
	2/8/99			ISSUED TO RUHLIN FOR BID

WADSWORTH CITY SCHOOLS
7/8 BUILDING
AREA C FIRST FLOOR PLAN

ATTACHED X-REFERENCES
XPLAN-C1

6 DWG. NO. 1 REV.

HOLABIRD & ROOT
CREATE PRESERVE TRANSFORM
WADSWORTH MIDDLE SCHOOL
2024 WINDOW RESTORATION
H&R PR. NO. 16070
ISSUE FOR BID
04/05/2024

R:\CAD\MCB\1802\06planc.dwg Wed Apr 28 10:56:19 1999 EJF

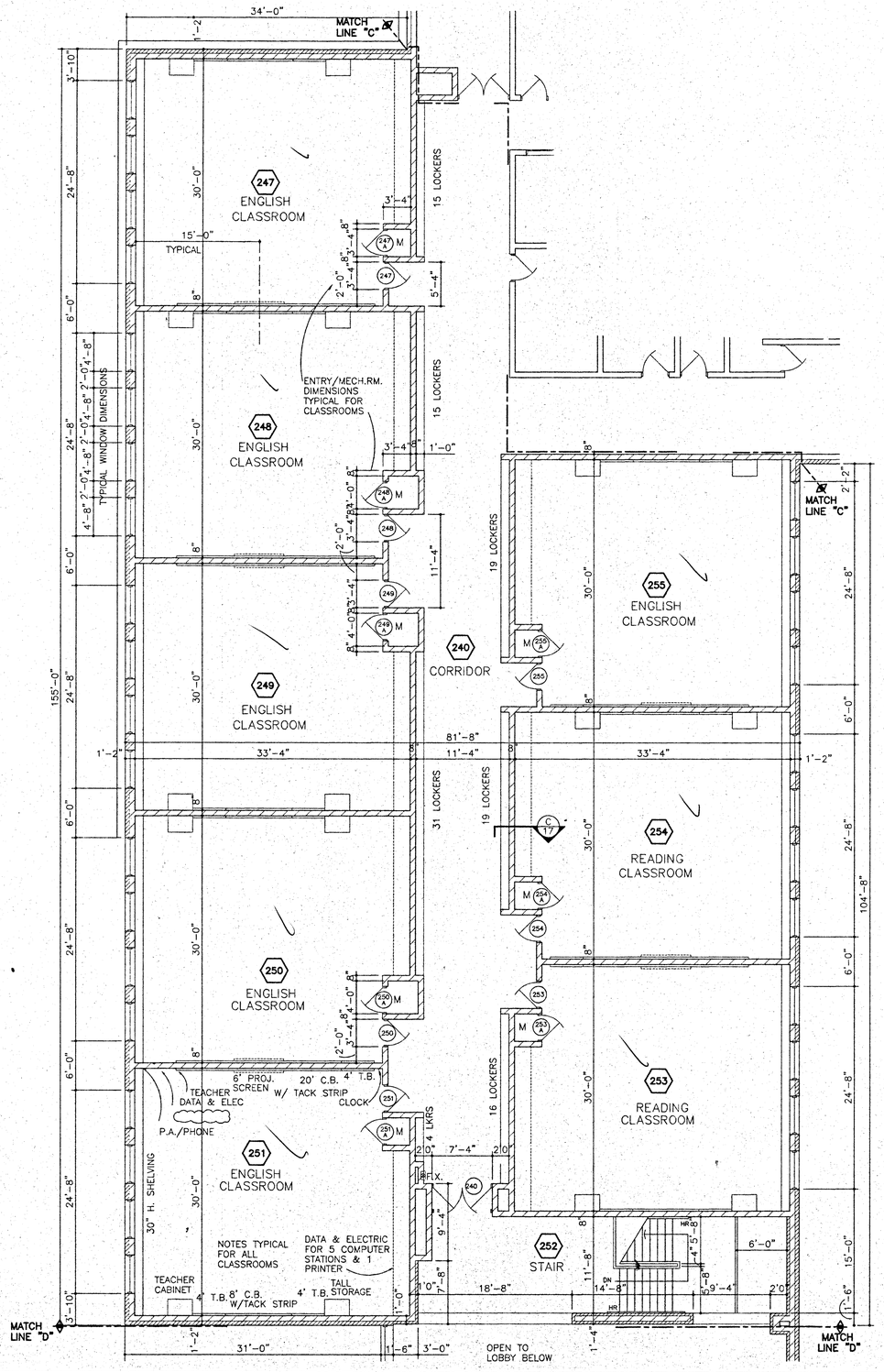

AREA C SECOND FLOOR PLAN

SCALE: 1/8"=1'-0"

NORTH

FINISH SCHEDULE

NO.	ROOM NAME	FLOOR: SEALED CONCRETE	FLOOR: VINYL TILE	FLOOR: CARPET	FLOOR: CERAMIC TILE	FLOOR: QUARRY TILE	FLOOR: WOOD	FLOOR: RESILIENT ATHLETIC	FLOOR: TERRAZZO (ALTERNATE)	FLOOR: RUBBER TRDS/RISERS/FLOOR	BASE: VINYL	BASE: CERAMIC	BASE: QUARRY TILE	WALL: PAINTED CONC. BLOCK	WALL: BRICK	WALL: CERAMIC TILE	CEILING: PAINTED STRUCTURE	CEILING: PAINTED GYP. BOARD	CEILING: ACOUSTIC CEILING 2x4	CEILING: ACOUSTIC CEILING 2x2	CEILING: ACOUSTIC PANELS	REMARKS
240	CORRIDOR		○		⊛				⊛		○			○						○		✱ SEE ALT. # 8A, 8A, 10A (ACCEPTED) N.I.C. 1
247	ENGLISH		○								○			○					○			
248	ENGLISH		○								○			○					○			
249	ENGLISH		○								○			○					○			
250	ENGLISH		○								○			○					○			
251	ENGLISH		○								○			○					○			
252	STAIR		○		⊛				⊛	○	○			○	○					○		✱ SEE ALT. # 8A, 8A, 10A (ACCEPTED) N.I.C. 1
253	READING		○								○			○					○			
254	READING		○								○			○					○			
255	ENGLISH		○								○			○					○			

○ SCHEDULED FINISH

ALTERNATE 9&9A ACDEPTED
ALTERNATE 8, 8A, 10, &10A N.I.C.

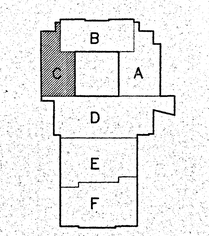

KEY PLAN

SCALE: NONE

NORTH

LOUIS PERRY & ASSOCIATES, INC.
165 SMOKERISE DRIVE
WADSWORTH, OH 44281
PHONE (330) 334-1585
FAX (330) 334-1658

McDONALD, CASSELL & BASSETT, INC.
600 WEST SPRING STREET
COLUMBUS, OH 43215
PHONE (614) 628-0630
FAX (614) 628-0633

ENGINEERS • ARCHITECTS • PLANNERS

DESIGN BY:	DATE:
DD	
CHKD BY:	DATE:
FILENAME:	PLOT DATE:
07PLANC2	2/4/99
SCALE:	PLOT SCALE:
AS NOTED	1:1

NO.	DATE	BY	APPR.	REVISION
1	4/22/99			IFC BULLETIN #1 ISSUED TO RUHLIN
	2/8/99			ISSUED TO RUHLIN FOR BID

WADSWORTH CITY SCHOOLS
7/8 BUILDING
AREA C SECOND FLOOR PLAN

ATTACHED X-REFERENCES
XPLAN-C2

7 DWG. NO. 1 REV.

HOLABIRD & ROOT
CREATE PRESERVE TRANSFORM
WADSWORTH MIDDLE SCHOOL
2024 WINDOW RESTORATION
H&R PR. NO. 16070
ISSUE FOR BID
04/05/2024

R:\CAD\MCB\1802\07planc2.dwg Wed Apr 28 10:58:27 1999 EJF

FINISH SCHEDULE

NO.	ROOM NAME	FLOOR: SEALED CONCRETE	VINYL TILE	CARPET	CERAMIC TILE	QUARRY TILE	WOOD	RESILIENT ATHLETIC	TERRAZZO (ALTERNATE)	RUBBER TREADS & RISERS	BASE: VINYL	CERAMIC	QUARRY TILE	BRICK	PAINTED CONC. BLOCK	BRICK	ACOUSTIC PANEL	CERAMIC TILE	PAINTED STRUCTURE	PAINTED GYP. BOARD	ACOUSTIC CEILING 2x4	ACOUSTIC CEILING 2x2	ACOUSTIC PANELS	REMARKS: ○ SCHEDULED FINISH
101	ENTRY								○															
102	LOBBY								○															* SEE ALTS #X9,X
150	LOBBY								○															* SEE ALTS #X9,X
155	CORRIDOR								○															* SEE ALTS #X9,X
156	PRAC. RM.																							
157	VOCAL MUSIC\CHIOR																							
158	MUSIC OFFICE																							
159	INSTR. MUSIC\BAND																							
157A, 159A	STORAGE																							
159B	PRAC. RM.																							
159C	PRAC. RM.																							
159D	INST REPAIR/ LIBRARY																							

FINISH SCHEDULE

NO.	ROOM NAME	FLOOR: SEALED CONCRETE	VINYL TILE	CARPET	CERAMIC TILE	QUARRY TILE	WOOD	RESILIENT ATHLETIC	TERRAZZO (ALTERNATE)	RUBBER TREADS & RISERS	BASE: VINYL	CERAMIC	QUARRY TILE	WOOD	PAINTED CONC. BLOCK	BRICK	CERAMIC TILE	PAINTED STRUCTURE	PAINTED GYP. BOARD	ACOUSTIC CEILING 2x4	ACOUSTIC CEILING 2x2	ACOUSTIC PANELS	REMARKS: ○ SCHEDULED FINISH
159E	OFFICE																						
160	CORRIDOR																						① CORRIDORS ONLY
170	CAFETERIA																						* CLG @ 10'-0"
170A	PLATFORM																						* SEE ALTS #X9,X
170B	STORAGE																						* RAMP ONLY
170C	STORAGE																						
171	SERVING RM.																						
171A	CONCESSION																						
171B	DISHWASHER																						* MYLAR FINISH
172	KITCHEN																						* MYLAR FINISH
172A	PASSAGE																						* MYLAR FINISH
172B	STORAGE																						* MYLAR FINISH

FINISH SCHEDULE

NO.	ROOM NAME	FLOOR: SEALED CONCRETE	VINYL TILE	CARPET	CERAMIC TILE	QUARRY TILE	WOOD	RESILIENT ATHLETIC	TERRAZZO (ALTERNATE)	RUBBER TREADS & RISERS	BASE: VINYL	CERAMIC	QUARRY TILE	BRICK	PAINTED CONC. BLOCK	BRICK	CERAMIC TILE	PAINTED STRUCTURE	PAINTED GYP. BOARD	ACOUSTIC CEILING 2x4	ACOUSTIC CEILING 2x2	ACOUSTIC PANELS	REMARKS: ○ SCHEDULED FINISH
172D	REFRIG./FREEZER																						
172E	ALCOVE																						
172F	RESTROOM																						* MYLAR FINISH
172G	JAN.																						* MYLAR FINISH
173	FACULTY DINING																						* MYLAR FINISH
174	KITCHEN STORAGE																						
175	ELEC.																						
176	MECHANICAL																						
177	BLDG. STORAGE																						
178	CORRIDR																						* CLG @ 10'-0"

ALTERNATE 9&9A ACCEPTED
ALTERNATE 8, 8A, 10, &10A N.I.C. ①

AREA D FIRST FLOOR PLAN
SCALE: 1/8"=1'-0"

KEY PLAN
SCALE: NONE

LOUIS PERRY & ASSOCIATES, INC.
165 SMOKERISE DRIVE
WADSWORTH, OH 44281
PHONE (330) 334-1585
FAX (330) 334-1658
ENGINEERS • ARCHITECTS • PLANNERS

McDONALD, CASSELL & BASSETT, INC.
600 WEST SPRING STREET
COLUMBUS, OH 43215
PHONE (614) 628-0630
FAX (614) 628-0633

DESIGN BY:	DATE:
DD	
CHKD BY:	DATE:
FILENAME:	PLOT DATE:
08PLAND	2/5/99
SCALE:	PLOT SCALE:
AS NOTED	1:1

NO.	DATE	BY	APPR.	REVISION
1	4/22/99			IFC BULLETIN #1 ISSUED TO RUHLIN
	2/8/99			ISSUED TO RUHLIN FOR BID

WADSWORTH CITY SCHOOLS
7/8 BUILDING
AREA D FIRST FLOOR PLAN

ATTACHED X-REFERENCES
XPLAN-D

8 DWG. NO. 1 REV.

HOLABIRD & ROOT
CREATE PRESERVE TRANSFORM
WADSWORTH MIDDLE SCHOOL
2024 WINDOW RESTORATION
H&R PR. NO. 16070
ISSUE FOR BID
04/05/2024

R:\CAD\MCB\1802\08plan1.dwg Wed Apr 28 10:59:19 1999 EJF

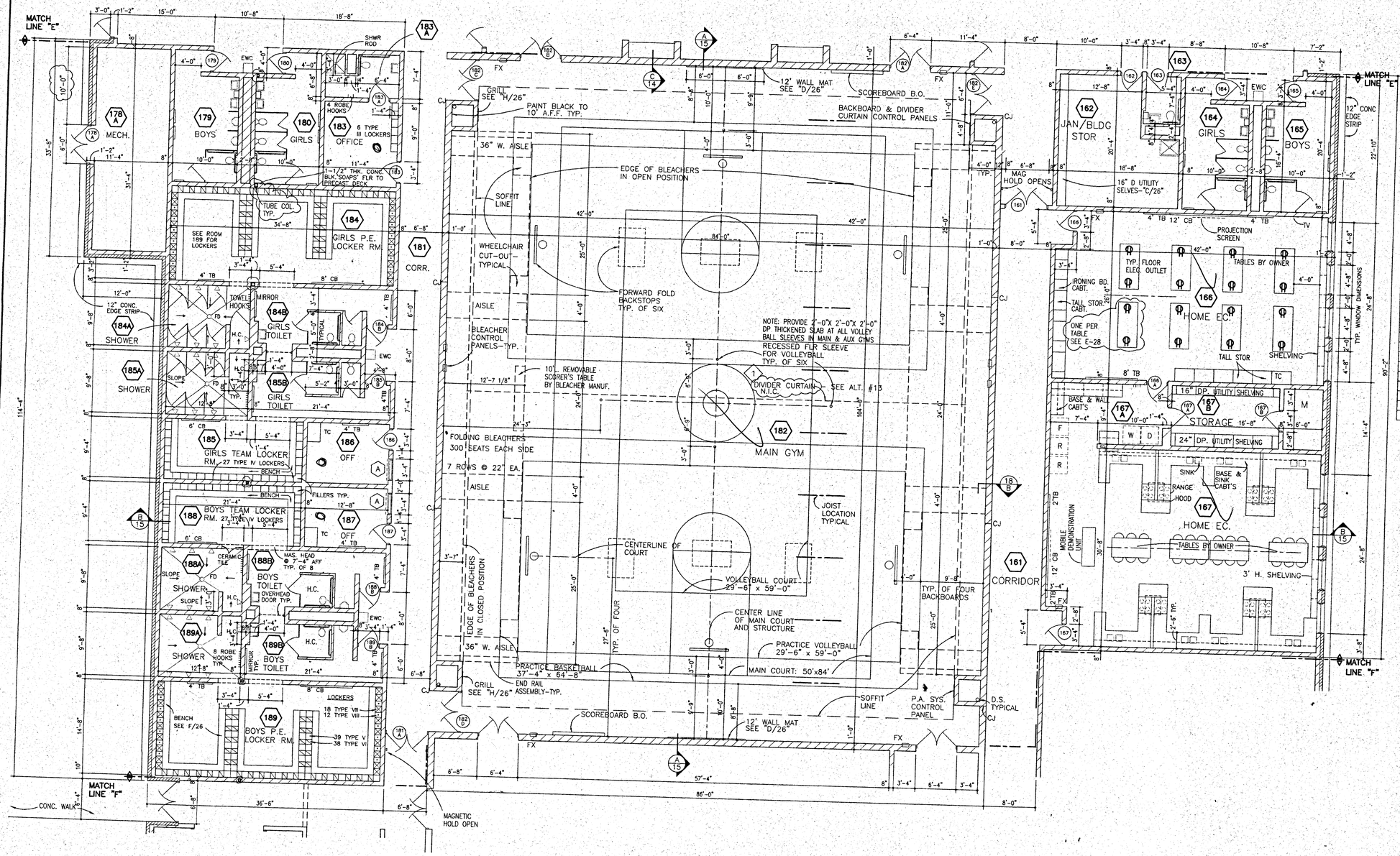

AREA E FIRST FLOOR PLAN

SCALE: 1/8"=1'-0"

NORTH

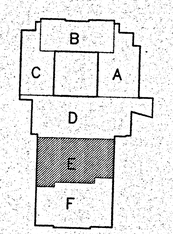

KEY PLAN

SCALE: NONE

NORTH

ROOM FINISH SCHEDULE

NO.	ROOM NAME	FLOOR								BASE		WALL		CEILING				REMARKS
		SEALED CONCRETE	VINYL TILE	CARPET	CERAMIC TILE	QUARRY TILE	WOOD	TERRAZZO (ALTERNATE)	RUBBER TREADS & RISERS	VINYL	CERAMIC	QUARRY TILE	PAINTED CONC. BLOCK	BRICK	CERAMIC TILE	PAINTED STRUCTURE	PAINTED PLASTER	ACOUSTIC CEILING 2x4	ACOUSTIC CEILING 2x2	ACOUSTIC PANELS	○ SCHEDULED FINISH
161	CORRIDOR	○							○				○					○	○	○	
162	JAN./BLDG. STOR.	○											○								
163	FACULTY REST ROOM			○														○	○	○	
164	GIRLS REST ROOM				○										○			○	○	○	
165	BOYS REST ROOM				○										○			○	○	○	
166	HOME ECONOMICS	○																○	○	○	
167	HOME ECONOMICS	○																○	○	○	
167A	PREP	○																○	○	○	
167B	STORAGE	○																○	○	○	
178A	MECHANICAL	○																			
179	BOYS REST ROOM				○										○			○	○	○	
180	GIRLS REST ROOM				○										○			○	○	○	
181	CORRIDOR	○							○				○					○	○	○	
182	MAIN GYMNASIUM	○																	○		
183	OFFICE			○														○	○	○	
183A	FACULTY REST ROOM			○														○	○	○	
184	GIRLS P.E. LKR. ROOM	○															✱	○	✱		✱ IN SHOWER
184A	SHOWER	○															✱				✱ HEAVY DUTY
184B	GIRLS TOILET/ENTRY	○																○	○	○	
185	GIRLS TEAM LKR. ROOM	○															✱	○	✱		✱ HEAVY DUTY
																					✱ HEAVY DUTY @ 8'8"
185A	SHOWER	○															✱				
185B	GIRLS TOILET/ENTRY	○																○	○	○	
186	OFFICE	○																○	○	○	✱ HEAVY DUTY
187	OFFICE	○																○	○	○	
188	BOYS TEAM LKR. ROOM	○															✱	○	✱		
																					✱ HEAVY DUTY @ 8'8"
188A	SHOWER	○															✱				
188B	BOYS TOILET/ENTRY	○																○	○	○	
189	BOYS P.E. LKR. ROOM	○															✱	○	✱		✱ HEAVY DUTY
189A	SHOWER	○															✱				✱ HEAVY DUTY
189B	BOYS TOILET/ENTRY	○																○	○	○	
																					✱ HEAVY DUTY

LOUIS PERRY & ASSOCIATES, INC.
165 SMOKERISE DRIVE
WADSWORTH, OH 44281
PHONE (330) 334-1585
FAX (330) 334-1658
ENGINEERS • ARCHITECTS • PLANNERS

McDONALD, CASSELL & BASSETT, INC.
600 WEST SPRING STREET
COLUMBUS, OH 43215
PHONE (614) 628-0630
FAX (614) 628-0633

DESIGN BY:	DATE:
DD	
CHKD BY:	DATE:
FILENAME:	PLOT DATE:
09PLANE	2/5/99
SCALE:	PLOT SCALE:
AS NOTED	1:1

NO.	DATE	BY	APPR.	REVISION
1	4/22/99			IFC BULLETIN #1 ISSUED TO RUHLIN
	2/8/99			ISSUED TO RUHLIN FOR BID

WADSWORTH CITY SCHOOLS
7/8 BUILDING
AREA E FIRST FLOOR PLAN

ATTACHED X-REFERENCES

XPLAN-E

9 DWG. NO. 1 REV.

HOLABIRD & ROOT
CREATE PRESERVE TRANSFORM
WADSWORTH MIDDLE SCHOOL
2024 WINDOW RESTORATION
H&R PR. NO. 16070
ISSUE FOR BID
04/05/2024

P:\CAD\WCA12002\09plane.dwg Wed Apr 28 11:02:38 1999 EJF

ROOM FINISH SCHEDULE

NO.	ROOM NAME	FLOOR: SEATED CONCRETE	VINYL TILE	CARPET	CERAMIC TILE	QUARRY TILE	WOOD	TERRAZZO (ALTERNATE)	BASE: VINYL	HEAVY DUTY VINYL	CERAMIC	PAINTED CONC. BLOCK	BRICK	CERAMIC TILE	WALL: PAINTED STRUCTURE	PAINTED GYP. BOARD	CEILING: ACOUSTIC CEILING 2x2	ACOUSTIC CEILING 2x4	ACOUSTIC PANELS	REMARKS
168	ART CLASSROOM		○					○				○						○		
168A	ART STORAGE		○					○				○						○		
169	INDUSTRIAL ART		○					○				○								
169A	OFFICE		○					○				○								
169B	MANUF. LAB		○					○				○								
190,161,161A	CORRIDOR		○					○				○								
191	AUXILIARY GYM						○				○									
191A	STORAGE		○					○				○								
191B	WEIGHT ROOM		○					○				○								
191C	STORAGE		○					○				○								
191D,191E	STORAGE		○					○				○								
191F,191G,191H	MDF/MECH		○					○				○								
192	JANITOR		○					○				○								
193	GIRLS ROOM			○				○				○								
194	BOYS ROOM			○				○				○								
195	MULTI-PURPOSE ROOM	○						○				○								

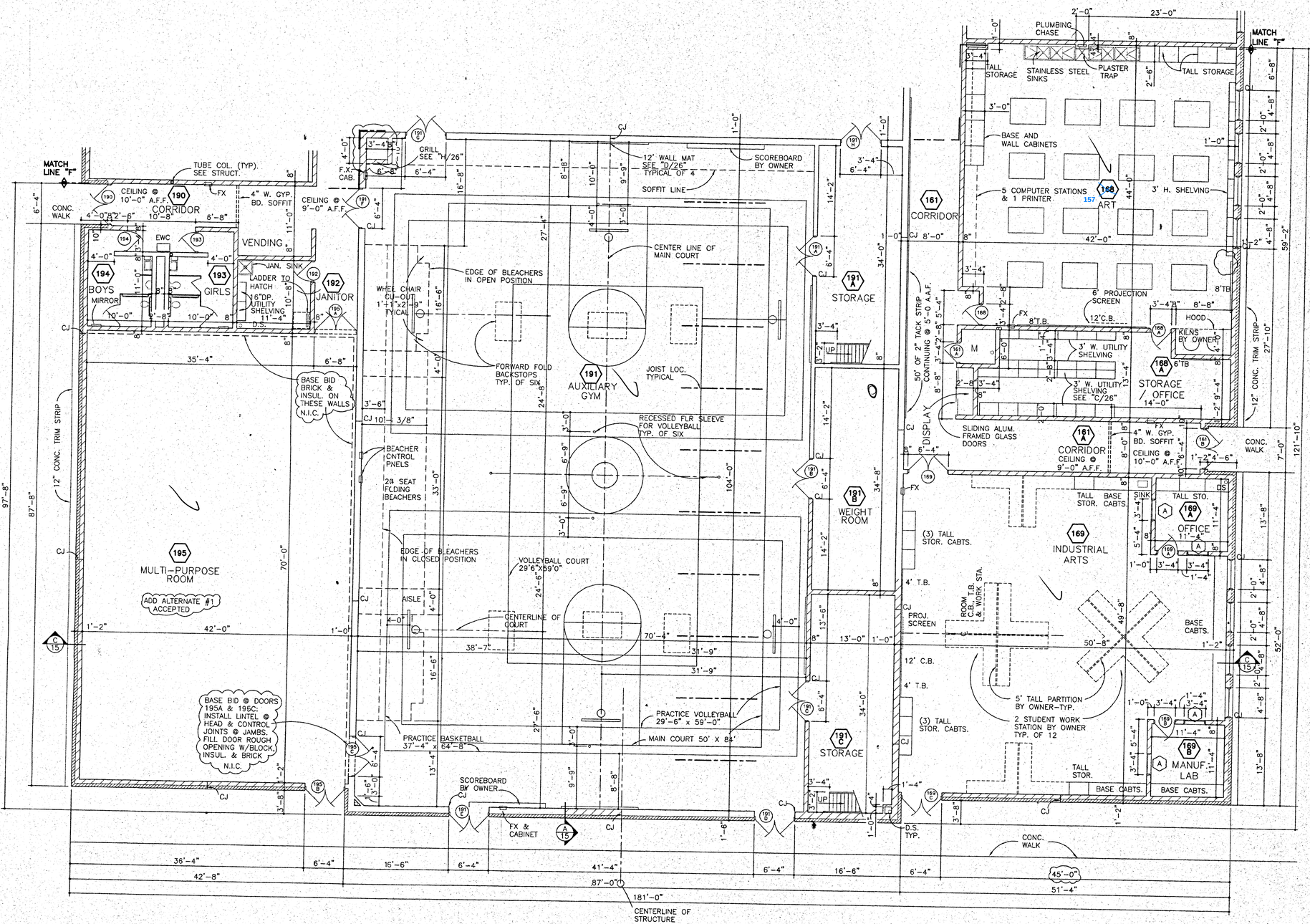

AREA F FIRST FLOOR PLAN

SCALE: 1/8"=1'-0"

NORTH

AREA F PARTIAL SECOND FLOOR PLAN

SCALE: 1/8"=1'-0"

KEY PLAN

SCALE: NONE

NORTH

LOUIS PERRY & ASSOCIATES, INC.
165 SMOKERISE DRIVE
WADSWORTH, OH 44281
PHONE (330) 334-1585
FAX (330) 334-1658
ENGINEERS • ARCHITECTS • PLANNERS

McDONALD, CASSELL & BASSETT, INC.
600 WEST SPRING STREET
COLUMBUS, OH 43215
PHONE (614) 628-0630
FAX (614) 628-0633

DESIGN BY:	DATE:
DD	
CHKD BY:	DATE:
FILENAME:	PLOT DATE:
10PLANF	2/5/99
SCALE:	PLOT SCALE:
AS NOTED	1:1

NO.	DATE	BY	APPR.	REVISION
1	4/22/99			IFC BULLETIN #1 ISSUED TO RUHLIN
	2/8/99			ISSUED TO RUHLIN FOR BID

WADSWORTH CITY SCHOOLS
7/8 BUILDING
AREA F FIRST FLOOR PLAN

ATTACHED X-REFERENCES	
XPLAN-F	

10 DWG. NO. 1 REV.

HOLABIRD & ROOT
CREATE PRESERVE TRANSFORM
WADSWORTH MIDDLE SCHOOL
2024 WINDOW RESTORATION
H&R PR. NO. 16070
ISSUE FOR BID
04/05/2024

R:\CAD\WCBL18021\10planf.dwg Wed Apr 28 11:05:00 1999 EJF

ROOM FINISH SCHEDULE

NO.	ROOM NAME	FLOOR: SEATED CONCRETE	FLOOR: VINYL TILE	FLOOR: CARPET	FLOOR: CERAMIC TILE	FLOOR: QUARRY TILE	FLOOR: WOOD	FLOOR: TERRAZZO (ALTERNATE)	BASE: VINYL	BASE: HEAVY DUTY VINYL	BASE: CERAMIC	WALL: PAINTED CONC. BLOCK	WALL: BRICK	WALL: CERAMIC TILE	CEILING: PAINTED STRUCTURE	CEILING: PAINTED GYP. BOARD	CEILING: ACOUSTIC CEILING 2x2	CEILING: ACOUSTIC CEILING 2x4	CEILING: ACOUSTIC PANELS	REMARKS
154	OUTDOOR STORAGE	○											○							
157M	MECHANICAL ROOM	○										○			○					
159M	MECHANICAL ROOM	○										○			○					
177A	SOUND/LIGHT BOOTH	○							○			○			○					
177C	IDF ROOM	○							○			○			○					
177D	MECHANICAL ROOM	○										○			○					
177E	MECHANICAL ROOM	○										○			○					
177M	MECHANICAL ROOM	○										○			○					

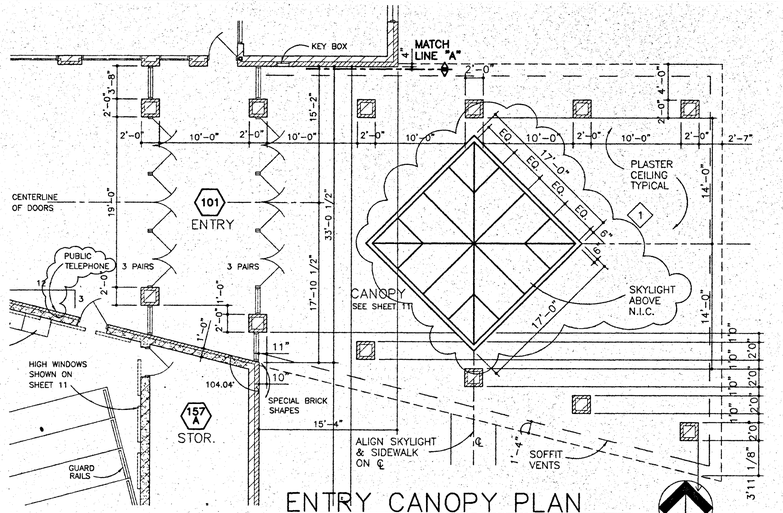

ENTRY CANOPY PLAN
SCALE: 1/8" = 1'-0"

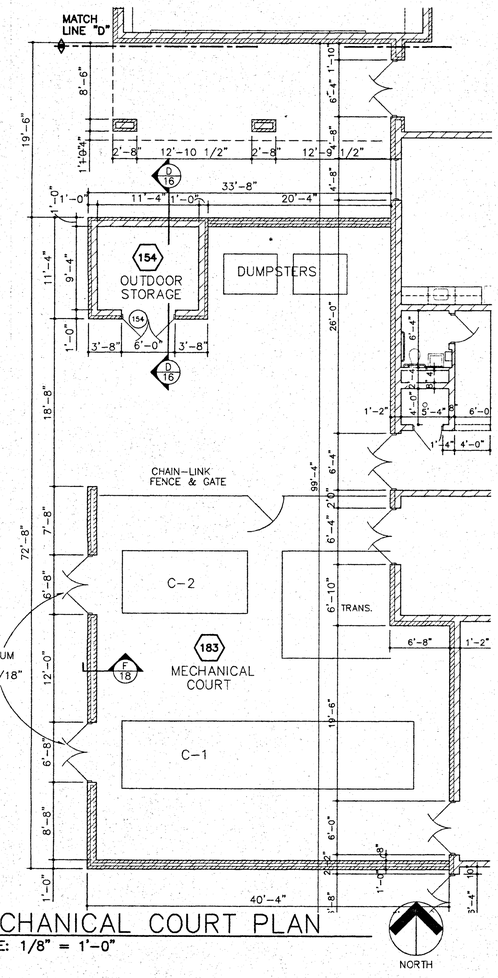

MECHANICAL COURT PLAN
SCALE: 1/8" = 1'-0"

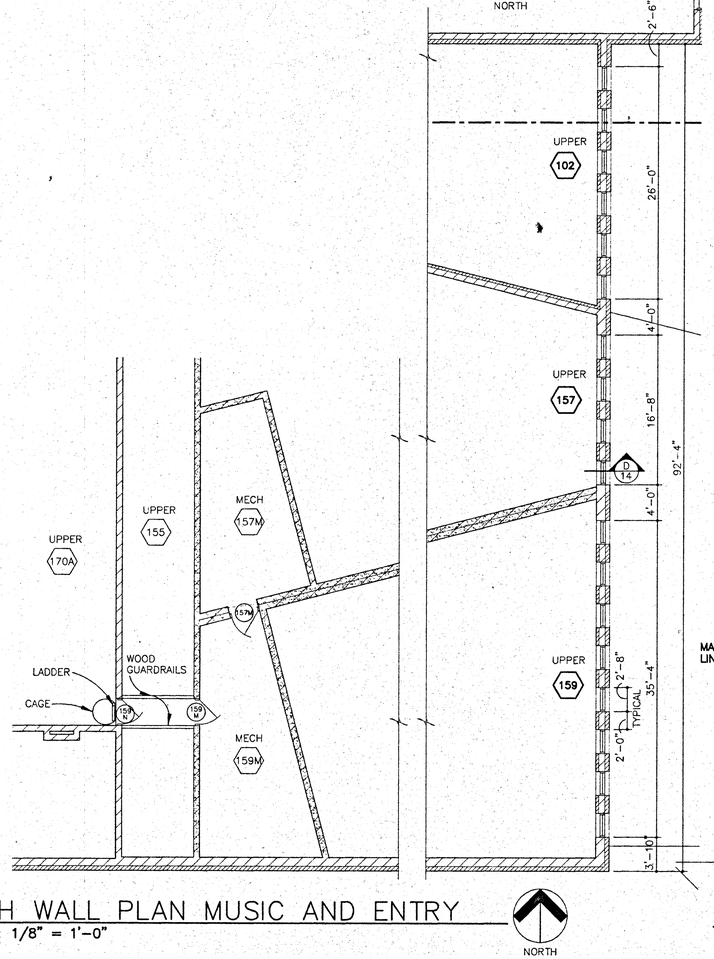

HIGH WALL PLAN MUSIC AND ENTRY
SCALE: 1/8" = 1'-0"

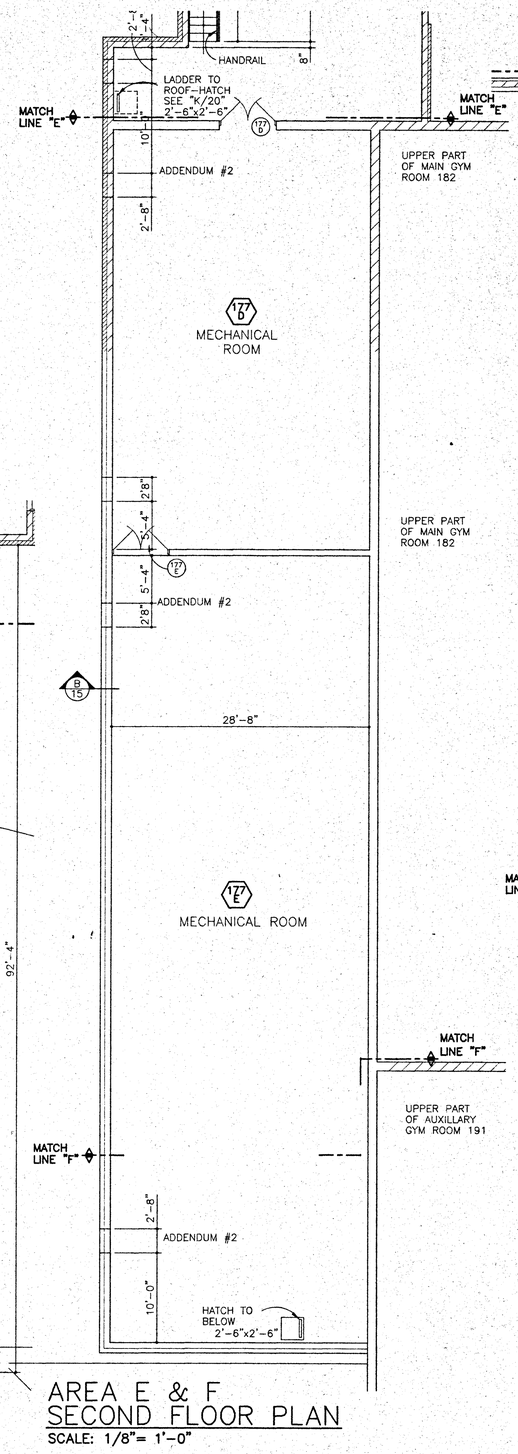

AREA E & F SECOND FLOOR PLAN
SCALE: 1/8"= 1'-0"

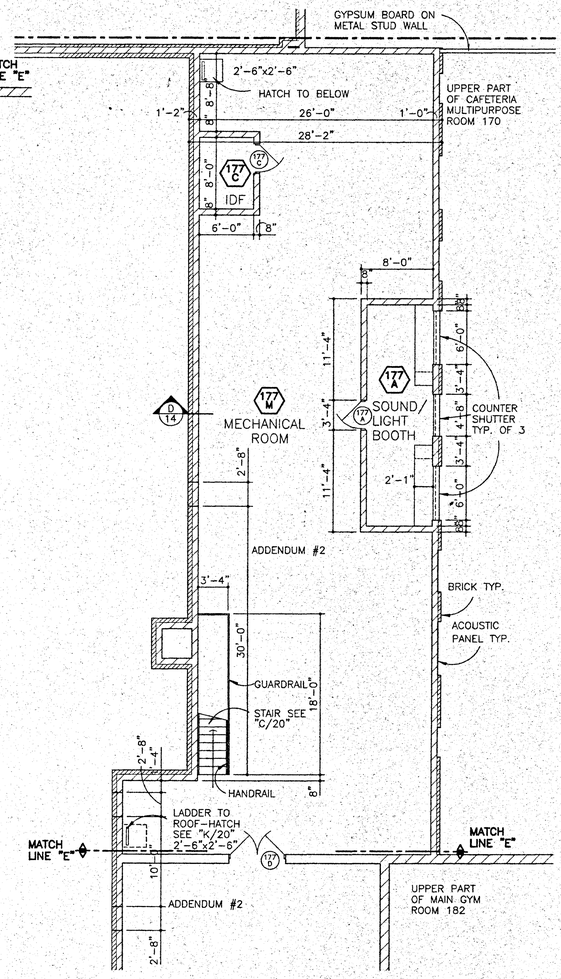

AREA D SECOND FLOOR PLAN
SCALE: 1/8"= 1'-0"

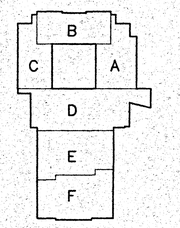

KEY PLAN
SCALE: NONE

LOUIS PERRY & ASSOCIATES, INC.
165 SMOKERISE DRIVE
WADSWORTH, OH 44281
PHONE (330) 334-1585
FAX (330) 334-1658

McDONALD, CASSELL & BASSETT, INC.
600 WEST SPRING STREET
COLUMBUS, OH 43215
PHONE (614) 628-0630
FAX (614) 628-0633

ENGINEERS • ARCHITECTS • PLANNERS

DESIGN BY:	DATE:
DD	
CHKD BY:	DATE:
FILENAME:	PLOT DATE:
11PLANS	2/5/99
SCALE:	PLOT SCALE:
AS NOTED	1:1

NO.	DATE	BY	APPR.	REVISION
1	4/22/99			IFC BULLETIN #1 ISSUED TO RUHLIN
	2/8/99			ISSUED TO RUHLIN FOR BID

WADSWORTH CITY SCHOOLS
7/8 BUILDING
CANOPY, MECHANICAL AREA AND HIGH WALL PLANS

ATTACHED X-REFERENCES: XPLAN-D | XPLAN-K

DWG. NO. 11 | REV. 1

HOLABIRD & ROOT
CREATE PRESERVE TRANSFORM
WADSWORTH MIDDLE SCHOOL
2024 WINDOW RESTORATION
H&R PR. NO. 16070
ISSUE FOR BID
04/05/2024

R:\CAD\WCBS\1802\11plans.dwg Wed Apr 28 11:11:10 1999 EJF

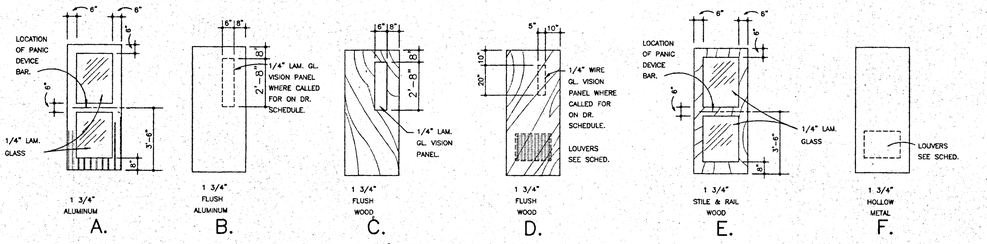

DOOR TYPES

SCALE: 1/4" = 1'-0"

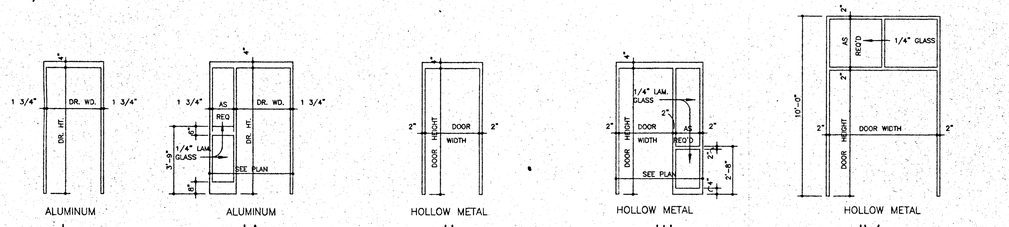

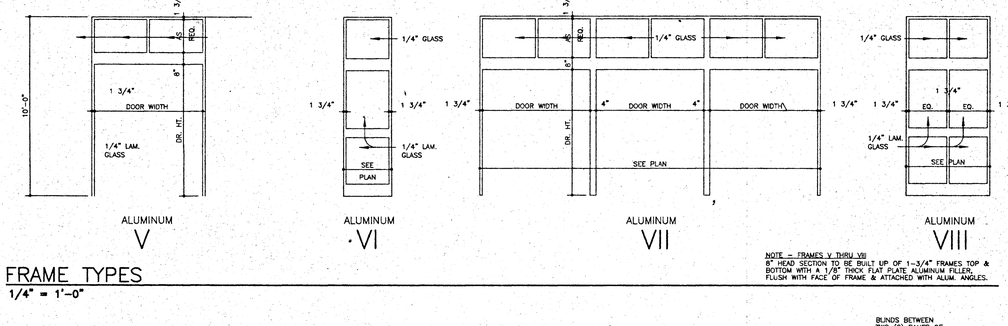

NOTE - FRAMES V THRU VIII
8" HEAD SECTION TO BE BUILT UP OF 1-3/4" FRAMES TOP & BOTTOM WITH A 1/8" THICK FLAT PLATE ALUMINUM FILLER, FLUSH WITH FACE OF FRAME & ATTACHED WITH ALUM. ANGLES.

FRAME TYPES

1/4" = 1'-0"

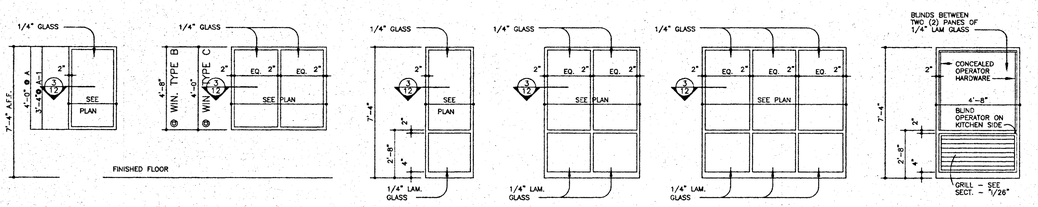

INTERIOR WINDOW TYPES

1/4" = 1'-0"

ALL FRAMES ARE HOLLOW METAL

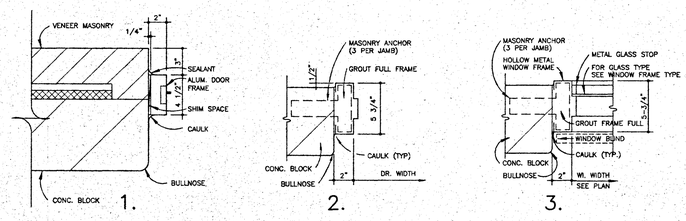

FRAME DETAILS

SCALE: 1-1/2" = 1'-0"

DOOR SCHEDULE

NO.	DOOR SIZE	DOOR TYPE	FRAME TYPE	FRAME DETAIL	LABEL	VISION PANEL	U. CUT or LOUVER	HRDWR SET	REMARKS
101	3'0"X7'0"	3PR A	VII	1				01	
101A	3'0"X7'0"	D	II	2	1-1/2HR	YES		18	
102	3'0"X7'0"	3PR A	VII	1				01	
102A	3'0"X7'0"	D	II	2	1-1/2HR	YES		18	
102B	3'0"X7'0"	PR A	V	1				01	
103A	3'0"X7'0"	D	II	2				10	
103B	3'0"X7'0"	D	II	2				10A	
103C	3'0"X7'0"	D	II	2				10	
103D	3'0"X7'0"	D	II	2				10A	
103E	3'0"X7'0"	D	II	2				16	
103F	3'0"X7'0"	D	II	2			8"x16"	11	
103G	3'0"X7'0"	D	II	2				15	
103H	3'0"X7'0"	D	II	2				09	
104	3'6"X7'0"	PR D	II	2	1-1/2HR			27	
104A	3'0"X7'0"	D	II	2				09	
105	3'0"X7'0"	D	II	2				16	
105A	3'0"X7'0"	D	II	2			8"x16"	11	
105B	3'0"X7'0"	C	II	2				10	
105C	3'0"X7'0"	C	II	2				10	
105D	3'0"X7'0"	D	II	2				09	
106	3'0"X7'0"	C	II	2				16	
106A	3'0"X7'0"	D	II	2				17A	
106B	3'0"X7'0"	D	II	2				15	
106C	3'0"X7'0"	D	II	2				10	
106D	3'0"X7'0"	D	II	2				10	
106E	3'0"X7'0"	D	II	2				09	
107	3'0"X7'0"	C	II	2				17	
107A	3'0"X7'0"	D	II	2				13	
107B	3'0"X7'0"	D	II	2				10A	
107C	3'0"X7'0"	D	II	2				09	
107D	3'0"X7'0"	D	II	2				09	
108	3'0"X7'0"	C	II	2				08	
108A	3'0"X7'0"	D	II	2			8"x16"	11	
109	3'0"X7'0"	C	II	2				08	
109A	3'0"X7'0"	D	II	2			8"x16"	11	
109B	3'0"X7'0"	D	II	2				09	
110	3'0"X7'0"	PR D	II	2	1 HR			27	
110A	3'0"X7'0"	PR A	I	1				02	
111	3'0"X7'0"	C	II	2				08	
111A	3'0"X7'0"	D	II	2				08	
111B	3'0"X7'0"	D	II	2				08	
111C	3'0"X7'0"	D	II	2				09A	
111D	3'0"X7'0"	D	II	2				09A	
112	3'0"X7'0"	D	II	2				08	
113	3'0"X7'0"	D	II	2			8"x16"	19	
114	3'0"X7'0"	C	II	2				08	
								09	
115	3'0"X7'0"	C	II	2				08	
115A	3'0"X7'0"	D	II	2				09	
116	3'0"X7'0"	C	II	2				08	
116A	3'0"X7'0"	D	II	2				09	
120A	3'0"X7'0"	A	IA	1				03	
120B	3'0"X7'0"	A	IA	1				03	
121	3'0"X7'0"	D	II	2				19	
121A	3'0"X7'0"	F	II	2				14	
122	3'0"X7'0"	D	II	2				11B	
123	3'0"X7'0"	D	II	2			8"x16"	19A	
124	3'0"X7'0"	D	II	2			8"x16"	19A	
125	3'0"X7'0"	C	II	2				08	
126	3'0"X7'0"	C	II	2				08	
126A	3'0"X7'0"	D	II	2				08	
126B	3'0"X7'0"	D	II	2				08	
126C	3'0"X7'0"	D	II	2				09A	
126D	3'0"X7'0"	D	II	2				09A	
127	3'0"X7'0"	D	II	2				08	
128	3'0"X7'0"	D	II	2				08	
128A	3'0"X7'0"	D	II	2				08	
129	3'0"X7'0"	D	II	2				08	
130	3'0"X7'0"	C	II	2				08	
131	3'0"X7'0"	C	II	2				08	
131A	3'0"X7'0"	D	II	2				08	
131B	3'0"X7'0"	D	II	2				08	
131C	3'0"X7'0"	D	II	2				09A	
131D	3'0"X7'0"	D	II	2				09A	
132	3'0"X7'0"	D	II	2			8"x16"	19A	
133	3'0"X7'0"	D	II	2			8"x16"	19A	
134	3'0"X7'0"	D	II	2				11B	
135	3'0"X7'0"	D	II	2				19	
135A	3'0"X7'0"	F	II	2				14	
140	3'6"X7'0"	PR D	II	2	1-1/2HR			27	
141	3'0"X7'0"	D	II	2				19	
142	3'0"X7'0"	D	II	2				08	
143	3'0"X7'0"	C	II	2				08	
144	3'0"X7'0"	PR D	II	2	1 HR			02	
144A	3'0"X7'0"	PR A	I	1					
145	3'0"X7'0"	C	II	2				08	
145A	3'0"X7'0"	D	II	2				09	
146	3'0"X7'0"	C	II	2				08	
146A	3'0"X7'0"	D	II	2				09	
147	3'0"X7'0"	C	II	2				08	
147A	3'0"X7'0"	D	II	2				09	
148	3'0"X7'0"	C	II	2				08	
148A	3'0"X7'0"	D	II	2				09	

DOOR SCHEDULE

NO.	DOOR SIZE	DOOR TYPE	FRAME TYPE	FRAME DETAIL	LABEL	VISION PANEL	U. CUT or LOUVER	HRDWR SET	REMARKS
149	3'0"X7'0"	C	II	2				08	
149A	3'0"X7'0"	D	II	2				09	
150	3'0"X7'0"	PR D	II	2				27	
150A	3'0"X7'0"	PR A	V	1				01	
150B	3'0"X7'0"	PR A	I	1				02	
151	3'0"X7'0"	C	II	2				08	
151A	3'0"X7'0"	D	II	2				09	
152	3'0"X7'0"	C	II	2				08	
152A	3'0"X7'0"	D	II	2				09	
153	3'0"X7'0"	C	II	2				08	
153A	3'0"X7'0"	D	II	2				09	
154	3'0"X8'0"	PR B	I	1				06	
155	3'2"X7'0"	D	II	2	1 HR			27	
155A	2'10"X7'0"	D	II	2				25A	
155B	3'2"X7'0"	D	II	2				27	
156	3'0"X7'0"	C	II	2				10A	
157	3'0"X7'0"	PR C	II	2				25A	
157A	3'0"X7'0"	D	II	2	1 HR			17	
157B	3'0"X7'0"	D	II	2				10	
157M	3'0"X7'0"	F	II	2				19	
158	3'0"X7'0"	D	II	2				10	W/SOUNDSEAL
159	3'0"X7'0"	PR C	II	2				25A	
159A	2'10"X7'0"	PR D	II	2				25	
159B	3'0"X7'0"	C	II	2				10A	
159C	3'0"X7'0"	C	II	2				10A	
159D	3'0"X7'0"	D	II	2				08	
159E	3'0"X7'0"	D	II	2				13	
159F	3'0"X7'0"	D	II	2				09	W/SOUNDSEAL
159M	3'0"X7'0"	F	II	2				19	
159N	3'0"X7'0"	F	II	2				19	
160	3'0"X7'0"	PR A	V	1				02	
160A	3'0"X7'0"	PR D	II	2				27	
160B	3'0"X7'0"	A	I	1				04	
161	3'2"X7'0"	D	II	2	1-1/2HR			27	
161A	3'0"X7'0"	D	II	2				09A	
161B	3'0"X7'0"	A	V	1				02	
162	3'0"X7'0"	D	II	2				19	
163	3'0"X7'0"	D	II	2			8"x16"	11B	
164	3'0"X7'0"	D	II	2			8"x16"	19A	
165	3'0"X7'0"	D	II	2				19A	
166	3'0"X7'0"	C	II	2				08	
166A	3'0"X7'0"	D	II	2				08	
167	3'0"X7'0"	C	II	2				08	
167A	3'0"X7'0"	D	II	2				08	
167B	3'0"X7'0"	F	II	2				09	
168	3'0"X7'0"	C	II	2				08	
168A	3'0"X7'0"	D	II	2				08	
169	3'0"X7'0"	PR C	II	2				08	
169A	3'0"X7'0"	D	II	2				23	
169B	3'0"X7'0"	D	II	2				08	
169C	3'0"X7'0"	B	I	1				06	
170	3'0"X7'0"	PR D	II	2	1 HR			27	
170A	3'0"X7'0"	PR D	II	2	1 HR			27	
170B	2'10"X7'0"	PR D	II	2				25	
170C	2'10"X7'0"	PR D	II	2				25	
170D	3'0"X7'0"	D	II	2				08	
171A	3'0"X7'0"	D	II	2				19	
172A	3'0"X7'0"	PR B	I	1				06	
172B	3'0"X7'0"	F	II	2				15	
172F	3'0"X7'0"	F	II	2				11	
172G	3'0"X7'0"	F	II	2				15	
173	3'0"X7'0"	F	II	2				08	
173A	3'0"X7'0"	D	II	2	1 HR			17	
174	3'0"X7'0"	F	II	2				19	
175	3'0"X7'0"	PR B	I	1				06	
175A	3'0"X7'0"	D	II	2				19	
176	2'10"X7'0"	PR B	I	1				06	
176A	3'0"X7'0"	D	II	2	1 HR			19	
177	2'10"X7'0"	PR D	II	2	1-1/2HR			25	
177A	3'0"X7'0"	F	II	2				08	
177C	3'0"X7'0"	F	II	2				19	
177D	3'0"X7'0"	PR F	II	2				25	
177E	3'0"X7'0"	PR F	II	2				25	
178	3'0"X7'0"	D	II	2				27	
178A	2'10"X7'0"	PR A	V	1				02	
178B	2'10"X7'0"	PR B	I	1				06	
179	3'0"X7'0"	D	II	2				19A	
180	3'0"X7'0"	D	II	2			8"x16"	19A	
181A	3'2"X7'0"	D	II	2				27	
182A	3'0"X7'0"	PR C	IV	2				14	
182B	3'0"X7'0"	PR C	IV	2				14	
182C	3'0"X7'0"	PR C	II	2				26	
182D	3'0"X7'0"	PR D	II	2				26	
182E	3'0"X7'0"	PR C	II	2				26	
183	3'0"X7'0"	D	II	2				16	
183A	3'0"X7'0"	F	II	2				11A	
184B	3'0"X7'0"	D	II	2			12"X16"	17	
185B	3'0"X7'0"	D	II	2			12"X16"	17	
186	3'0"X7'0"	D	II	2				16	
187	3'0"X7'0"	D	II	2				16	
188B	3'0"X7'0"	D	II	2			12"X16"	17	
189B	3'0"X7'0"	D	II	2			12"X16"	17	
190	3'0"X7'0"	PR A	V	1				02	
191A	3'0"X7'0"	PR D	II	2				24	
191B	3'0"X7'0"	PR D	II	2				24	

DOOR SCHEDULE

NO.	DOOR SIZE	DOOR TYPE	FRAME TYPE	FRAME DETAIL	LABEL	VISION PANEL	U. CUT or LOUVER	HRDWR SET	REMARKS
191C	3'0"X7'0"	PR D	II	2				24	
191D	3'0"X7'0"	PR B	I	1				02	
191E	3'0"X7'0"	PR B	I	1				02	
191F	3'0"X7'0"	PR D	II	2	1-1/2HR			26	
191G	3'0"X7'0"	PR D	II	2	1-1/2HR			25	
191H	3'0"X7'0"	PR D	II	2	1-1/2HR			25	
191J	3'0"X7'0"	F	II	2				19	
191K	3'0"X7'0"	F	II	2				19	
191L	3'0"X7'0"	F	II	2				19	
192	3'0"X7'0"	D	II	2				19	
193	3'0"X7'0"	D	II	2				19A	
194	3'0"X7'0"	D	II	2				19A	
195A	3'2"X7'0"	PR C	II	2		YES		26	ADD ALT.#1
195B	3'0"X7'0"	PR B	I	1				02	
195C	3'0"X7'0"	PR D	II	2	1-1/2HR			24	ADD ALT.#1
201	3'6"X7'0"	PR D	II	2	1-1/2HR			27	
201A	3'0"X7'0"	D	II	2				09	
202	3'0"X7'0"	C	II	2				08	
202A	3'0"X7'0"	D	II	2				09	
203	3'0"X7'0"	C	II	2				08	
203A	3'0"X7'0"	D	II	2				09	
204	3'0"X7'0"	C	II	2				08	
204A	3'0"X7'0"	D	II	2				09	
205	3'0"X7'0"	C	II	2				08	
205A	3'0"X7'0"	D	II	2				09	
206	3'0"X7'0"	C	II	2				08	
206A	3'0"X7'0"	D	II	2				09	
207	3'0"X7'0"	PR D	II	2	1HR			27	
208	3'0"X7'0"	D	II	2				08	
209	3'0"X7'0"	C	II	2				08	
209A	3'0"X7'0"	D	II	2				08	
210	3'0"X7'0"	D	II	2				19	
211	3'0"X7'0"	D	II	2				08	
212	3'0"X7'0"	D	II	2				08	
213	3'0"X7'0"	D	II	2				19	
214	3'0"X7'0"	C	II	2				08	
214A	3'0"X7'0"	D	II	2				09	
215	3'0"X7'0"	C	II	2				08	
215A	3'0"X7'0"	D	II	2				09	
216	3'0"X7'0"	C	II	2				08	
216A	3'0"X7'0"	D	II	2				09	
221	3'0"X7'0"	D	II	2				19	
221A	3'0"X7'0"	F	II	2				14	
222	3'0"X7'0"	D	II	2				11B	
223	3'0"X7'0"	D	II	2			8"x16"	21	
224	3'0"X7'0"	D	II	2			8"x16"	21	
225	3'0"X7'0"	D	II	2				08	
226	3'0"X7'0"	PR E	II	2				25A	
226A	3'0"X7'0"	D	II	2				08	
226B	2'10"X7'0"	PR D	II	2				24	
226C	2'10"X7'0"	PR D	II	2				24	
226D	3'0"X7'0"	D	II	2				08	
226E	3'0"X7'0"	D	II	2				08	
226F	3'0"X7'0"	PR E	II	2				25A	
227	3'0"X7'0"	D	II	2				08	
228	3'0"X7'0"	D	II	2			8"x16"	19A	
229	3'0"X7'0"	D	II	2			8"x16"	19A	
230	3'0"X7'0"	D	II	2				11B	
231	3'0"X7'0"	D	II	2				19	
231A	3'0"X7'0"	F	II	2				09	
240	3'6"X7'0"	D	II	2	1-1/2HR			27	
240A	3'0"X7'0"	D	II	2				09	
241	3'0"X7'0"	D	II	2				19	
241A	3'0"X7'0"							09	
242	3'0"X7'0"	D	II	2				08	
243	3'0"X7'0"	D	II	2				08	
243A	3'0"X7'0"	D	II	2				08	
244	3'0"X7'0"	C	II	2				08	
245	3'0"X7'0"	D	II	2				08	
246	3'0"X7'0"	PR D	II	2	1 HR			27	
247	3'0"X7'0"	C	II	2				08	
247A	3'0"X7'0"	D	II	2				09	
248	3'0"X7'0"	C	II	2				08	
248A	3'0"X7'0"	D	II	2				09	
249	3'0"X7'0"	C	II	2				08	
249A	3'0"X7'0"	D	II	2				09	
250	3'0"X7'0"	C	II	2				08	
250A	3'0"X7'0"	D	II	2				09	
251	3'0"X7'0"	C	II	2				08	
251A	3'0"X7'0"	D	II	2				09	
253	3'0"X7'0"	C	II	2				08	
253A	3'0"X7'0"	D	II	2				09	
254	3'0"X7'0"	C	II	2				08	
254A	3'0"X7'0"	D	II	2				09	
255	3'0"X7'0"	C	II	2				08	
255A	3'0"X7'0"	D	II	2				09	

(0) CODED REMARKS
1. PROVIDE 1-1/2 HOUR FIRE RATED LOUVER. COORDINATE DIMENSIONS WITH HVAC CONTRACTOR.
2. PROVIDE MAGNETIC DOOR HOLD OPENE

LOUIS PERRY & ASSOCIATES, INC.
165 SMOKERISE DRIVE
WADSWORTH, OH 44281
PHONE (330) 334-1565
FAX (330) 334-1658

McDONALD, CASSELL & BASSETT, INC.
600 WEST SPRING STREET
COLUMBUS, OH 43215
PHONE (614) 628-0630
FAX (614) 628-0633

ENGINEERS • ARCHITECTS • PLANNERS

DESIGN BY:	DATE:
CF	
CHKD BY:	DATE:
FILENAME:	PLOT DATE:
12 DOOR	3/11/99
SCALE:	PLOT SCALE:
AS NOTED	1:1

NO.	DATE	BY	APPR.	REVISION
1	4/22/99			IFC BULLETIN #1 ISSUED TO RUHLIN
	3/12/99			ADDENDUM #3 - REVISED SHEET ISSUED TO RUHLIN
	2/8/99			ISSUED TO RUHLIN FOR BID

WADSWORTH CITY SCHOOLS
7/8 BUILDING
DOOR SCHEDULE

ATTACHED X-REFERENCES
XDOOR

12 DWG. NO. 1 REV.

HOLABIRD & ROOT
CREATE PRESERVE TRANSFORM
WADSWORTH MIDDLE SCHOOL
2024 WINDOW RESTORATION
H&R PR. NO. 16070
ISSUE FOR BID
04/05/2024

R:\CAD\MCB\1802\12door.dwg Wed Apr 28 11:13:41 1999 EJF

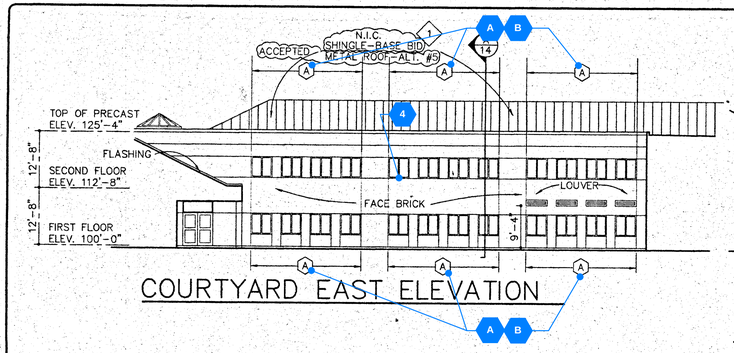

COURTYARD EAST ELEVATION

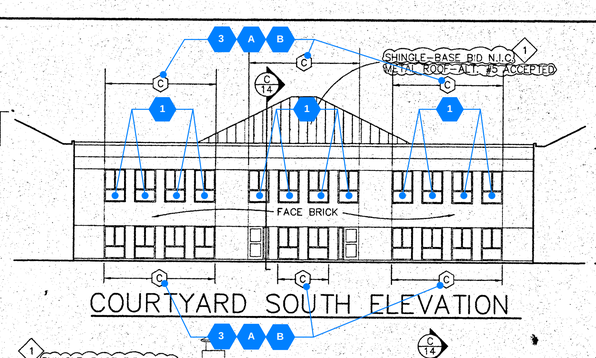

COURTYARD SOUTH ELEVATION

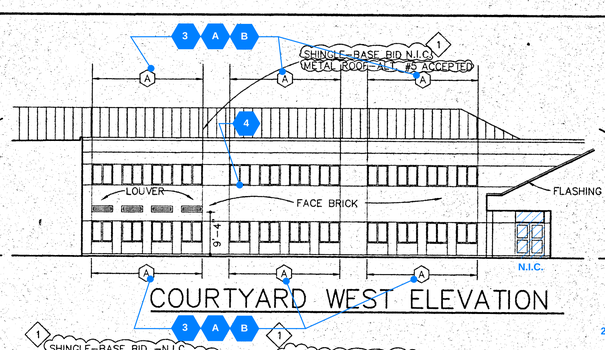

COURTYARD WEST ELEVATION

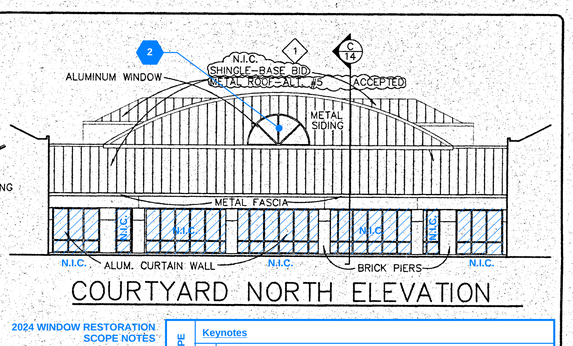

COURTYARD NORTH ELEVATION

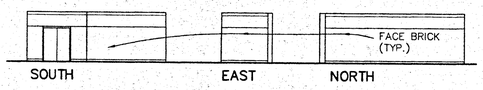

OUTDOOR STORAGE ELEVATIONS

SCALE: 1/16" = 1'-0"

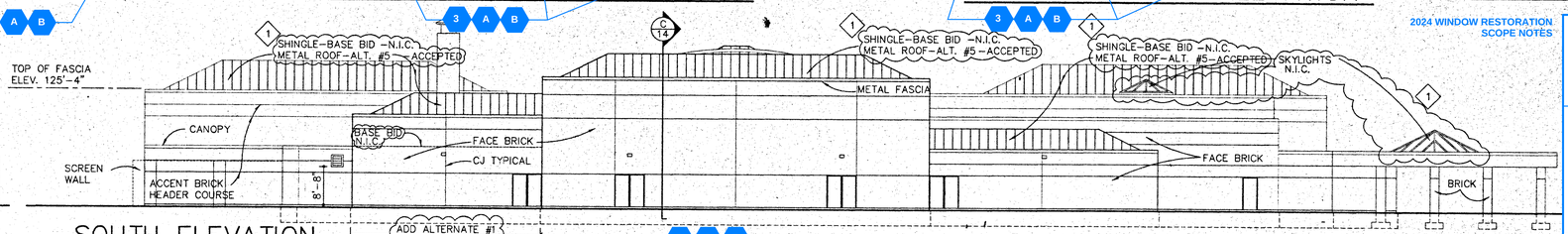

SOUTH ELEVATION

SCALE: 1/16" = 1'-0"

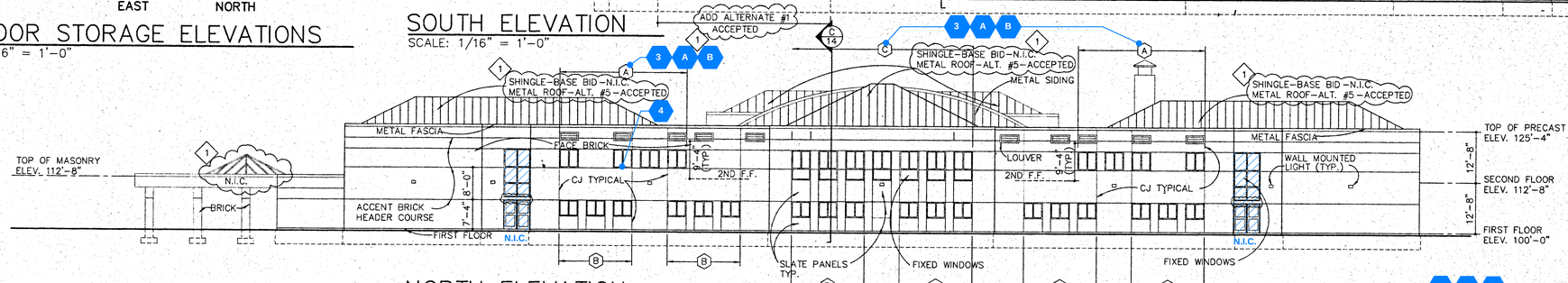

NORTH ELEVATION

SCALE: 1/16" = 1'-0"

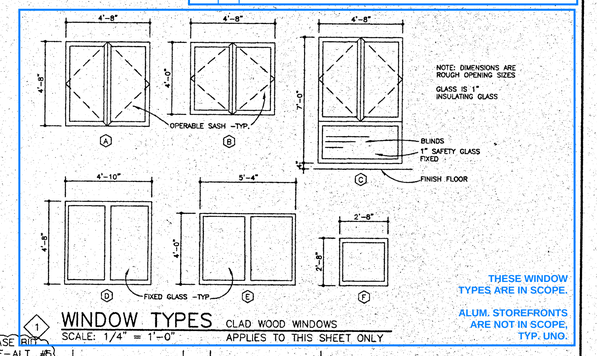

WINDOW TYPES

CLAD WOOD WINDOWS
APPLIES TO THIS SHEET ONLY

SCALE: 1/4" = 1'-0"

THESE WINDOW TYPES ARE IN SCOPE.

ALUM. STOREFRONTS ARE NOT IN SCOPE, TYP. UNO.

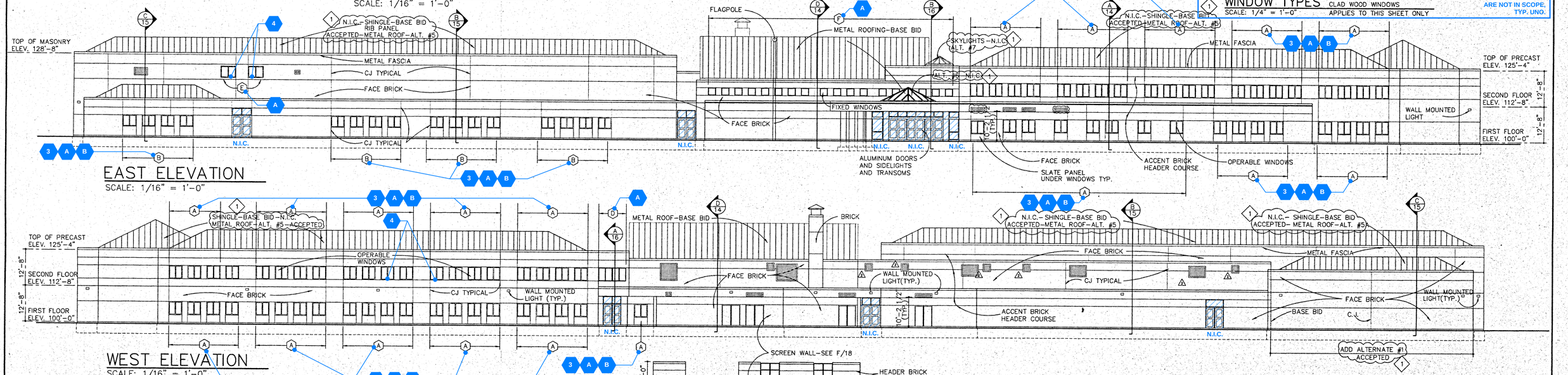

EAST ELEVATION

SCALE: 1/16" = 1'-0"

WEST ELEVATION

SCALE: 1/16" = 1'-0"

NOTES: SEE MECHANICAL DRAWINGS FOR REQUIRED LOUVERS
FIELD CO-ORDINATE LOCATION FOR ANY LOUVERS NOT SHOWN.

2024 WINDOW RESTORATION SCOPE NOTES

		Keynotes
BASE SCOPE	A	REMOVE ALL SEALANT & BACKING; CLEAN SURFACES & APPLY NEW BACKING & SEALANT.
	B	REMOVE ALL SEALS BETWEEN SASHES & FRAMES; REPLACE WITH COMPATIBLE SEALS.
ALTERNATES	1	REMOVE & REPLACE FIXED ALUM.CLAD WOOD WINDOW PANE.
	2	REMOVE & REPLACE 1/2 ROUND ALUM. CLAD WOOD WINDOW.
	3	ADJUST & LUBRICATE ALL HARDWARE.
	4	RESET STONE WINDOWSILLS TO HAVE SOUND SUBSTRUCTURE.
	5	APPLY A WOOD RESTORER AT ROTTED SASHES & FRAMES TO PUT INTEGRITY BACK INTO THE WOOD FIBERS.

LOUIS PERRY & ASSOCIATES, INC.
165 SMOKERISE DRIVE
WADSWORTH, OH 44281
PHONE (330) 334-1585
FAX (330) 334-1658
ENGINEERS • ARCHITECTS • PLANNERS

McDONALD, CASSELL & BASSETT, INC.
600 WEST SPRING STREET
COLUMBUS, OH 43215
PHONE (614) 628-0630
FAX (614) 628-0633

DESIGN BY:	DATE:
DD	
CHKD BY:	DATE:
FILENAME:	PLOT DATE:
13ELEV	2/5/99
SCALE:	PLOT SCALE:
AS NOTED	1:1

NO.	DATE	BY	APPR.	REVISION
1	4/22/99			IFC BULLETIN #1 ISSUED TO RUHLIN
	2/8/99			ISSUED TO RUHLIN FOR BID

WADSWORTH CITY SCHOOLS
7/8 BUILDING
EXTERIOR ELEVATION

ATTACHED X-REFERENCES
XELEV2

13 DWG. NO. 1 REV.

HOLABIRD & ROOT
CREATE PRESERVE TRANSFORM

WADSWORTH MIDDLE SCHOOL
2024 WINDOW RESTORATION
H&R PR. NO. 16070
ISSUE FOR BID
04/05/2024

R:\CAD\WCBS\1302\13elev.dwg Wed Apr 28 11:19:58 1999 EJF

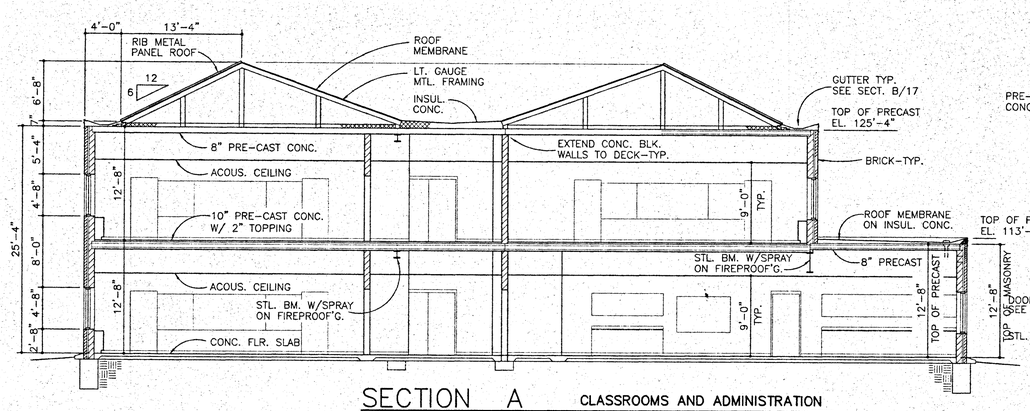

SECTION A
CLASSROOMS AND ADMINISTRATION

SCALE: 1/8"=1'-0"

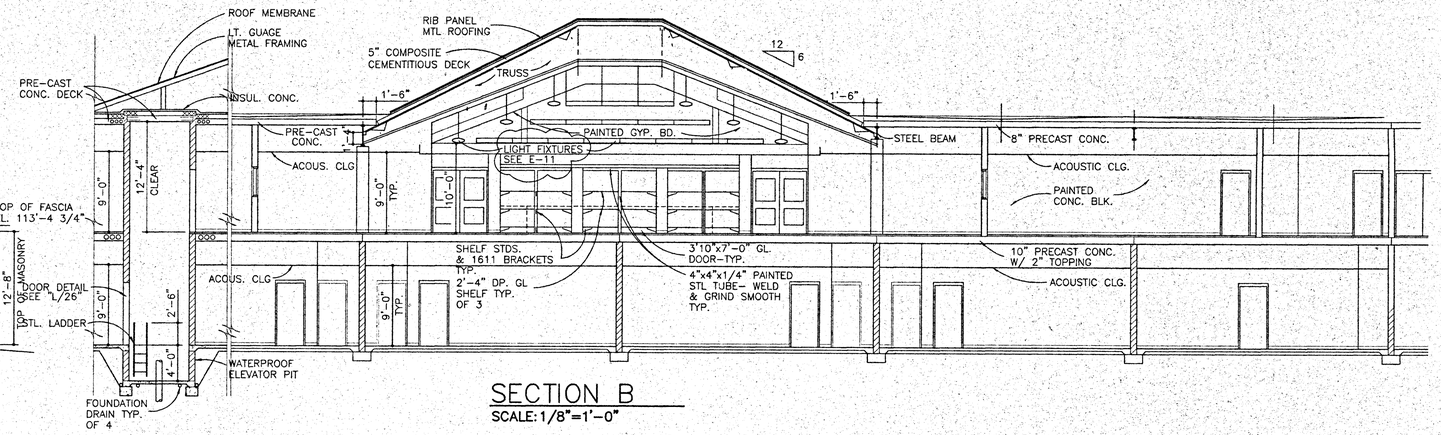

SECTION E
SCALE: 1/8"=1'-0"

SECTION B
SCALE: 1/8"=1'-0"

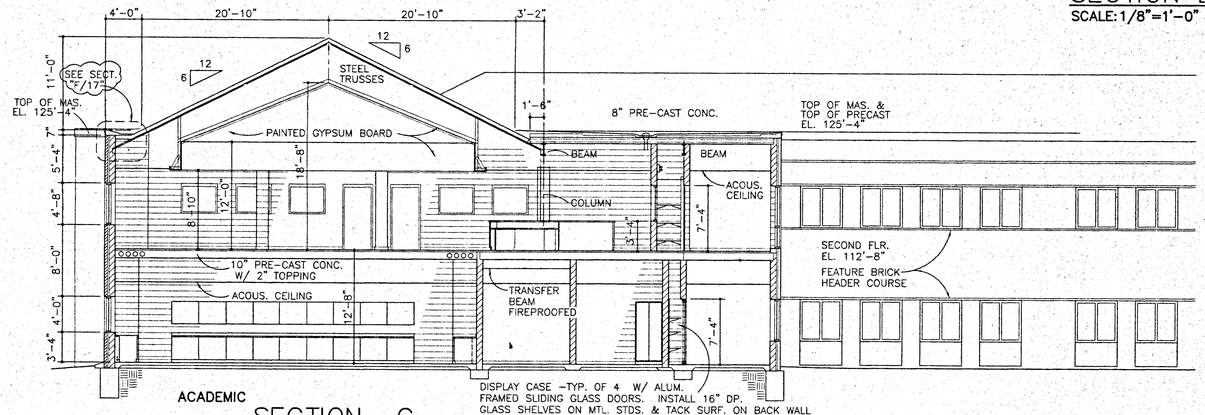

ACADEMIC

SECTION C
SCALE: 1/8"=1'-0"

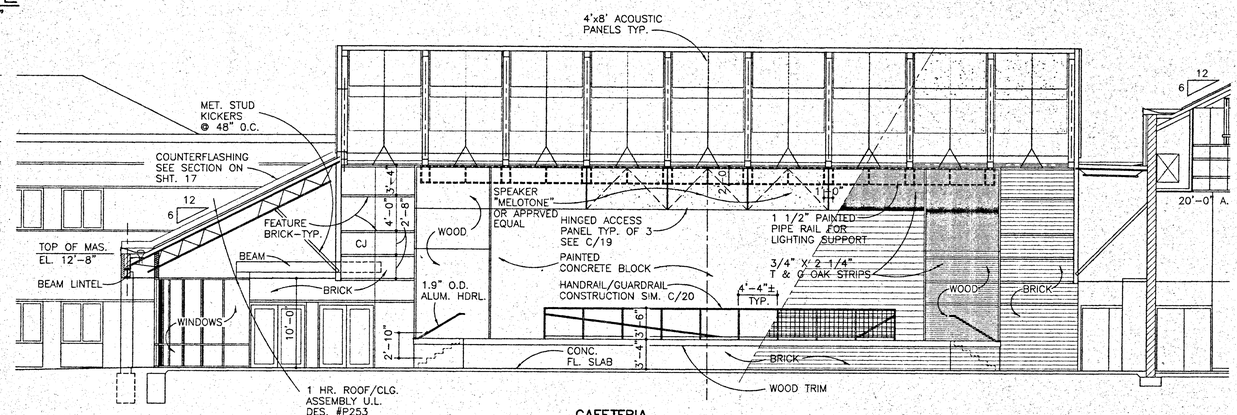

CAFETERIA

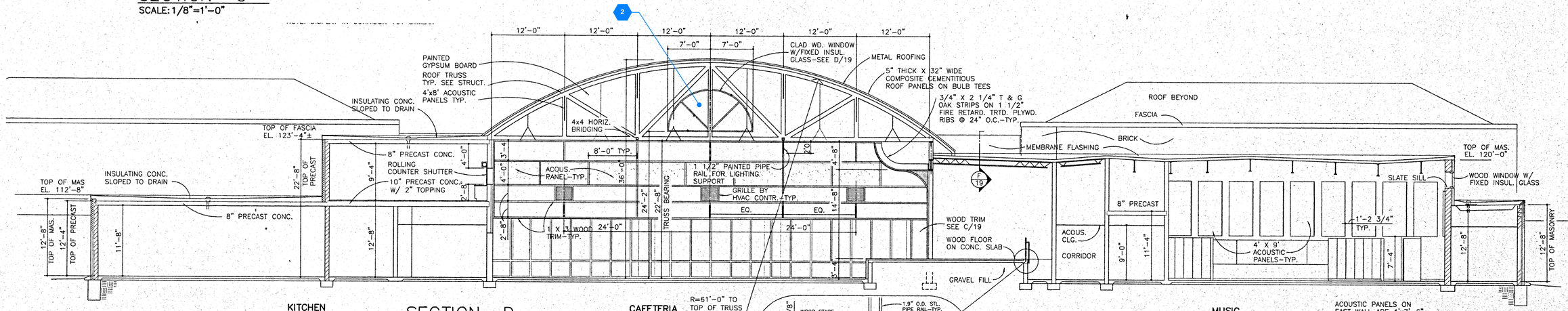

KITCHEN

SECTION D
SCALE: 1/8"=1'-0"

CAFETERIA

MUSIC

ACOUSTIC PANELS ON EAST WALL ARE 4'x7'-6" TYPICAL AND 7'-4" A.F.F.

LOUIS PERRY & ASSOCIATES, INC.
165 SMOKERISE DRIVE
WADSWORTH, OH 44281
PHONE (330) 334-1585
FAX (330) 334-1658

McDONALD, CASSELL & BASSETT, INC.
600 WEST SPRING STREET
COLUMBUS, OH 43215
PHONE (614) 628-0630
FAX (614) 628-0633

ENGINEERS • ARCHITECTS • PLANNERS

DESIGN BY:	DATE:
DD	
CHKD BY:	DATE:
FILENAME:	PLOT DATE:
14BSECT	2/5/99
SCALE:	PLOT SCALE:
AS NOTED	1:1

NO.	DATE	BY	APPR.	REVISION
1	4/22/99			IFC BULLETIN #1 ISSUED TO RUHLIN
	2/8/99			ISSUED TO RUHLIN FOR BID

WADSWORTH CITY SCHOOLS
7/8 BUILDING
BUILDING SECTIONS

ATTACHED X-REFERENCES
XBSECT14

14 DWG. NO. 1 REV.

HOLABIRD & ROOT
CREATE PRESERVE TRANSFORM
WADSWORTH MIDDLE SCHOOL
2024 WINDOW RESTORATION
H&R PR. NO. 16070
ISSUE FOR BID
04/05/2024

R:\CAD\MCB\1800\14bsect.dwg Wed Apr 28 11:21:39 1999 EJF

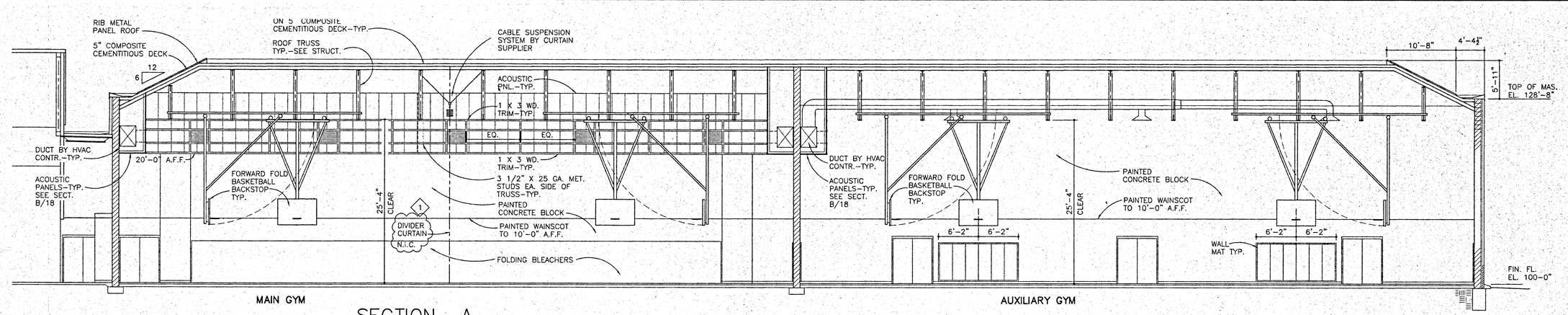

SECTION A
SCALE: 1/8"=1'-0"

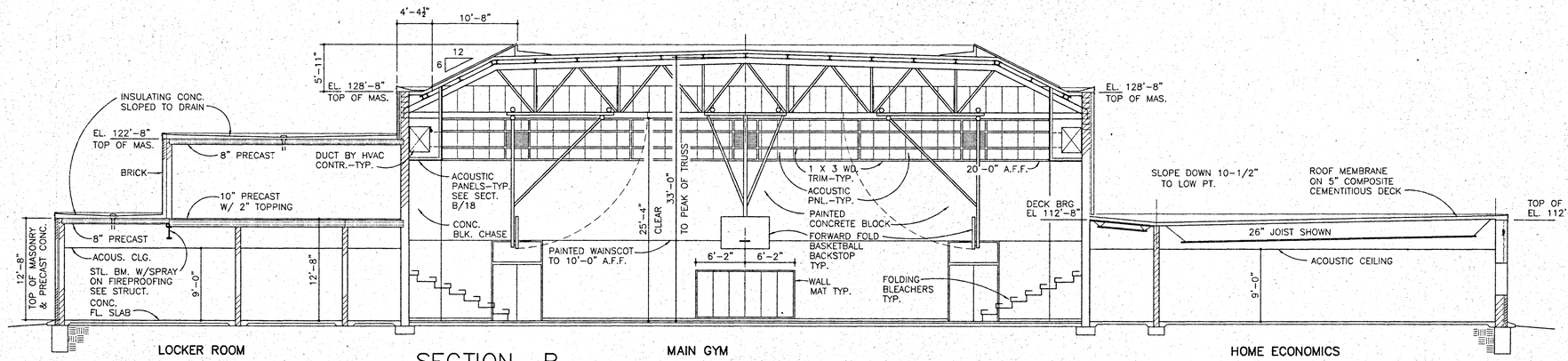

SECTION B
SCALE: 1/8"=1'-0"



ROOM 182 SHOWN, ROOM 191 SIMILAR

PARTIAL WEST ELEVATION
SCALE: 1/8"=1'-0"

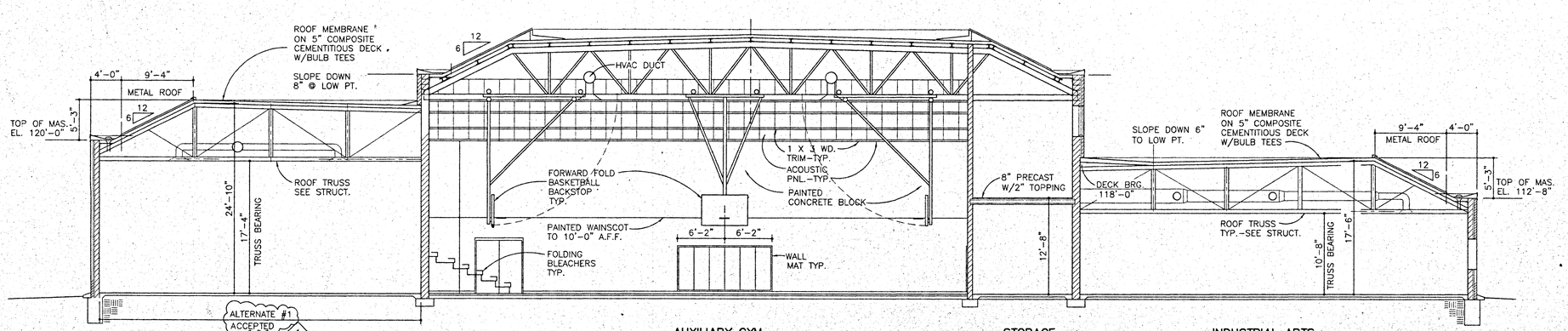

SECTION C
SCALE: 1/8"=1'-0"

LOUIS PERRY & ASSOCIATES, INC.
165 SMOKERISE DRIVE
WADSWORTH, OH 44281
PHONE (330) 334-1585
FAX (330) 334-1658

McDONALD, CASSELL & BASSETT, INC.
600 WEST SPRING STREET
COLUMBUS, OH 43215
PHONE (614) 628-0630
FAX (614) 628-0633

ENGINEERS • ARCHITECTS • PLANNERS

DESIGN BY:	DATE:
DD	
CHKD BY:	DATE:
FILENAME:	PLOT DATE:
15BSECT	2/5/99
SCALE:	PLOT SCALE:
AS NOTED	1:1

NO.	DATE	BY	APPR.	REVISION
1	4/22/99			IFC BULLETIN #1 ISSUED TO RUHLIN
	2/8/99			ISSUED TO RUHLIN FOR BID

WADSWORTH CITY SCHOOLS
7/8 BUILDING
BUILDING SECTIONS

ATTACHED X-REFERENCES
XBSECT15

15 DWG. NO. 1 REV.

HOLABIRD & ROOT
CREATE PRESERVE TRANSFORM
WADSWORTH MIDDLE SCHOOL
2024 WINDOW RESTORATION
H&R PR. NO. 16070
ISSUE FOR BID
04/05/2024

R:\CAD\WCBS\1802\15bsect.dwg Wed Apr 28 11:28:55 1999 EJF

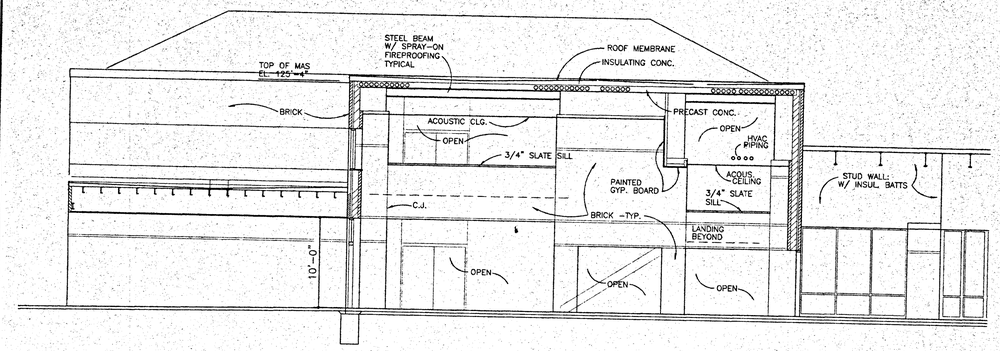

SECTION A
SCALE: 1/8"=1'-0"

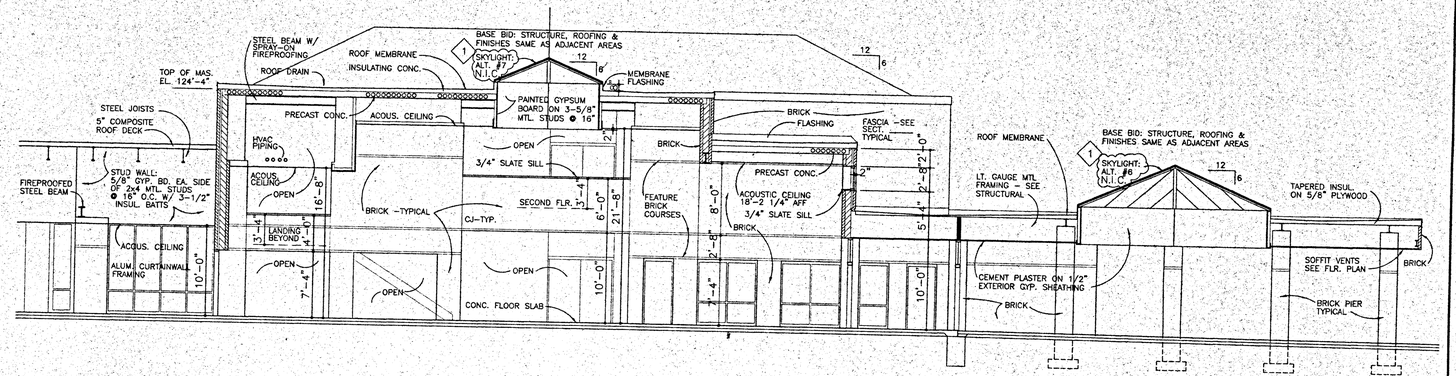

SECTION B
SCALE: 1/8"=1'-0"

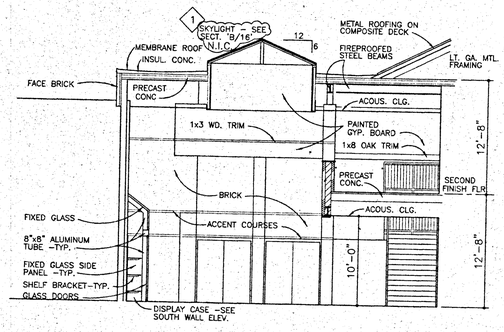

SECTION 'C'
SCALE: 1/8"=1'-0"

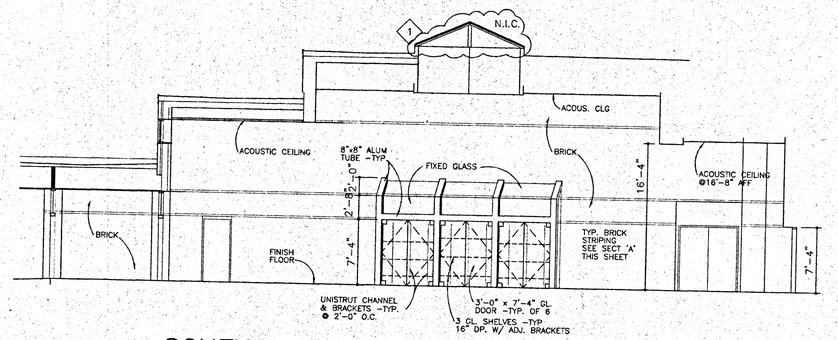

SOUTH WALL ELEVATION LOBBY RM 102
SCALE: 1/8"=1'-0"

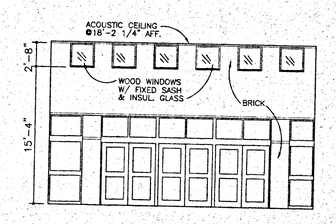

WEST WALL ELEVATION LOBBY RM 102
SCALE: 1/8"=1'-0"

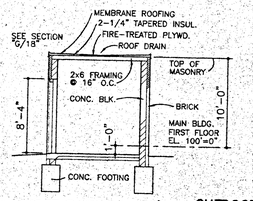

SECTION 'D' OUTDOOR STOR. ROOM 154
SCALE: 1/8"=1'-0"

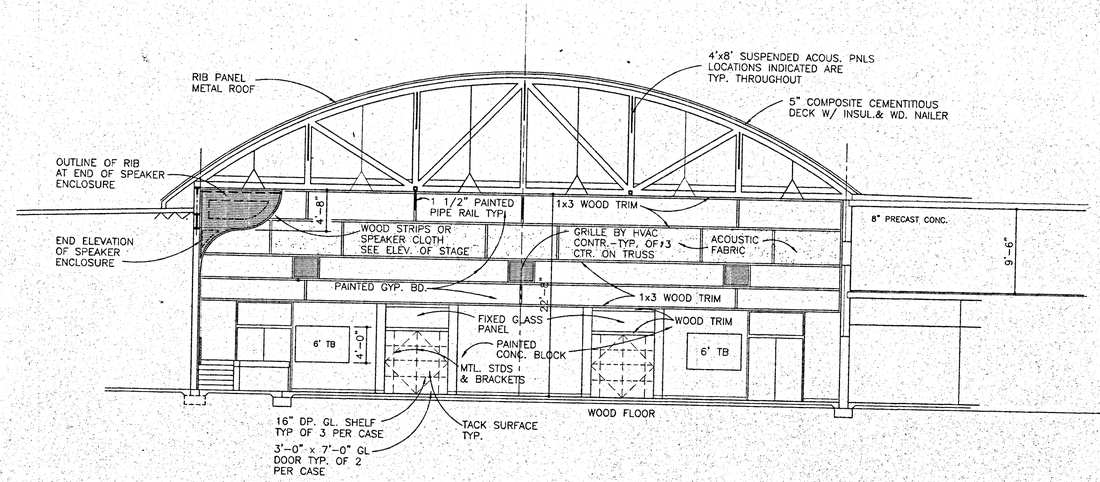

SOUTH SECTION
SCALE: 1/8"=1'-0"

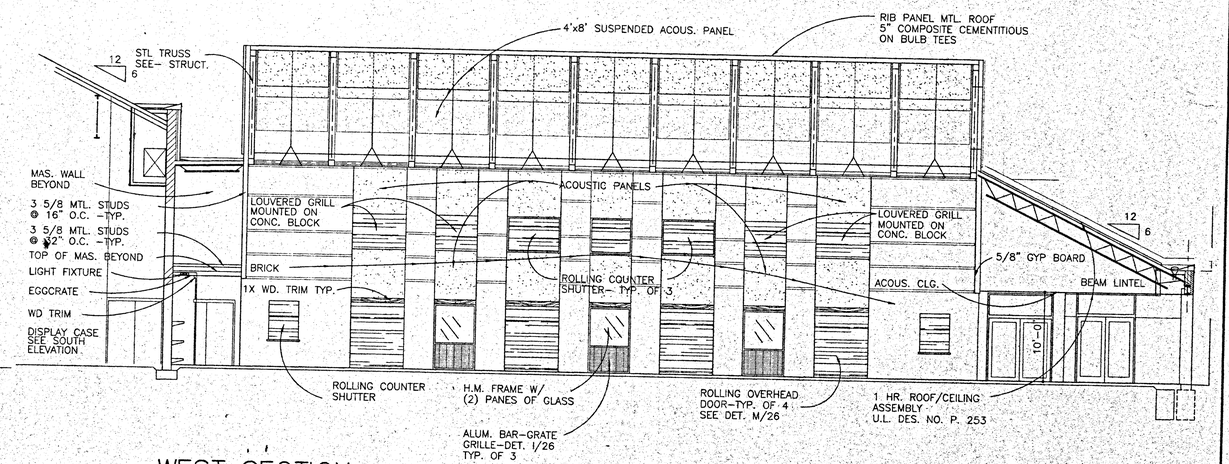

WEST SECTION
SCALE: 1/8"=1'-0"

LOUIS PERRY & ASSOCIATES, INC.
165 SMOKERISE DRIVE
WADSWORTH, OH 44281
PHONE (330) 334-1585
FAX (330) 334-1658
ENGINEERS • ARCHITECTS • PLANNERS

McDONALD, CASSELL & BASSETT, INC.
600 WEST SPRING STREET
COLUMBUS, OH 43215
PHONE (614) 628-0630
FAX (614) 628-0633

DESIGN BY:	DATE:
DD	
CHKD BY:	DATE:
FILENAME:	PLOT DATE:
16BSECT	2/5/99
SCALE:	PLOT SCALE: x
AS NOTED	1:1

NO.	DATE	BY	APPR.	REVISION
1	4/22/99			IFC BULLETIN #1 ISSUED TO RUHLIN
	2/8/99			ISSUED TO RUHLIN FOR BID

WADSWORTH CITY SCHOOLS
7/8 BUILDING
BUILDING SECTIONS

ATTACHED X-REFERENCES
XBSECT16

16 DWG. NO.
1 REV.

HOLABIRD & ROOT
CREATE PRESERVE TRANSFORM
WADSWORTH MIDDLE SCHOOL
2024 WINDOW RESTORATION
H&R PR. NO. 16070
ISSUE FOR BID
04/05/2024

R:\CAD\MCB\1602\16bsect.dwg Wed Apr 28 11:39:51 1999 EJF

FURNISH & INSTALL TWO PIECE ALUMINUM FASCIA CONSISTING OF THE FOLLOWING:

1. EXTRUDED ALUMINUM FASCIA WITH CONTINUOUS GALVANIZED SPRING CLIP EQUAL TO HICKMAN ECONOSNAP SYSTEM, .075 GA., WITH DARK BRONZE ANODIZED FINISH. CONCEALED JOINT COVERS. FM I-90 APPROVED.

2. FORMED ALUMINUM FASCIA EXTENDER BY MANUF. OF ITEM #1, .063 GA., PROFILE & FINISH TO MATCH. FURNISH WITH CLIPS & CONCEALED JOINT COVERS. FM I-90 APPROVED.

FURNISH & INSTALL COMPLETE WITH ALL REQUIRED ACCESSORIES & CONCEALED FASTENERS. 15 YEAR SYSTEMS WARRANTY REQUIRED.

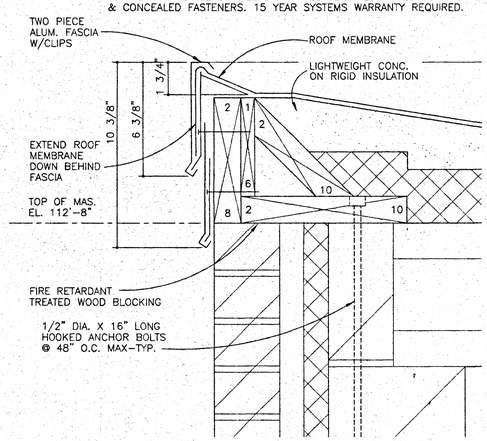

TYP. FASCIA DETAIL
SCALE: 3"=1'-0"

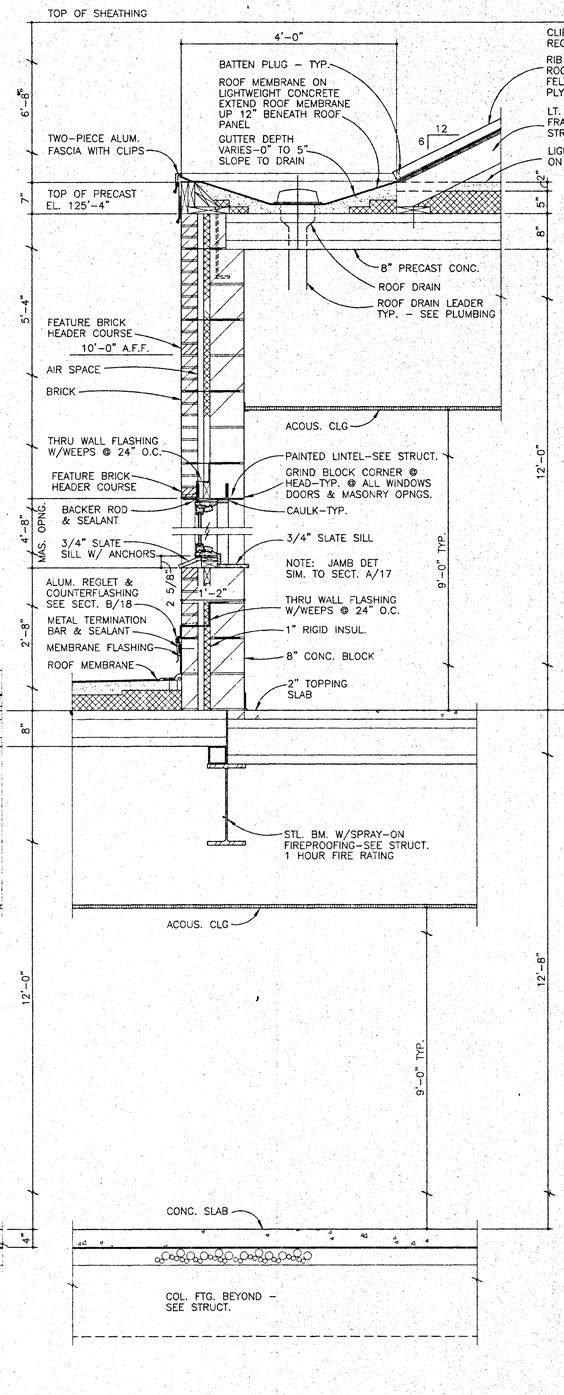

SECTION 'B'
SCALE: 3/4"=1'-0"

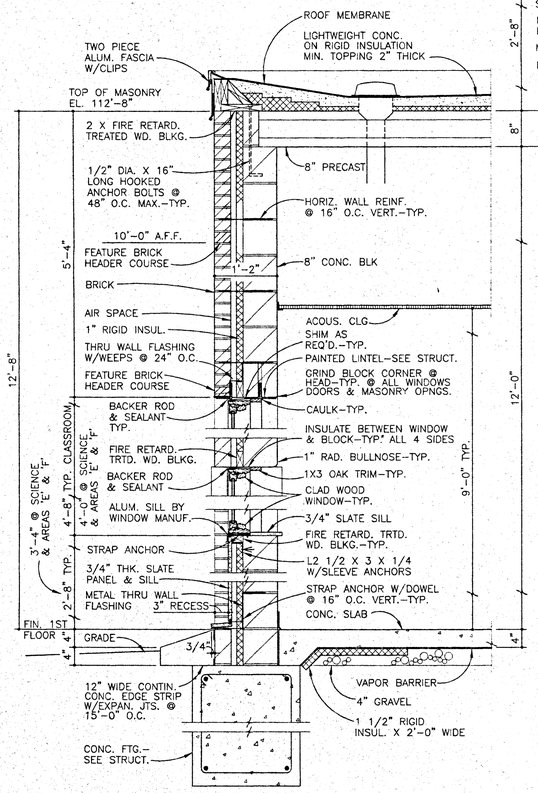

SECTION 'A' ADMIN.
SCALE: 3/4"=1'-0"

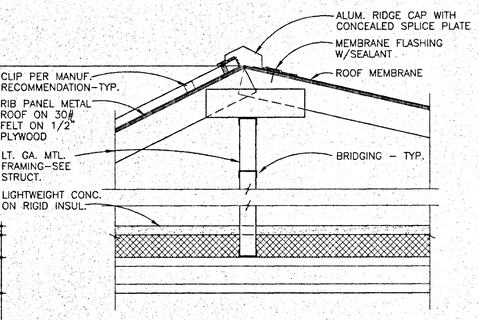

SECTION 'D' - TYP. RIDGE
SCALE: 3/4"=1'-0"

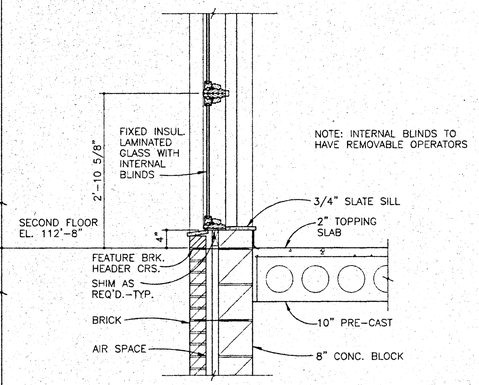

SECTION 'E' - SILL @ SECOND FLOOR
SCALE: 3/4"=1'-0"

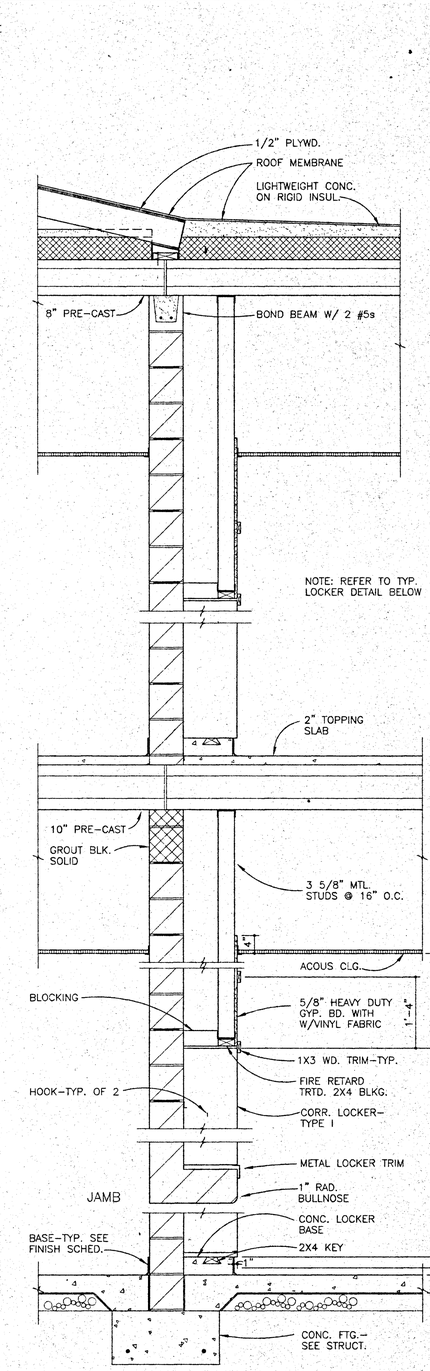

SECTION 'C'
SCALE: 3/4"=1'-0"

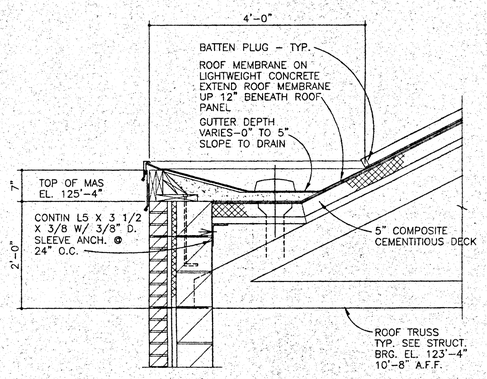

SECTION 'F' MEDIA CENTER
SCALE: 3/4"=1'-0"

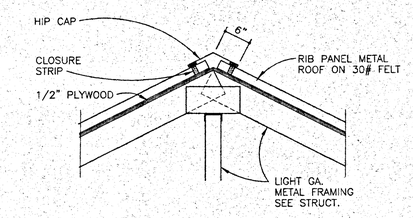

SECTION 'H' - TYPICAL HIP
SCALE: 3/4"=1'-0"

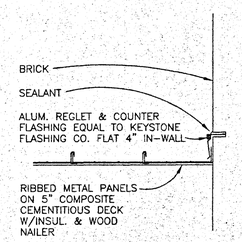

SECTION 'J' - TYP. SIDEWALL FLASHING
SCALE: 3/4"=1'-0"

LOUIS PERRY & ASSOCIATES, INC.
165 SMOKERISE DRIVE
WADSWORTH, OH 44281
PHONE (330) 334-1585
FAX (330) 334-1658

McDONALD, CASSELL & BASSETT, INC.
600 WEST SPRING STREET
COLUMBUS, OH 43215
PHONE (614) 628-0630
FAX (614) 628-0633

ENGINEERS • ARCHITECTS • PLANNERS

DESIGN BY:	DATE:
DD	
CHKD BY:	DATE:
FILENAME:	PLOT DATE:
17WSECT	2/4/99
SCALE:	PLOT SCALE:
AS NOTED	1:1

NO.	DATE	BY	APPR.	REVISION
1	4/22/99			IPC BULLETIN #1 ISSUED TO RUHLIN
	2/8/99			ISSUED TO RUHLIN FOR BID

WADSWORTH CITY SCHOOLS
7/8 BUILDING
WALL SECTIONS

ATTACHED X-REFERENCES
XWSECT

17 DWG. NO. 1 REV.

HOLABIRD & ROOT
CREATE PRESERVE TRANSFORM
WADSWORTH MIDDLE SCHOOL
2024 WINDOW RESTORATION
H&R PR. NO. 16070
ISSUE FOR BID
04/05/2024

R:\CAD\WCB\1802\17wsect.dwg Wed Apr 28 11:47:33 1999 EJF

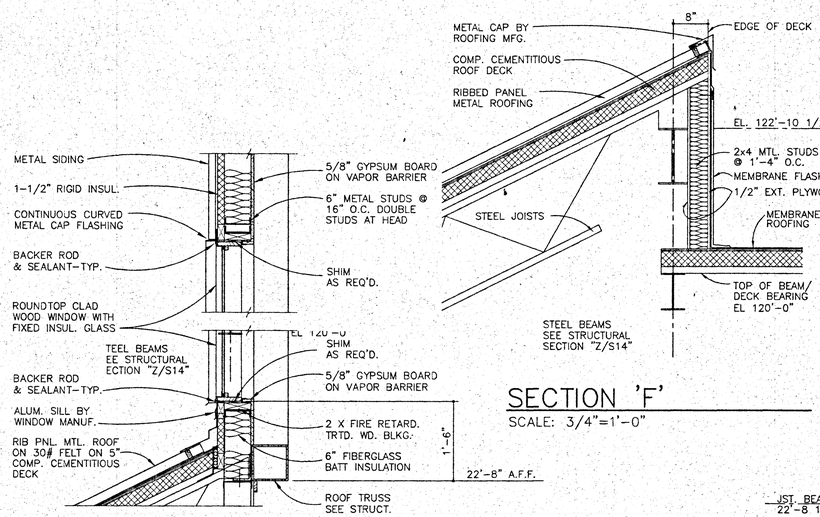

SECTION 'F'
SCALE: 3/4"=1'-0"

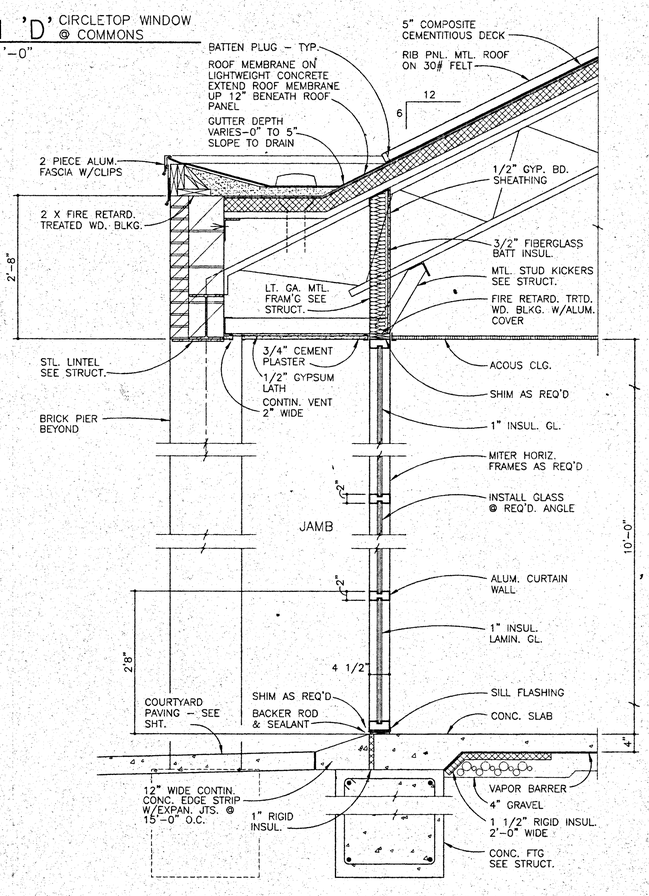

SECTION 'D' CIRCLETOP WINDOW @ COMMONS
SCALE: 3/4"=1'-0"

SECTION 'A' SOUTH END OF COURTYARD
SCALE: 3/4"=1'-0"

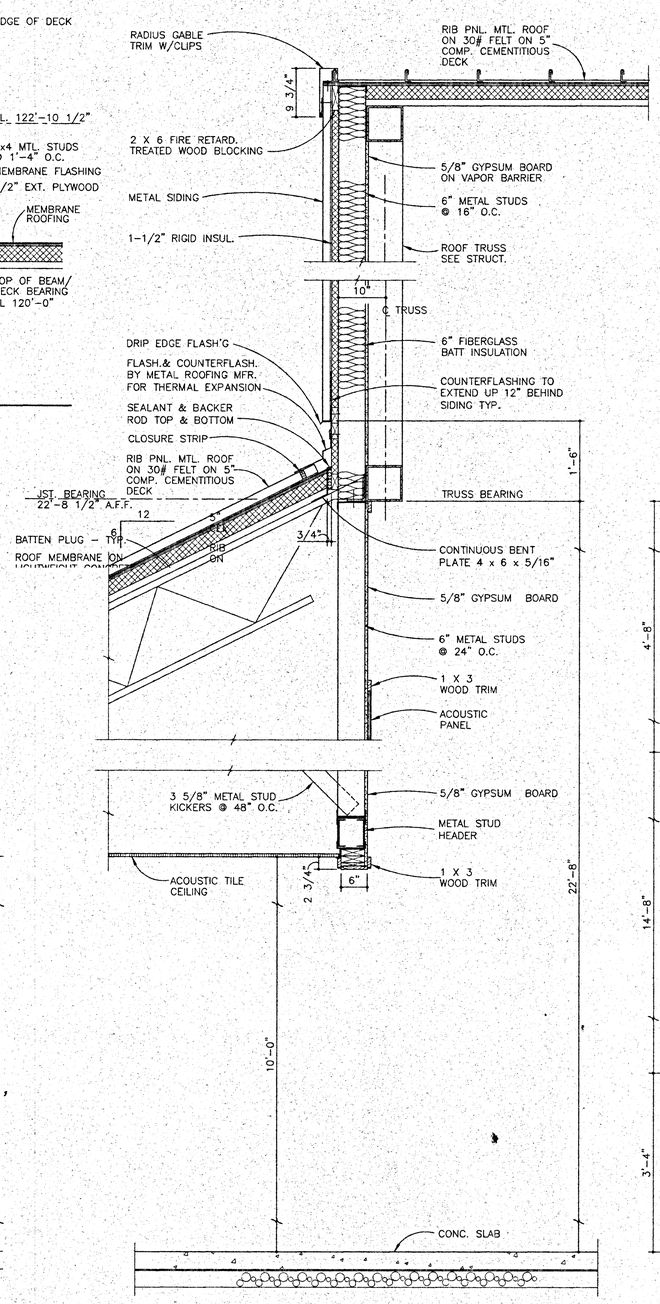

SECTION 'B' CAFETERIA
SCALE: 3/4"=1'-0"

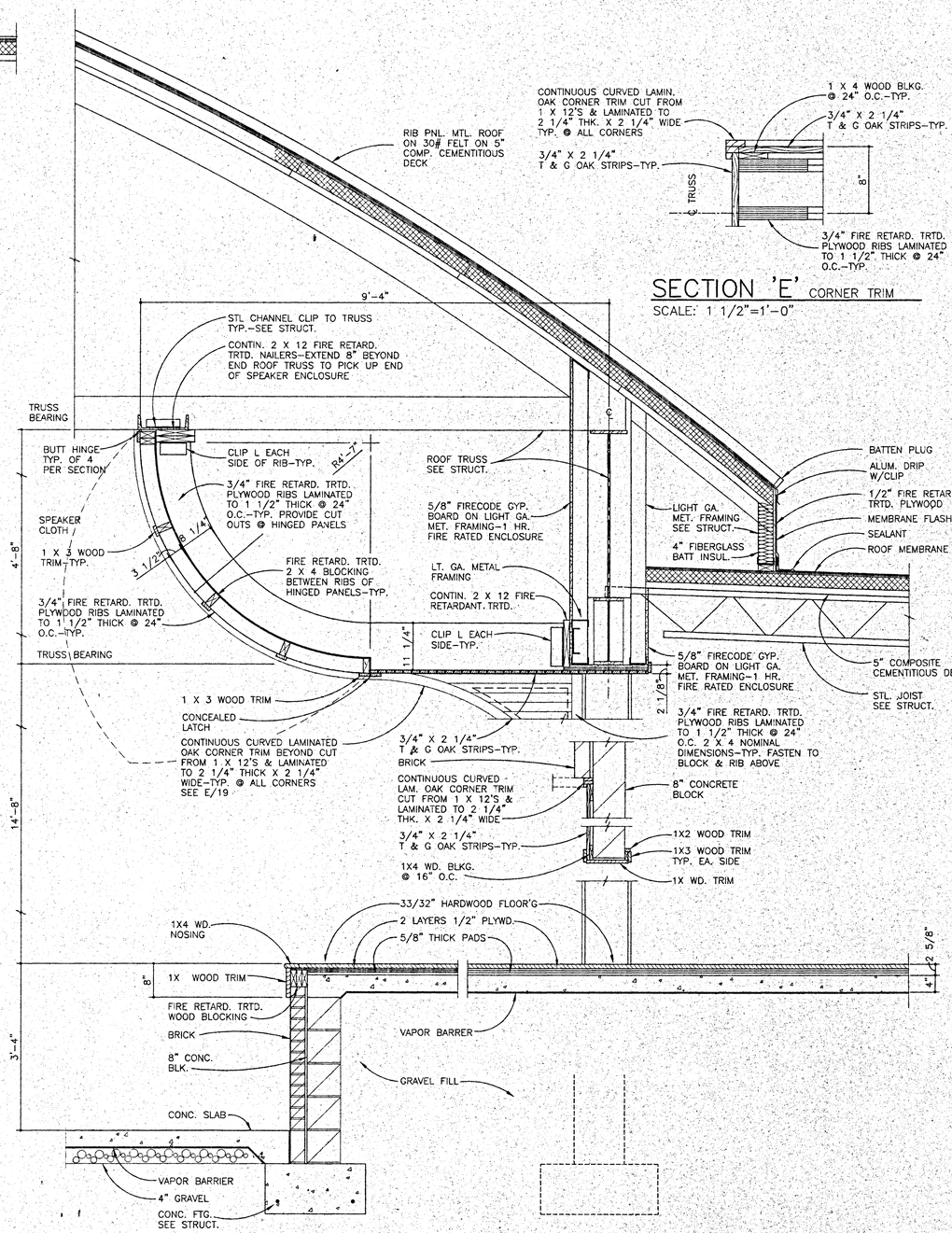

SECTION 'C' STAGE
SCALE: 3/4"=1'-0"

LOUIS PERRY & ASSOCIATES, INC.
165 SMOKERISE DRIVE
WADSWORTH, OH 44281
PHONE (330) 334-1585
FAX (330) 334-1658

McDONALD, CASSELL & BASSETT, INC.
600 WEST SPRING STREET
COLUMBUS, OH 43215
PHONE (614) 628-0630
FAX (614) 628-0633

ENGINEERS • ARCHITECTS • PLANNERS

DESIGN BY:	DATE:
DD	
CHKD BY:	DATE:
FILENAME:	PLOT DATE:
19WSECT	2/5/99
SCALE:	PLOT SCALE:
AS NOTED	1:1

NO.	DATE	BY	APPR.	REVISION
1	4/22/99			IFC BULLETIN #1 ISSUED TO RUHLIN
	2/8/99			ISSUED TO RUHLIN FOR BID

WADSWORTH CITY SCHOOLS
7/8 BUILDING
WALL SECTIONS

ATTACHED X-REFERENCES
XWSECT

19 DWG. NO. 1 REV.

HOLABIRD & ROOT
CREATE PRESERVE TRANSFORM
WADSWORTH MIDDLE SCHOOL
2024 WINDOW RESTORATION
H&R PR. NO. 16070
ISSUE FOR BID
04/05/2024

R:\CAD\MCB\1802\19wsect.dwg Wed Apr 28 11:52:23 1999 EJF