

PreACT[®] 8/9

Using Your PreACT 8/9 Results

Pre **ACT**[®] 8/9

www.act.org/preact

ACT endorses the *Code of Fair Testing Practices in Education* and the *Code of Professional Responsibilities in Educational Measurement*, which guide the conduct of those involved in educational testing. ACT is committed to ensuring that each of its testing programs upholds the guidelines in each Code. You may locate copies of these Codes through the following organizations:

- *Code of Fair Testing Practices in Education*: American Psychological Association (www.apa.org)
- *Code of Professional Responsibilities in Educational Measurement*: National Council on Measurement in Education (www.ncme.org)

Understanding Your PreACT[®] 8/9 Results in Three Quick Steps

Your PreACT 8/9 Student Report contains a lot of information about your skills, interests, plans, and goals. You can use this information to make sure your remaining middle school or high school courses are the best ones possible to prepare you for college and to help you consider your options for life after high school.

Use this guide, along with your PreACT 8/9 Student Report, to get a better sense of where you are, where you might want to go, and how to get there.

How am I doing so far?

Your PreACT 8/9 Student Report shows your relative strengths and weaknesses in four subject areas important for educational success: English, math, reading, and science. Ask your counselor how you can improve in areas where you are not as strong.

What are my plans and goals for high school and beyond?

When you took PreACT 8/9, you answered questions about the courses you are taking or plan to take in high school, your career interests, and your plans for high school and beyond. This information will help you see if you need to change your educational plans in order for you to meet your goals.

Am I on target to be college ready?

Your PreACT 8/9 Student Report shows you how well you are learning the skills you'll need to meet College Readiness Benchmarks on the ACT test later in high school. Most likely, you have learned some of these skills better than others. Use your PreACT 8/9 Student Report to help you strengthen those skills that you still need to work on.

This guide will help you understand the information on your PreACT 8/9 Student Report and how it can help you. Visit act.org/content/act/en/students-and-parents.html for more information on how to continue your College and Career planning.

What Do Your Scores Mean?

Your scores are between 1 (the lowest score you can receive) **and 30** (the highest score you can receive). PreACT 8/9 takes the number of questions you got right, of the items that count toward your scores, in each test and translates it into a number between 1 and 30 (called a “scale score”). Just like grades, your scores tell you how well you did on each test.

Because no test can measure educational development with absolute precision, it’s best to think of each of your PreACT 8/9 scores as a range rather than as a precise point. Your PreACT 8/9 score ranges are shown on your Student Report by the colored boxes on the graph below your scores. The heavy line within the colored boxes is your calculated scale score. The graph also includes light gray lines with a number next to it. These are the PreACT 8/9 Readiness Benchmarks. You can compare your score ranges to the benchmarks to see if you are on target to meet ACT’s College Readiness Benchmarks when you’re in 11th or 12th grade. We’ll discuss how you can use this information later in this booklet.

Your Composite score is simply the average of the English, math, reading, and science test scores (rounded to a whole number). In the same way your overall grade point average in school shows how well you are doing across all of your different classes, your PreACT 8/9 Composite score shows how well you did across the entire PreACT 8/9 test.

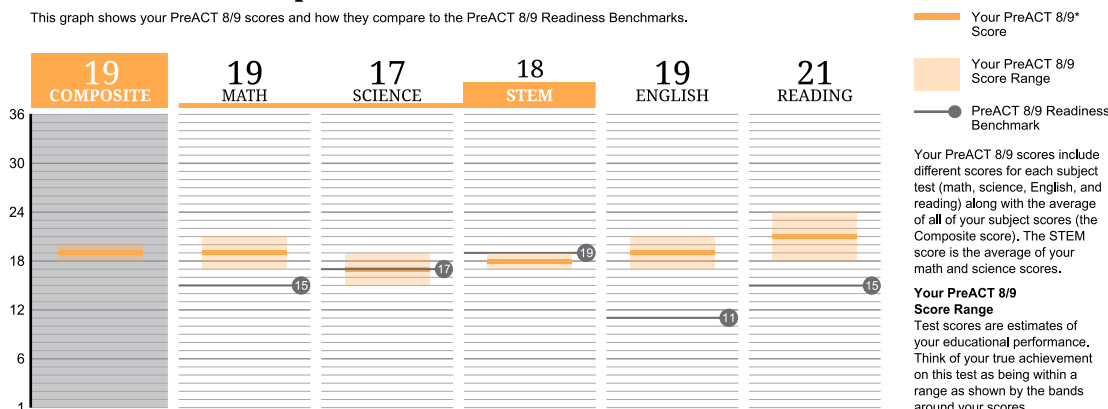
Your STEM score is the average of the math and science test scores. You can compare your STEM score to the PreACT 8/9 STEM Readiness Benchmark to see if you are on target to be ready for first-year college courses in science, technology, engineering, and math (STEM).

ANN C. TAYLOR (ID#: 123876)
Test Date: October 8, 2021
 WASHINGTON HIGH SCHOOL (Code: 123456)
 Grade: 8

PreACT[®] 8/9
Student Report

Your PreACT[®] 8/9 Composite Score is 19

This graph shows your PreACT 8/9 scores and how they compare to the PreACT 8/9 Readiness Benchmarks.



Your Predicted PreACT and ACT Score Ranges

PreACT 8/9, PreACT, and the ACT® test cover the same subject areas. PreACT 8/9 is designed for 8th and 9th graders, PreACT is designed for 10th graders, and the ACT is designed for 11th and 12th graders. Together, the three assessments measure your college readiness skills as you progress through school. Your PreACT 8/9 and PreACT scores can be used to predict how you are likely to do if you take the ACT as an 11th grader. Keep in mind that this score range is only an estimate, not a guarantee. Improving your study habits or taking more challenging courses may help you score above your predicted ACT scores.

You can use these predicted score ranges to see if you are on target to achieve the scores you want by the time you take the PreACT and ACT in high school. PreACT 8/9 can help you determine if there are subject areas where taking additional courses or gaining additional skills might improve your preparation for college.

Your Predicted PreACT® Composite Score Range is 21–24

The predicted PreACT score ranges assume you will have typical achievement growth and take the PreACT test in 10th grade.

21–24 COMPOSITE	21–25 MATH	19–23 SCIENCE	20–23 STEM	21–25 ENGLISH	22–27 READING
--------------------	---------------	------------------	---------------	------------------	------------------

Your Predicted ACT Composite Score Range is 22–26

The predicted ACT score ranges assume you will have typical achievement growth and take the ACT test in spring of 11th grade.

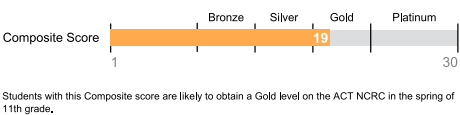
22–26 COMPOSITE	22–27 MATH	20–25 SCIENCE	20–25 STEM	22–27 ENGLISH	22–29 READING
--------------------	---------------	------------------	---------------	------------------	------------------

Progress Toward the ACT National Career Readiness Certificate

Progress Toward the ACT National Career Readiness Certificate provides information about your level of career readiness based on your PreACT 8/9 composite score. More specifically, this indicator provides an estimate of the ACT National Career Readiness Certificate (ACT® NCRC®) that students with your PreACT 8/9 Composite score are likely to obtain at 11th grade. The ACT NCRC is an assessment-based credential that documents foundational work skills important for job success across industries and occupations. Visit act.org/NCRC-indicator to learn more.

Progress Toward the ACT National Career Readiness Certificate®

This indicator predicts the ACT National Career Readiness Certificate (ACT NCRC®) that students with this PreACT 8/9 Composite score are likely to obtain. The ACT NCRC is an assessment-based credential that documents foundational work skills important for job success across industries and occupations. Visit www.act.org/NCRC-indicator to learn more.



US Rank

Composite	68%
Math	74%
Science	50%
STEM	60%
English	70%
Reading	74%

How do you compare with other students who took PreACT?

Next to *Progress Toward the ACT® National Career Readiness Certificate®*, you will find the percentile ranks of your scores (*US Rank*). The percentile ranks can help you understand how your scores compare to the scores of other students in the United States who took the PreACT 8/9 test. The percentile ranks are the percentage of students who earned a score equal to or lower than your score. In the example above, the percentile rank for Math is 74%. This means that the student scored as high or higher than 74% of students in the United States who took the PreACT 8/9 test.

Your Detailed PreACT 8/9 Results

Below your predicted PreACT and ACT score ranges, you will find a list of topics — also known as reporting categories — that were covered on each of the four subject tests: English, math, reading, and science. Next to each topic is the number of questions you answered correctly and the total number of questions related to that topic. A small number of questions were included on the test for developmental purposes. These questions did not count toward your score and are noted as N/A in the tables in the Item Response Analysis section of your report. The report also shows the percentage of the questions you answered correctly for each topic. The bar graph helps you to see your topics with the highest and lowest percent correct, and can help you understand your areas of strength and weakness.

Your Detailed PreACT 8/9 Results

The scores below represent your performance on reporting categories measured by the test. Reporting category designations are provided to help you to start to focus on strengths and weaknesses. Categories with only a few items may be less representative of your overall performance in that category.

MATH			ENGLISH		
	Correct/Total†	Percent Correct		Correct/Total	Percent Correct
Preparing for Higher Math	17/28	61%	Production of Writing	12/17	71%
• Number & Quantity	5/5	100%	Knowledge of Language	0/0	N/A
• Algebra	4/6	67%	Conventions of Standard English	9/15	60%
• Functions	5/6	83%			
• Geometry	2/6	33%	READING		
• Statistics & Probability	2/5	40%	Key Ideas & Details	8/11	73%
Integrating Essential Skills	2/4	50%	Craft & Structure	5/9	56%
Modeling	4/10	40%	Integration of Knowledge & Ideas	0/0	N/A
SCIENCE					
Interpretation of Data	7/11	64%			
Scientific Investigation	5/6	83%			
Evaluation of Models, Inferences & Experimental Results	4/8	50%			

Your Plans for High School and Beyond

Compare Your Courses to Core

What is Core? Core is a suggested minimum set of college preparatory courses to be taken in high school. When thinking about what courses you should take, consider not only the number of courses you take, but also the content, level, and challenge of those courses.

So, what courses should you be taking? Following are the minimum number of courses as recommended by *A Nation at Risk*, the prominent report on American education from the National Commission on Excellence in Education:

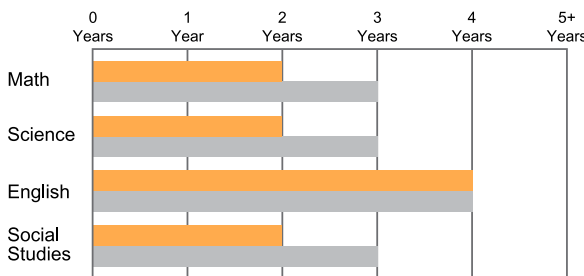
- ☐ 4 years of English
- ☐ 3 years of math
- ☐ 3 years of laboratory science
- ☐ 3 years of social studies

When you took PreACT 8/9, you were asked about the courses you plan to take in high school. This section of your Student Report compares your plans to Core recommendations. In the example below, this student should plan to take at least one more year of math, social studies, and science to meet Core. Talk to your counselor if your high school course plans fall short of Core.

Successfully completing additional courses like speech, trigonometry, calculus, physics, and advanced history can result in higher ACT scores. This means you're more likely to do well in typical first-year college courses.

Your High School Course Plans Compared to Core

A college-preparatory **core** curriculum refers to students taking 4 years of English and 3 years each of math, social studies, and science.



You ■ Core ■

Your course-taking plans fall short of a college-preparatory core curriculum in 3 subjects. Your chances for college success can be enhanced by completing additional courses in math, social studies, and science. You may want to talk to your counselor or teacher(s) to make sure you are getting the courses you need.

Compare Your Scores to PreACT 8/9 Readiness Benchmarks

Thinking about college?

A college education can open many doors for you. In fact, most jobs (and almost all high-paying jobs) require some education or technical training after high school. While college may seem a long way off, you can be preparing now by taking (and working hard in) challenging core courses in high school. This way, you'll have the best chance to learn the skills you need to be ready for college.

PreACT 8/9 Readiness Benchmarks

How can you tell if you're on target for college? Your PreACT 8/9 results give you an early indication of how likely you are to be ready for college-level work if your academics continue at the current pace. ACT has identified benchmark scores that reflect the foundation you are developing for the skills you will need by the time you finish high school.

Look again at the graph on the first page of your Student Report that shows your scores for each test. Compare your scores to the PreACT 8/9 Readiness Benchmarks (the gray lines with numbers). Students that score at or above the PreACT 8/9 Readiness Benchmark in English, math, and science are likely to be ready to succeed in entry-level college courses in these subjects when they graduate from high school. Students scoring at or above the reading benchmark are likely to be developing the level of reading skills they will need to be college ready. Of course, this assumes students will continue to work hard and take challenging courses throughout high school.

Your College Readiness Action Plan

- ☐ Look at how your score ranges compare to the PreACT 8/9 Readiness Benchmarks on your Student Report.
 - Are your score ranges at or above the benchmark scores? If so, you are doing well, but keep working hard. There is still a lot you need to learn.
 - Are your score ranges below the benchmark scores? It's important to start taking action now. Talk to your teachers or counselor about how you can improve in these areas. Remember, there is still time to get on target. Review the suggestions for improving your skills on the back of your report.
- ☐ Make sure you are taking the recommended number and level of core courses.
- ☐ Begin thinking about what you would like to study in college.

Remember, you still have time to improve your skills before you graduate from high school, but you need to be sure you have a plan for your high school years.

Your Education and Career Journey

Get Started

It's not too soon to begin exploring possible careers, but there are thousands of occupations in the work world. With so many to explore, where do you begin? Your PreACT 8/9 Student Report helps you start by focusing on a few Career Areas (groups of similar occupations) related to your interests. Take a look at the **Your Education and Career Journey** section of your score report.

The Career Map

Exploring careers is easier if you have a good map. The Career Map can give you a sense of direction. The Map shows how Career Areas differ in their involvement with four basic work tasks:

People: People you help, serve, care for, or sell things to

Data: Facts, numbers, files, and business procedures

Things: Machines, tools, living things, and materials (like food, wood, or metal)

Ideas: Knowledge, insights, and new ways of expressing something (using words, music, etc.)

These four work tasks are the four “compass points” of the Map. For example, occupations in Career Area C (Management) mostly involve working with people and data, so it is located in the upper left part of the Map, as are other Career Areas involving people and data. On the other side of the Map, Career Area P (Natural Science & Technologies) mostly involves working with ideas and things.

Your Interests

Take a look at your Career Map. Seeing the similarities and differences between Career Areas can help you think about where to start exploring, but the Map does even more. As part of PreACT 8/9, you were asked to complete an interest inventory. If you completed it, your results are shown on the Career Map. The shaded parts of the Map show Career Areas that align with your preferred work tasks.

Find the Career Areas in the shaded parts of the Map. Which basic work tasks do they involve? Select some Career Areas that look good to you now. Information (such as work tasks, salary, growth, and entry requirements) on occupations in these Career Areas is found at act.org/collegeplanning.

About Region 99

My interest inventory results are in Region 99. What does that mean?

Your pattern of interest scores does not suggest a clear direction at this time. Think about your preferences for the four basic work tasks (people, data, things, and ideas). This can help you select Career Areas to explore.

On Target for Your Career Area?

Throughout your education journey, it is important to be prepared to do well in the classes you take during high school, and to be ready for college courses later on. The Profile for Success shows a range of ACT Composite scores typical of successful college sophomores—those having a B grade average or higher in their college courses.

When you completed PreACT 8/9 you were asked to choose one of 26 Career Areas containing occupations you like best. We used your answer to make the Profile for Success relevant to you. The Profile for Success score range on your report is based on successful college sophomores in majors related to the Career Area you chose. (No Profile for Success score range is reported if you did not choose a Career Area.)

By comparing your predicted ACT Composite score range to the Profile for Success score range, you can see how you are measuring up. If your predicted score range overlaps or exceeds the Profile for Success, you are on track. Staying on track involves taking challenging classes during high school and doing well in them. If your score range falls short of the Profile for Success, it's a good time to look at the classes you are planning to take during high school to make sure that you are preparing for success. Also, learn more about the occupations in your preferred Career Area and the preparation needed. This can help you build a plan for improving your future readiness for college and career.

Your Interest-Career Fit

As noted previously, when you completed PreACT 8/9 you were asked to complete an interest inventory and choose one of 26 Career Areas containing occupations you like best. Your Interest-Career Fit shows the level of agreement between your interests right now and the Career Area you chose. Do you think your interests fit this Career Area? Your interests can change as you have more experiences and learn more about what you like and dislike. It is good to know, though, that people are usually more satisfied and successful when they are interested in the kinds of work they do. Exploring occupations in Career Areas that fit you well is an important part of planning for your future.

Exploring Careers

When you think about how important work will be in your life, it makes sense to start planning early. Counselors, teachers, and parents can make suggestions, but it's up to you to put it all together. Here are some good ideas to get you moving in the right direction.

SEARCH for information about occupations that sound good to you. We suggest you start at act.org/collegeplanning.

GATHER firsthand information about careers you are considering, if possible. Talk with people who work in careers on your list. Ask them what a typical day is like, how they prepared for their career, and what they like and dislike about their job.

FIND OUT how to prepare for your future. Learn about the entry requirements for an occupation you are thinking about. Are they in line with your plans for education after high school? Will you need to adjust your educational plans to prepare for this career? Talk to your counselor or teacher if you have questions.

Your Education and Career Journey

The Career Map shows 26 Career Areas (groups of similar occupations) according to their basic work tasks: working with People, Things, Data, and Ideas. The Career Map is divided into 12 regions. Each region has its own unique mix of work tasks. For example, Career Area P (Natural Science & Technologies) mostly involves working with Ideas and Things. What do you think Career Area C involves?

Your Interests

Your interest inventory results are shown on the Career Map. The shaded regions show the kinds of work tasks you prefer and the Career Areas you may like. Visit www.act.org/collegeplanning to find out more about occupations in these Career Areas.

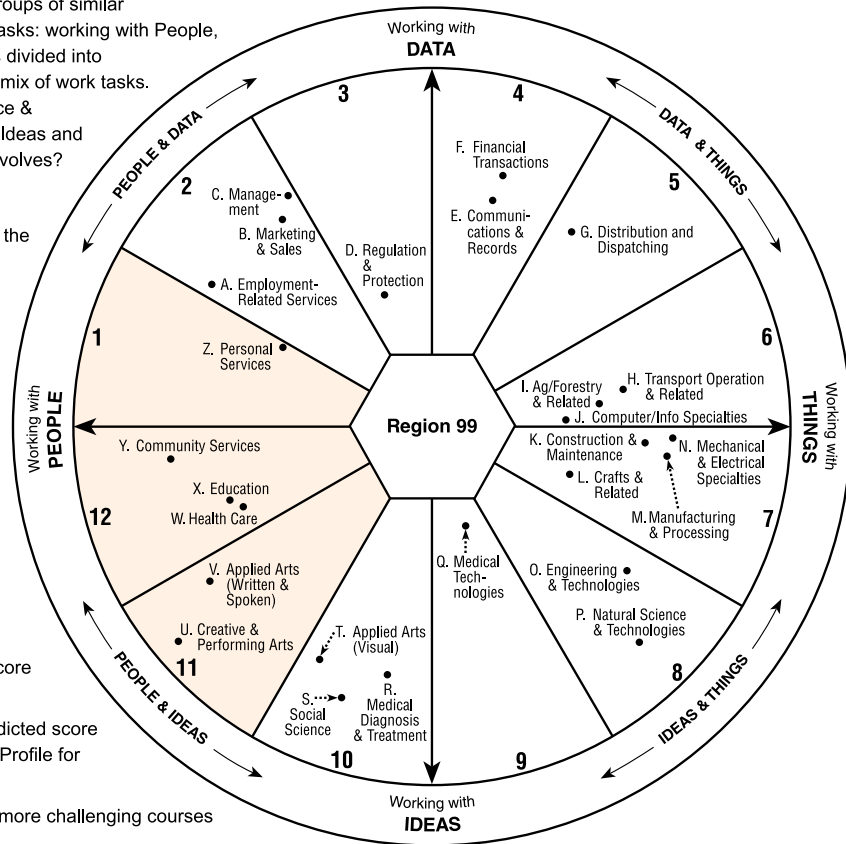
On Track?

Your Predicted ACT Composite Score range: 22–26

Profile for Success: You told us you prefer Career Area C: Management. Successful college students in majors related to this Career Area often have an ACT Composite Score in the range of 21–25.

Compare your Predicted ACT Composite Score range to your Profile for Success.

- You're on track for success if your predicted score range overlaps with, or is above, your Profile for Success score range.
- Improving your study skills and taking more challenging courses may help you improve your scores.



Your Interest-Career Fit

Do your interests fit the Career Area you prefer? You told us:

Management



We compared your Career Area to your interest inventory results. You are somewhat interested in the kinds of work done in this Career Area. Workers are often more satisfied when their interests fit the kinds of work they do.

Start Exploring! ACT provides free information on hundreds of education and career options at www.act.org/collegeplanning.

Next Steps

For more information regarding using your PreACT 8/9 Results please scan this code or visit <https://success.act.org/s/article/Using-Your-PreACT-8-9-Results>



Building Your Skills

The back of your Student Report describes the skills and knowledge you have probably already developed. You'll also see some ideas for building your skills and knowledge even further in the different subject areas. The descriptions and suggestions are based on your own scores and are intended to help you strengthen your skills and understanding in important ways in each subject area. You will definitely want to discuss these ideas with your counselors, teachers, and parents so that you can work together to get the most from your courses and reach the goal of being "college ready." You can also review the answers you gave to each of the questions on PreACT 8/9, except for the items which were added for developmental purposes. Refer back to your test booklet to check on those questions you answered incorrectly and which response was correct.

Your Item Response Analysis

Ask for your test booklet so you can review the questions and your answers. A small number of questions were included on the test for developmental purposes. These questions marked as "N/A" in the tables did not count toward your score. Ideas for Progress are based on your scores. The improvement suggestions provided are a sample of the Ideas for Progress for your subject scale score. Your particular profile of strengths and weaknesses will influence which suggestions are most relevant for you. More information can be found at www.act.org/standards/ideasforprogress.

MATH

Correctly Answered: **20 of 32**
Omitted: **1 of 32**
Incorrectly Answered: **11 of 32**

Question	Correct Answer	Incorrect Response
1	A	
2	F	
3	B	E
4	G	H
5	D	
6	H	
7	A	
8	N/A	N/A
9	D	E
10	H	
11	B	
12	J	
13	C	B
14	G	
15	E	C
16	K	
17	D	
18	H	G
19	C	
20	K	F

Question	Correct Answer	Incorrect Response
21	A	
22	J	
23	B	A
24	G	
25	E	D
26	F	
27	N/A	N/A
28	J	F
29	C	
30	H	
31	N/A	N/A
32	F	
33	D	-
34	G	H
35	E	

Ideas for Progress

Number & Quantity

- recognize, identify, and apply basic properties of real numbers (e.g., commutative, associative, identities)

Algebra

- evaluate algebraic expressions and solve simple equations, using integers for Algebra

Functions

- use function notation to create equations that model real-world and mathematical problems

Geometry

- find area and perimeter of triangles and rectangles by substituting given values into standard geometric formulas

Statistics & Probability

- gather, organize, display, and analyze data in a variety of ways for use in problem solving

SCIENCE

Correctly Answered: 14 of 25

Omitted: 2 of 25

Incorrectly Answered: 9 of 25

Question	Correct Answer	Incorrect Response
1	A	
2	F	
3	B	
4	G	H
5	N/A	N/A
6	H	
7	A	
8	F	G
9	D	
10	H	
11	N/A	N/A
12	J	
13	N/A	N/A
14	G	
15	A	
16	G	-
17	D	A
18	H	
19	B	C
20	F	J

Question	Correct Answer	Incorrect Response
21	A	C
22	J	
23	N/A	N/A
24	N/A	N/A
25	D	
26	F	-
27	C	
28	J	F
29	C	B
30	H	J

Ideas for Progress

Interpretation of Data

- create a visual display that summarizes a set of raw data

Scientific Investigation

- read experiments, and identify the tools and measurements used

Evaluation of Models, Inferences & Experimental Results

- critique the claims and evidence presented by peers by citing examples from data sets that support or refute their claims

A blank response is marked with a dash (-).

A response with more than one answer is marked with an asterisk (*).

Free ACT Prep to Help You Improve Your Scores

You can find a free ACT practice test and other resources at act.org/testprep. These resources can help you perform better on the PreACT and ACT tests later in high school.

ACT[®]