


# PORT NECHES-GROVES ISD

HONOR · PRIDE · TRADITION

School FIRST Report 2022-2023  
Board Update and Public Hearing  
Monday, December 11, 2023



# Agenda

Overview of School FIRST

Port Neches-Groves ISD's Performance

Other Required Disclosures

# Financial Integrity Rating System of Texas


- Developed by TEA in 1999
- Measures the Performance of School District Financial Resources
- Ratings based on 20 indicators established by the Commissioner of Education
- 21<sup>st</sup> Year of FIRST Reporting



# First Rating Matrix

## 2022-2023 Rating Year (2021-2022 Data)


# of Indicators	20
<b>Ratings</b>	<b>Points</b>
Superior (A)	90-100
Above Standard (B)	80 -89
Meets Standard (C)	70-79
Substandard (F)	< 70



# PNGISD 2021-22 FIRST Performance

## 2022-2023 Rating Year (2021-2022 Data)

Ceiling Indicators	Points	Max Rating
Indicator 4 – Timely Payments	95	A – Superior
Indicator 6 – Avg Change Fund Balance	89	B – Above Standard
Indicator 16 – PEIMS to AFR	89	B – Above Standard
Indicator 17 – Material Weakness	79	C – Meets Standard
Indicator 20 – Property Values & Tax Discussion	89	B – Above Standard



# 2021-2022 Indicators Not Scored for FIRST

- Indicator 5 – Is a district's unrestricted net asset position positive
- Indicator 10 – Did the school district average less than a 10 percent variance (90% to 110%) when comparing budgeted revenues to actual revenues for the last 3 fiscal years?
- Indicator 14 – Did the school district not have a 15 percent decline in the students to staff ratio over 3 years (total enrollment to total staff)?
- Indicator 15 – ADA within allotted range of district's biennial pupil projection submitted to TEA due to COVID-19

Indicator #	Indicator Description	Score
1	Was the complete annual financial report (AFR) and data submitted to the TEA within 30 days of the November 27 or January 28 deadline depending on the school district's fiscal year end date of June 30 or August 31, respectively?	Yes
2	Was there an unmodified opinion in the AFR on the financial statements as a whole?	Yes
3	Was the school district in compliance with the payment terms of all debt agreements at fiscal year end?	Yes
4	Did the school district make timely payments to the Teachers Retirement System (TRS), Texas Workforce Commission (TWC), Internal Revenue Service (IRS), and other government agencies? Indicating by receiving NO warrant-holds during the fiscal year.	Yes Ceiling Passed
5	Was the total unrestricted net position balance (Net of the accretion of interest for capital appreciation bonds) in the governmental activities column in the Statement of Net Position greater than zero?	N/A
6	Was the average change in (assigned and unassigned) fund balances over 3 years less than a 25 percent decrease or did the current year's assigned and unassigned fund balances exceed 75 days of operational expenditures? (If the school district fails indicator 6, the maximum points and highest rating that the school district may receive is 89 points, B = Above Standard Achievement.)	Ceiling Failed
7	Was the number of days of cash on hand and current investments in the general fund for the school district sufficient to cover operating expenditures (excluding facilities acquisition and construction)?	10

Indicator #	Indicator Description	Score
8	Was the measure of current assets to current liabilities ratio for the school district sufficient to cover short-term debt?	10
9	Did the school district's general fund revenues equal or exceed expenditures (excluding facilities acquisition and construction)? If not, was the school district's number of days of cash on hand greater than or equal to 60 days?	10
10	Did the school district average less than a 10 percent variance (90% to 110%) when comparing budgeted revenues to actual revenues for the last 3 fiscal years?	10
11	Was the ratio of long-term liabilities to total assets for the school district sufficient to support long-term solvency? (If the school district's increase of students in membership over 5 years was 7 percent or more or 1,000 or more students in membership, then the school district passes this indicator.)	8
12	What is the correlation between future debt requirements and the district's assessed property value?	8
13	Was the school district's administrative cost ratio equal to or less than the threshold ratio?	10
14	Did the school district not have a 15 percent decline in the students to staff ratio over 3 years (total enrollment to total staff)?	10



Indicator #	Indicator Description	Score
15	Was the school district's ADA within the allotted range of the district's biennial pupil projection(s) submitted to TEA?	5
16	Did the comparison of Public Education Information Management System (PEIMS) data to like information in the school district's AFR result in a total variance of less than 3 percent of all expenditures by function?	Ceiling Passed
17	Did the external independent auditor report that the AFR was free of any instance(s) of material weaknesses in internal controls over financial reporting and compliance for local, state, or federal funds and free from substantial doubt about the school district's ability to continue as a going concern?	Ceiling Passed
18	Did the external independent auditor indicate the AFR was free of any instance(s) of material noncompliance for grants, contracts, and laws related to local, state, or federal funds?	10
19	Did the school district post the required financial information on its website in accordance with Government Code, Local Government Code, Texas Education Code, Texas Administrative Code and other statutes, laws and rules that were in effect at the school district's fiscal year end?	5
20	Did the school district's administration and school board members discuss any changes and/or impact to local, state, and federal funding at a board meeting within 120 days before the district adopted its budget?	Ceiling Passed
<b>Rating: B = Above Standard Achievement Score</b>		<b>89</b>

# 2022-23 School FIRST Reporting

Reimbursements Received by the Superintendent and Board Members  
For the Twelve-Month Period Ending August 31, 2022

Description of Reimbursements	<u>Superintenden</u>	<u>Scott Bartlett</u>	<u>Brandon Cropper</u>	<u>Dallon James</u>	<u>Jake Lefort</u>	<u>Dustin Marsh</u>	<u>Lana Parker</u>	<u>Eric Sullivan</u>
Meals	\$ 1,247.75	\$ -	\$ -	\$ -	\$ -	\$ -	\$ -	\$ -
Lodging	-	-	-	-	-	-	-	-
Transportation	2,600.40	-	-	-	-	-	-	-
Motor Fuel	-	-	-	-	-	-	-	-
Other	-	-	90.00	-	125.00	25.00	25.00	125.00
<b>Total</b>	<b>\$ 3,848.15</b>	<b>\$ -</b>	<b>\$ 90.00</b>	<b>\$ -</b>	<b>\$ 125.00</b>	<b>\$ 25.00</b>	<b>\$ 25.00</b>	<b>\$ 125.00</b>

All "reimbursements" expenses, regardless of the manner of payment, including direct pay, credit card, cash, and purchase order are to be reported.

Items to be reported per category include:


Meals – Meals consumed out of town, and in-district meals at area restaurants (outside of board meetings, excludes catered board meeting meals).

Lodging – Hotel charges

Transportation – Airfare, car rental (can include fuel on rental, taxis, mileage reimbursements, leased cars, parking and tolls).

Motor fuel – Gasoline

Other – Registration fees, phone, internet service, fax machine, & other reimb. (or on-behalf) to the superintendent/board member not defined above.




# 2022-23 School FIRST Reporting

Superintendent's Contract – available online at:

[Superintendent's Contract](#)

Annual Financial Report (2021-2022) – available at:

[AFR For The Year Ended August 31, 2022](#)



# Public Comment Questions

