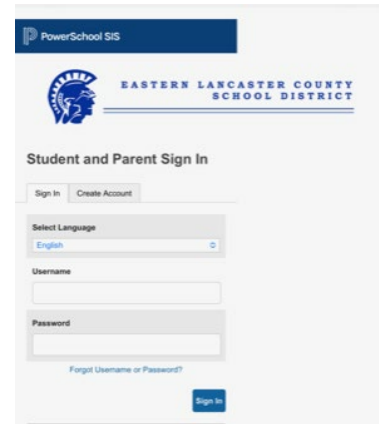
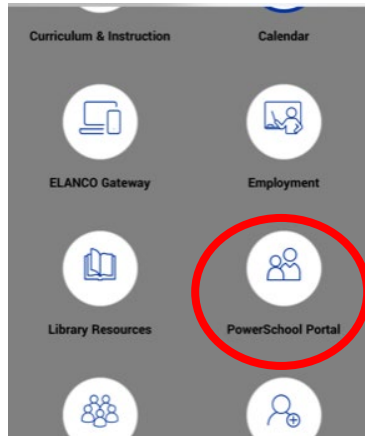
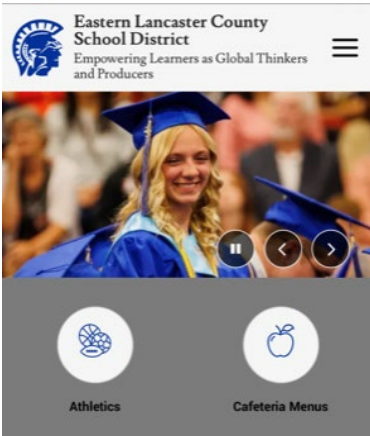


## Accessing the PowerSchool Parent Portal from a mobile device

<b>Step 1:</b> From your phone's browser, type <a href="http://www.elanco.org">www.elanco.org</a> and open the ELANCO website	<b>Step 2:</b> Scroll down until you see PowerSchool Portal	<b>Step 3:</b> Log into your PowerSchool account
---	---	--



<b>Step 4:</b> Expand the left-hand menu by clicking on the right pointing arrow	<b>Step 5:</b> Click on Annual Student Information Update to complete the update for the 23/24 school year
--	--

