

County: Middlesex
 District: Sayreville School District
 298 Ernston Road
 Parlin, NJ 08859

2022-2023
 Principal: Mrs. Stacey Coglianese
[School Website](#)
 732-316-4050

	847 Total Students		PK-05 Grades Offered		5.4% English Learners
	18.7% Students with Disabilities		11.2 years Avg Teacher Experience		37.0% Economically Disadvantaged
	9:1 Student to Teacher Ratio				

The summary reports are meant to provide parents, educators, and communities highlights from the district, along with a high-level summary of how well a school or district is performing. We encourage you to use these reports to:

- **Learn more** about this school or district by viewing the detailed report. Use the link in the "Jump to" menu at the top right.
- **Start conversations** with school community members and ask questions. Use the one-page guides on the [Resources page](#) for suggestions.
- **Engage** with your school communities to identify where schools are doing well and where they can improve.

School Highlights Reported by the District:

- Samsel Upper Elementary School is a 4th and 5th grade school that participates in philanthropic events and social-emotional learning activities for students in addition to rigorous academics.
- Students participate in social-emotional learning activities during Morning Meeting time through the use of minilessons and activities to foster friendship and positive connections.
- Students may participate in clubs and activities such as Willabees, Unified Sports, Student Ambassadors and Sayreville Recreation Sports.

How does student growth compare to other students?

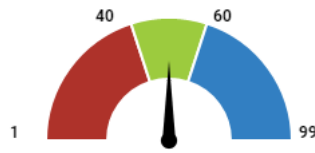
This section shows the median student growth percentile for English Language Arts (ELA) and mathematics.

Each student gets a **student growth percentile (SGP)** from 1 to 99 for English (4th to 8th grade) and Math (4th to 7th grade) that explains their progress compared to students who had similar test scores in the past.

If the student growth percentiles for all students in the school are ordered from smallest to largest, the **median student growth percentile (mSGP)** is the percentile in the middle of that list.

English Language Arts

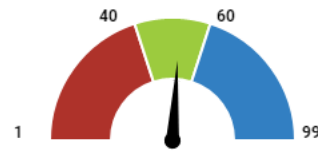
- Below Standard: 1 - 39.5
- Met Standard: 40 - 59.5
- Exceeds Standard: 60 - 99



50
Met Standard

Mathematics

- Below Standard: 1 - 39.5
- Met Standard: 40 - 59.5
- Exceeds Standard: 60 - 99



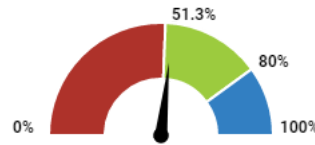
52
Met Standard

How did students perform on assessments?

This section shows the percentage of students who met or exceeded expectations on statewide assessments (NJSLA and DLM). This percentage reflects the federal proficiency rate which makes adjustments to the proficiency rate if the participation rate was below 95% to ensure reporting on at least 95% of students. The chart indicates whether performance was above the state average or above the state's long-term goal of 80%.

English Language Arts

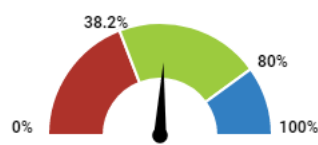
- Below State: 0 - 51.2%
- Met State: 51.3 - 79.9%
- Met Goal: 80 - 100%



53.5%
Met State

Mathematics

- Below State: 0 - 38.1%
- Met State: 38.2 - 79.9%
- Met Goal: 80 - 100%



51.5%
Met State

How to use this report?

- 1 **Learn More** by viewing this full report and reports for other schools and districts. Use the green menu bar at the top of the page to move between different sections of the report.
- 2 **Start Conversations** with school community members and ask questions. Use our guides for suggestions.
- 3 **Engage** with your school communities to identify where schools are doing well and where they can improve.



www.state.nj.us/education
www.njschooldata.org



reportcard@doe.nj.gov



Samsel Upper Elementary School (23-4660-085)

County: Middlesex
District: Sayreville School District
298 Ernston Road
Parlin, NJ 08859

2022-2023
Principal: Mrs. Stacey Coglianese
[School Website](#)
732-316-4050

Are students at risk?

This section shows percentage of students that were absent for 10% or more of the days enrolled with a comparison to the state average.

