



FY 2018 BUDGET PROCESS

Savannah-Chatham Public School System

DAS REMI: 5.A.1 Budget Process

Division of Finance

April 5, 2017



SCCPSS Budget Community Meetings

March 2, 2017– Johnson High

March 7, 2017 – Pulaski Elementary

March 14, 2017 – New Hampstead

March 29, 2017 – Brock Elementary

April 5, 2017 – Whitney Administrative Complex

Purpose

- Promote transparency in the budget process
- Gain community input on budget process and priorities

Budget Process Calendar

November 2016

November 2nd – Begin Enrollment Projections (Staff)

December 2016

December 1st – Begin Staffing Projections (Staff)

January 2017

January 9th – Staff begins Division, Departments and School Budget Preparation on new financial system

March 2017

March 2nd - Begin Community Stakeholder Input (Presentations & Surveys)

April 2017

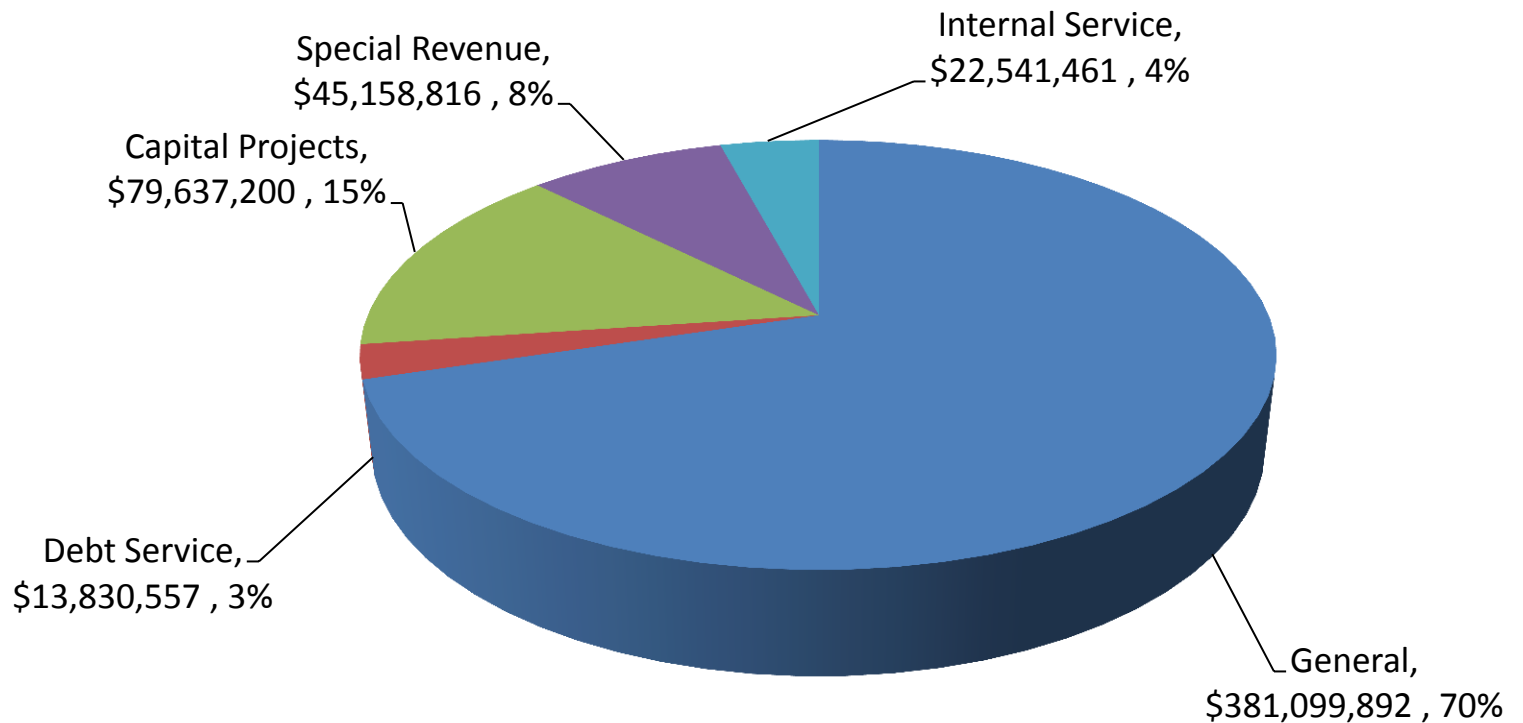
April 10th - Budget Committee Stakeholder Review

Explanation of Funds

- General Fund
- Debt Service Fund
- Capital Projects Fund
 - ESPLOST
 - Maintenance & Operations
- Internal Service Funds
 - Worker's Compensation Fund
 - Employee Dental Plan Fund
- Special Revenue Funds
 - Title I – Improving the Academic Achievement of the Disadvantaged
 - Pre-K
 - School Food Service

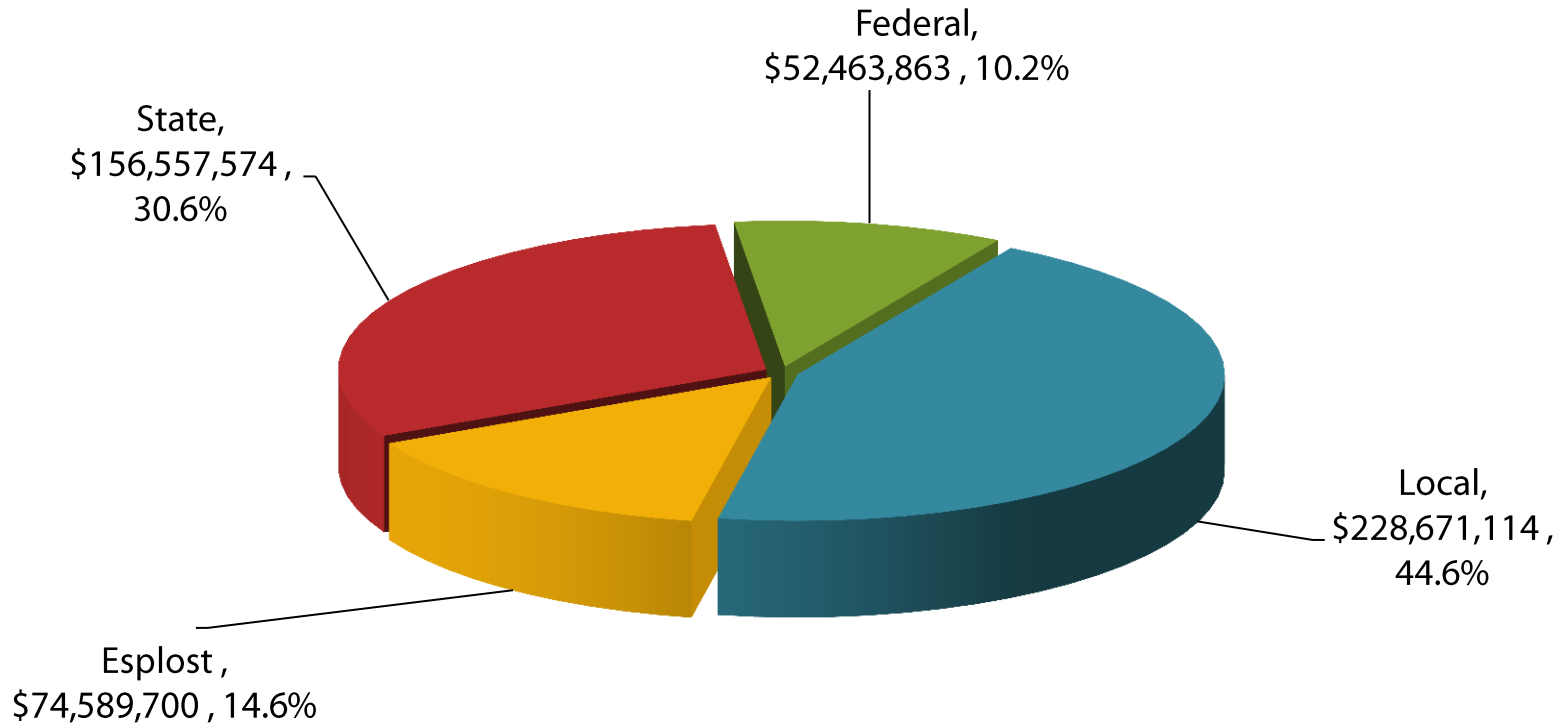
Expenditures by Fund Type SY 17

Total Expenditures - \$542,267,926



Revenue by Source SY 17

Total Revenue - \$512,282,251



***Does not include Inter-Fund Transfers**

Budget Priorities

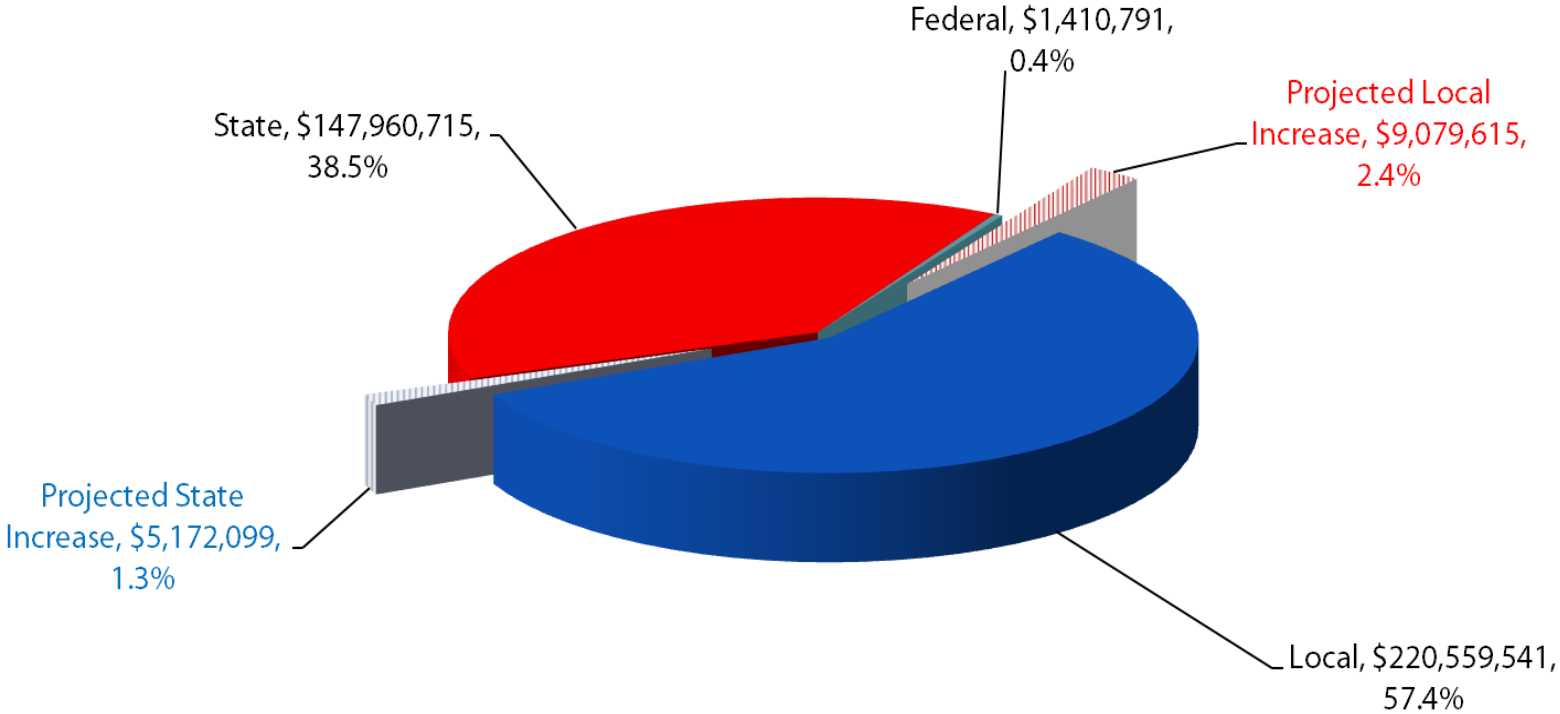
- Must match our Strategic Goals
- Must fit within budget constraints
- Suggestions will be provided to the Budget Committee for consideration
- Must be reviewed and approved by the Superintendent and his Cabinet

Superintendent Cabinet Priorities

- ❑ Recommend a budget with an ending fund balance seven (7) to ten (10) percent of annual budgeted expenditures. Board Policy DCA.
- ❑ Implement Year 2 of 5 of the Workforce Comprehensive Compensation Analysis Five Year Pay Plan – DAS REMI Goal 4. *Estimated cost: \$12M.*
- ❑ COLA equivalent to Governor's FY2018 Budget recommendation of 2%. *Estimated cost: \$6M*

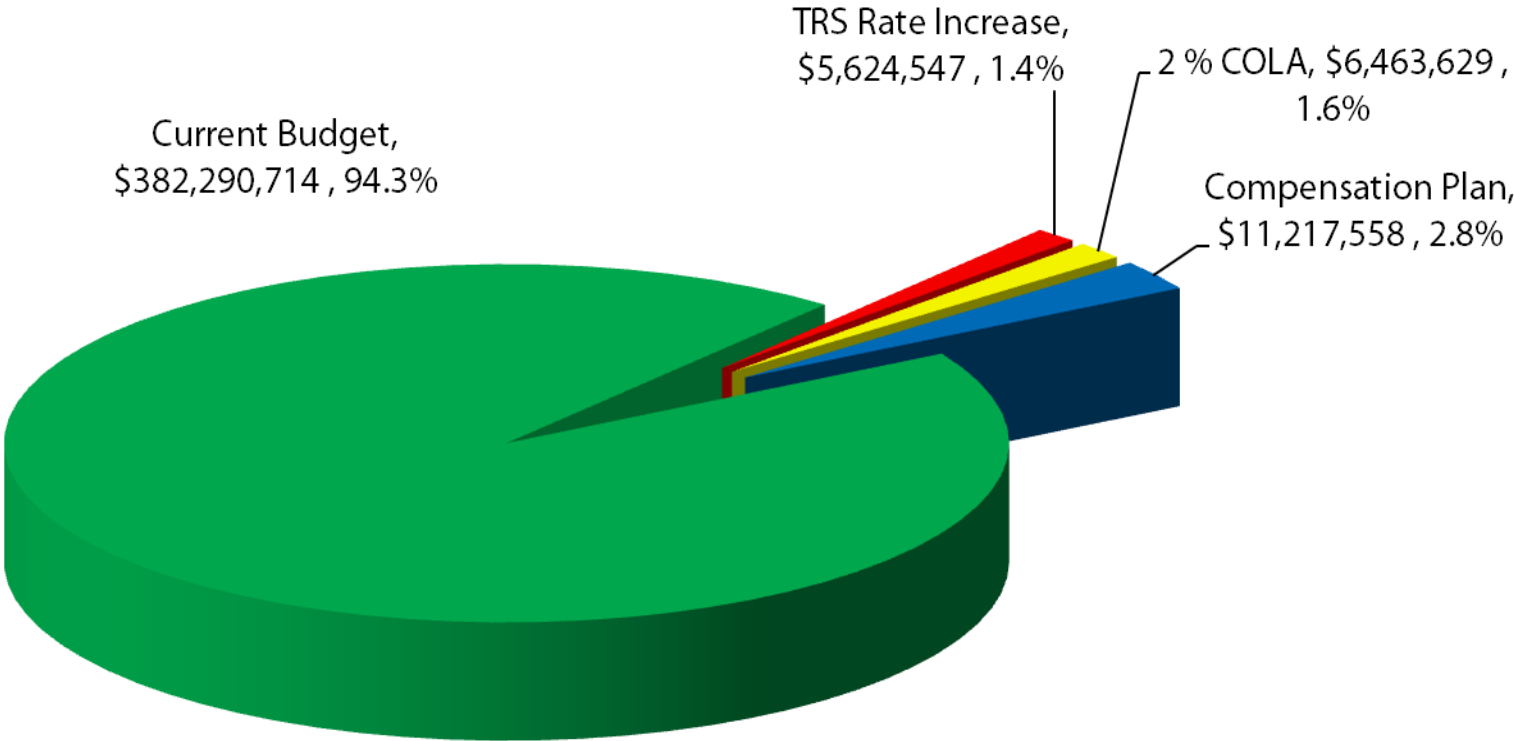
General Fund Projected Revenues by Source

\$384,182,761



General Fund Projected Expenditures by Category

\$405,596,448





Questions and comments

Email suggestions to:

BudgetCommittee@sccpss.com