Michigan Department of Treasury
3881 (Rev. 09-19)

Completion: Required for Qualification.

Application for Preliminary Qualification of Bonds

School Bond Qualification and Loan Program
for

Walled Lake Consolidated School District

Contents **Tab**

Certificate . . . . . .Pg 1-Board Cert

Financial Summary . . . . . Pg 2-Financial Summary

Enrollment Projections . . . . . Pg 3-Enrollment

Project Sheet* . . . . . .Pg 4-Proj. Sheet

Building Utilization . . . . . Pg 5-Bldg Utilization

Utilization Summary . . . . . Pg 6-Util Summary

Facility Summary . . . . . Pg 7-Facility Summary

Cost Summary . . . . . Pg 8-Cost Summary

***Include building floor plans and cost estimates for each project.**

For additional information about the School Bond Qualification and Loan Program, visit:
Michigan Department of Treasury
Bureau of State and Authority Finance
School Bond Qualification and Loan Program
430 West Allegan Street
Lansing, Michigan 48922
517-335-0994
517-241-1233 (f)
http://www.michigan.gov/sblf

Application for Preliminary Qualification of Bonds

Issued under authority of Public Act 92 of 2005, as amended

Election Date
May 7, 2024

Application No.
63-290-4-K12-29-01

District Name and Address
Walled Lake Consolidated School District
850 Ladd Road, Building D
Walled Lake, MI 48390

School District Code and Phone No.
63290
248-956-2000

Superintendent Name and Email
Dr. John Bernia
JohnBernia@wlcsd.org

Superintendent Phone No.
248-956-2011

Superintendent FAX No.
n/a

Mailing Instructions

Return ONE originally signed copy to your bond counsel by **OVERNIGHT MAIL.**
Retain ONE originally signed copy for your files.

Your bond counsel will transmit an electronic copy to the Department of Treasury, financial consultant, architectural firm, and construction management firm.

Certificate

I, the undersigned, Secretary of the Board of Education, do certify hereby that the Board of Education of this School District, at a **(~~regular~~/special)** meeting of the Board, which was conducted and for which public notice of said meeting was given pursuant to and in full compliance with Act 276 of the Public Acts of 1976 (Open Meetings Act), on this **December 18, 2023** took the following action:

(1) Resolved to apply for preliminary qualification of bonds by the State Treasurer for the purpose of financing the school construction description in this application.

(2) That said application is presented to the State Treasurer for action prior to the official action of the Board of Education calling the election on said bond issue.

(3) Resolved that this Board of Education will present a final qualification application to the State Treasurer for qualification of their bonds after this bond issue has been approved by the electors of said district.

(4) Read this application and approved all statements and representations contained herein as true to the best knowledge and belief of the Board.

(5) Authorized the Secretary of the Board of Education to sign this Preliminary Application and submit same to the State Treasurer for review and approval.

IN WITNESS whereof, I have hereunto set my hand this **December 18, 2023**

Shayna Levin Secretary, Board of Education	Signature of Secretary
Stephanie Kaplan Treasurer, Board of Education	Dr. John Bernia Superintendent of Schools
Miller, Canfield, Paddock & Stone Bond Counsel	150 W. Jefferson, Suite 2500, Detroit, MI 48226 Mailing Address
PFM Financial Advisors, LLC Financial Consultant	555 Briarwood Circle, Ste 333, Ann Arbor, MI 48108 Mailing Address
TMP Architecture, Inc Architectural Firm	1191 W Square Lake Rd., Bloomfield Hills, MI 48302 Mailing Address
Auch Construction Construction Management Firm	65 University Drive, Pontiac, MI 48342 Mailing Address

ATTACH PROPOSED BALLOT LANGUAGE.

Financial Summary

WALLED LAKE CONSOLIDATED SCHOOL DISTRICT

Financial information provided as of: 12/14/2023

A. Existing Bond Debt: List each outstanding debt issue separately in chronological order by issue date.

Original Bond Issue			Current Outstanding Principal Balance				Outstanding Principal Balance as of Election Date				Millage	
Issue Date	Purpose	Issue Amount	Current Qualified	Current Non-Qualified	Current Non-Voted	Current Total	Qualified	Non-Qualified	Non-Voted	Election Date Total	Levied This Tax Year	Estimate Next Tax Year
2/4/2016	Refunding	$8,675,000	$1,490,000			**$1,490,000**	$0			**$0**	0.3327	
6/27/2019	Bldg & Site	54,420,000	54,420,000			**54,420,000**	54,320,000			**54,320,000**	0.6034	
9/1/2020	Bldg & Site	143,665,000	143,665,000			**143,665,000**	142,125,000			**142,125,000**	1.9950	
2/10/2021	Refunding	66,740,000	62,930,000			**62,930,000**	60,170,000			**60,170,000**	1.1260	
4/21/2022	Bldg & Site	55,490,000	51,240,000			**51,240,000**	50,740,000			**50,740,000**	0.0729	
						0				**0**		
Total			**$313,745,000**	**$0**	**$0**	**313,745,000**	**$307,355,000**	**$0**	**$0**	**$307,355,000**	**4.1300**	**2.79**

Have proceeds of **all** existing bonds been spent? No (If No, provide status of unspent/unaudited bonds)

B. Proposed Bond Issue: List each ballot proposal separately.

Proposal	Amount	Bond Term	Avg Int Rate	Bond Interest	SLRF Interest	Total Interest	Avg Millage	Millage Year 1
Proposal 1	$250,085,000	30 years	5.50%	$292,709,542	$0	**$292,709,542**	1.51	1.26
Proposal 2				0				
Proposal 3				0				
Proposal 4				0				
Combined Issue	**$250,085,000**			**$292,709,542**	**$0**	**$292,709,542**	**1.51**	**1.26**

(Totals may not foot due to differences in the financial structure of individual proposals and a combined bond issue.)

C. School Bond Loan Participation

School Bond Loan Fund					Millage			Est Amt to be Borrowed			
Mandatory Final SBLF Loan Repayment Date	Estimated SBLF Balance as of Election Date	SBLF Beginning Date	Projected SBLF End Date	Estimated SBLF Interest Rate	Initial Computed Millage	Estimated Duration of Computed Millage	Maximum Millage without SBLF Participation	Existing Bonds Amount to be borrowed	Existing Bonds Interest to be accrued	Proposed Bonds Amount to be borrowed	Proposed Bonds Interest to be accrued
N/A	0	N/A	N/A	0.00%	N/A	N/A	4.05	N/A	N/A	N/A	N/A

D. Property Tax Assumptions

Current		Growth Rate				Property Taxes Levied		Pending
Tax Year	Taxable Value	Prior 5 Year Average	Prior 20 Year Average	Projected Rate Years 1 - 5	Projected Rate Years 6+	Winter	Summer	Material Tax Appeals in District
2023	6,280,661,927	5.62%	2.20%	5.00%	2.20%	0.00%	100.00%	No

(If district is aware of any event or circumstance that could significantly affect its future, disclosure must be included.)

E. Key Financial Measures

1st Year Millage Increase	Total Debt to Taxable Value	Weighted Average Maturity of Bonds	120% of Average Useful Life of Assets	Current & Proposed Bond Debt plus SBLF Debt	Total Loans do not exceed 25% of the Taxable Value
-0.08	0.09	21.28	33.90	$557,440,000	TRUE

F. Bond Issuance

Series/ Proposal	Amount	Dated Date	Construction Fund Beg. Date	Construction Fund End Date
1	$50,020,000	6/1/2024	6/1/2024	11/1/2026
2	50,020,000	5/1/2025	5/1/2025	12/1/2027
3	85,765,000	5/1/2026	5/1/2026	8/1/2027
4	64,280,000	5/1/2028	5/1/2028	8/1/2030
5				

G. Certification

The financial impact presented herein is based on certain assumptions regarding interst rates and taxable value growth rates. Actual millage rates may be subject to adjustment based on differences in these assumptions, actual intersert rates, and future taxable value growth.

Prepared By Kari Blanchett

Firm PFM Financial Advisors LLC

555 Briarwood Circle
Suite 333
Ann Arbor, MI 48108

734-994-9700
734-994-9710 fax
www.pfm.com

Table A1

$250,085,000
WALLED LAKE CONSOLIDATED SCHOOL DISTRICT
COUNTY OF OAKLAND, STATE OF MICHIGAN
2024, 2025, 2026, 2028 SCHOOL BUILDING AND SITE BONDS
(GENERAL OBLIGATION - UNLIMITED TAX)

ESTIMATED MILLAGE NEEDED TO RETIRE BONDED DEBT

	Series 2024	Series 2025	Series 2026	Series 2028
Amount:	$50,020,000	$50,020,000	$85,765,000	$64,280,000
TIC:	5.50%	5.50%	5.50%	5.50%
Dated Date:	Jun 1, 24	May 1, 25	May 1, 26	May 1, 28
First Payment:	Nov 1, 24 < 5 Months	Nov 1, 25	Nov 1, 26	Nov 1, 28
First Levy:	Jul 1, 24	Jul 1, 25	Jul 1, 26	Jul 1, 28
Capitalized Int:	$0	$0	$0	$0
Debt/TV[1]:	5.39%	6.15%	6.93%	6.87%
Bond Term:	29 yrs., 11 mo.	30 yrs., 0 mo.	30 yrs., 0 mo.	30 yrs., 0 mo.
1:5 Ratio:	TRUE	TRUE	TRUE	TRUE
Average Life:	19.25	22.07	22.19	21.04
120% ProjUsefulLife:	33.02	47.37	32.44	26.35

Ballot Information	
Election Date	May 1, 2024
First Yr. Millage	1.26
Avg. Millage	1.51

Levy Cycle	July Only
Millage Impact	
Projected	4.05
2023	4.13
Net Increase	-0.08

Interest Factor
1.17

Tax Year	Fiscal Year End	Existing UT Debt $307,355,000	Series 2024 Interest Due Nov 1	Series 2024 Interest Due May 1	Series 2024 Interest Rate	Series 2024 Principal Due May 1	Series 2024 Total Debt Service	Series 2025 Principal Due May 1	Series 2025 Total Debt Service	Series 2026 Principal Due May 1	Series 2026 Total Debt Service	Series 2028 Principal Due May 1	Series 2028 Total Debt Service	Total Proposed Debt	Reimbursement Amount [3]	Delinquency Allowance 8.00%	Use of Funds on Hand $8,028,874	Proposed and Existing UT Debt	Projected Tax Base [2]	Growth Rate	Mills Needed New Bond Avg. 1.51	Mills Needed All Qualified Debt
2023	2024	$19,784,671	$0	$0	5.500%	$0	$0	$0	$0	$0	$0	$0	$0	$0	($104,112)	$2,084,678	$4,293,236	$26,058,472	$6,309,557,452	7.03%		4.13
2024	2025	19,242,376	1,146,292	1,375,550	5.500%	5,200,000	7,721,842	0	0	0	0	0	0	7,721,842	(104,112)	61,834	(90,546)	26,831,393	6,625,035,325	5.00%	1.26	4.05
2025	2026	19,418,141	1,232,550	1,232,550	5.500%	2,700,000	5,165,100	1,000,000	3,751,100	0	0	0	0	8,916,200	(102,096)	107,326	(166,608)	28,172,963	6,956,287,091	5.00%	1.54	4.05
2026	2027	19,934,874	1,158,300	1,158,300	5.500%	600,000	2,916,600	500,000	3,196,100	1,100,000	5,817,075	0	0	11,929,775	(102,096)	112,692	(2,293,634)	29,581,611	7,304,101,445	5.00%	1.54	4.05
2027	2028	20,950,848	1,141,800	1,141,800	5.500%	600,000	2,883,600	500,000	3,168,600	1,300,000	5,956,575	0	0	12,008,775	(102,096)	118,326	(1,915,162)	31,060,691	7,669,306,518	5.00%	1.54	4.05
2028	2029	21,482,297	1,125,300	1,125,300	5.500%	600,000	2,850,600	500,000	3,141,100	700,000	5,285,075	0	3,535,400	14,812,175	(102,096)	124,243	(3,702,893)	32,613,726	8,052,771,844	5.00%	1.54	4.05
2029	2030	21,886,933	1,108,800	1,108,800	5.500%	0	2,217,600	0	2,613,600	0	4,546,575	0	3,535,400	12,913,175	(102,096)	0	(1,368,207)	33,329,806	8,229,581,723	2.20%	1.54	4.05
2030	2031	22,184,197	1,108,800	1,108,800	5.500%	0	2,217,600	0	2,613,600	0	4,546,575	400,000	3,935,400	13,313,175	(102,096)	0	(1,333,667)	34,061,609	8,410,273,711	2.20%	1.54	4.05
2031	2032	22,203,642	1,108,800	1,108,800	5.500%	0	2,217,600	0	2,613,600	100,000	4,646,575	430,000	3,943,400	13,421,175	(102,096)	0	(713,242)	34,809,479	8,594,933,044	2.20%	1.54	4.05
2032	2033	22,624,402	1,108,800	1,108,800	5.500%	0	2,217,600	0	2,613,600	175,000	4,716,075	460,000	3,949,750	13,497,025	(102,096)	0	(445,561)	35,573,770	8,783,646,831	2.20%	1.55	4.05
2033	2034	22,676,105	1,108,800	1,108,800	5.500%	300,000	2,517,600	100,000	2,713,600	325,000	4,856,450	500,000	3,964,450	14,052,100	(102,096)	0	(292,589)	36,333,521	8,976,504,094	2.20%	1.55	4.05
2034	2035	22,968,620	1,100,550	1,100,550	5.500%	300,000	2,501,100	200,000	2,808,100	500,000	5,013,575	500,000	3,936,950	14,259,725	(102,036)	0	0	37,126,309	9,173,595,808	2.20%	1.56	4.05
2035	2036	22,963,815	1,092,300	1,092,300	5.500%	400,000	2,584,600	450,000	3,047,100	850,000	5,336,075	695,000	4,104,450	15,072,225	(102,022)	0	0	37,934,018	9,375,014,947	2.20%	1.60	4.05
2036	2037	22,959,489	1,081,300	1,081,300	5.500%	490,000	2,652,600	790,000	3,362,350	1,290,000	5,729,325	785,000	4,156,225	15,900,500	(102,002)	0	0	38,757,986	9,580,856,524	2.20%	1.66	4.05
2037	2038	22,669,427	1,067,825	1,067,825	5.500%	875,000	3,010,650	965,000	3,493,900	1,465,000	5,833,375	975,000	4,303,050	16,640,975	(101,979)	0	0	39,208,424	9,791,217,642	2.20%	1.70	4.00
2038	2039	22,279,381	1,043,763	1,043,763	5.500%	1,040,000	3,127,525	1,180,000	3,655,825	1,680,000	5,967,800	1,205,000	4,479,425	17,230,575	(100,947)	0	0	39,409,008	10,006,197,533	2.20%	1.72	3.94
2039	2040	22,273,508	1,015,163	1,015,163	5.500%	1,205,000	3,235,325	1,355,000	3,765,925	1,855,000	6,050,400	1,315,000	4,523,150	17,574,800	(99,284)	0	0	39,749,024	10,225,897,608	2.20%	1.71	3.89
2040	2041	21,849,393	982,025	982,025	5.500%	1,370,000	3,334,050	1,530,000	3,866,400	2,080,000	6,173,375	1,380,000	4,515,825	17,889,650	(97,989)	0	0	39,641,054	10,450,421,505	2.20%	1.71	3.79
2041	2042	21,362,255	944,350	944,350	5.500%	1,535,000	3,423,700	1,705,000	3,957,250	2,305,000	6,283,975	1,850,000	4,909,925	18,574,850	(95,623)	0	0	39,841,481	10,679,875,140	2.20%	1.74	3.73
2042	2043	20,852,373	902,138	902,138	5.500%	1,700,000	3,504,275	1,880,000	4,038,475	2,530,000	6,382,200	2,380,000	5,338,175	19,263,125	(94,042)	0	0	40,021,456	10,914,366,750	2.20%	1.76	3.67
2043	2044	16,574,250	855,388	855,388	5.500%	1,865,000	3,575,775	2,055,000	4,110,075	3,230,000	6,943,050	2,540,000	5,367,275	19,996,175	(92,437)	0	0	36,477,988	11,154,006,951	2.20%	1.79	3.27
2044	2045	16,103,500	804,100	804,100	5.500%	2,030,000	3,638,200	2,230,000	4,172,050	3,480,000	7,015,400	2,700,000	5,387,575	20,213,225	(82,443)	0	0	36,234,282	11,398,908,789	2.20%	1.77	3.18
2045	2046	15,625,250	748,275	748,275	5.500%	2,195,000	3,691,550	2,405,000	4,224,400	3,730,000	7,074,000	2,860,000	5,399,075	20,389,025	(80,133)	0	0	35,934,142	11,649,187,789	2.20%	1.75	3.08
2046	2047	15,149,500	687,913	687,913	5.500%	2,360,000	3,735,825	2,580,000	4,267,125	3,980,000	7,118,850	3,020,000	5,401,775	20,523,575	(77,761)	0	0	35,595,314	11,904,962,015	2.20%	1.72	2.99
2047	2048	14,670,750	623,013	623,013	5.500%	2,525,000	3,771,025	2,755,000	4,300,225	4,230,000	7,149,950	3,180,000	5,395,675	20,616,875	(75,373)	0	0	35,212,252	12,166,352,123	2.20%	1.69	2.89
2048	2049	14,198,750	553,575	553,575	5.500%	2,690,000	3,797,150	2,930,000	4,323,700	4,480,000	7,167,300	3,340,000	5,380,775	20,668,925	(72,960)	0	0	34,794,715	12,433,481,416	2.20%	1.66	2.80
2049	2050	6,672,750	479,600	479,600	5.500%	2,855,000	3,814,200	3,105,000	4,337,550	5,030,000	7,470,900	3,500,000	5,357,075	20,979,725	(70,546)	0	0	27,581,929	12,706,475,907	2.20%	1.65	2.17
2050	2051	0	401,088	401,088	5.500%	3,340,000	4,142,175	3,500,000	4,561,775	5,580,000	7,744,250	3,660,000	5,324,575	21,772,775	(54,721)	0	0	21,718,054	12,985,464,374	2.20%	1.67	1.67
2051	2052	0	309,238	309,238	5.500%	3,545,000	4,163,475	3,680,000	4,549,275	5,930,000	7,787,350	3,695,000	5,158,275	21,658,375	(42,162)	0	0	21,616,213	13,270,578,423	2.20%	1.63	1.63
2052	2053	0	211,750	211,750	5.500%	3,750,000	4,173,500	3,860,000	4,526,875	6,280,000	7,811,200	3,730,000	4,990,050	21,501,625	(41,062)	0	0	21,460,563	13,561,952,550	2.20%	1.58	1.58
2053	2054	0	108,625	108,625	5.500%	3,950,000	4,167,250	4,040,000	4,494,575	6,580,000	7,765,800	3,765,000	4,819,900	21,247,525	(39,891)	0	0	21,207,634	13,859,724,205	2.20%	1.53	1.53
2054	2055	0	0	0	5.500%	0	0	4,225,000	4,457,375	7,180,000	8,003,900	3,800,000	4,647,825	17,109,100	(38,574)	0	0	17,070,526	14,164,033,853	2.20%	1.21	1.21
2055	2056	0	0	0	5.500%	0	0	0	0	7,800,000	8,229,000	3,835,000	4,473,825	12,702,825	(30,382)	0	0	12,672,443	14,475,025,045	2.20%	0.88	0.88
2056	2057	0	0	0	5.500%	0	0	0	0	0	0	3,870,000	4,297,900	4,297,900	(22,070)	0	0	4,275,830	14,792,844,484	2.20%	0.29	0.29
2057	2058	0	0	0	5.500%	0	0	0	0	0	0	3,910,000	4,125,050	4,125,050	(7,287)	0	0	4,117,763	15,117,642,094	2.20%	0.27	0.27
2058	2059	0	0	0	5.500%	0	0	0	0	0	0	0	0	0	0	0	0	0	15,449,571,090	2.20%		0.00
		$531,561,497	$26,360,217	$26,589,475		$50,020,000	$102,969,692	$50,020,000	$110,745,225	$85,765,000	$190,422,025	$64,280,000	$138,657,600	$542,794,542	($2,850,812)	$2,609,098	($8,028,874)	$1,066,085,450				

[1] Includes $307,355,000 of Existing UT Debt and $0 of Existing LTNQ Debt

[2] Includes $28,895,525 of equivalent IFT valuations & less DDA/TIFA debt captures of $0 for 2024.

[3] Based on $25,208,833 of Exempt Personal Property for 2023

NT/KB

555 Briarwood Circle
Suite 333
Ann Arbor, MI 48108

734-994-9700
734-994-9710 fax
www.pfm.com

Table_5a 2024

$50,020,000

WALLED LAKE CONSOLIDATED SCHOOL DISTRICT

2024 SCHOOL BUILDING AND SITE BONDS

BOND SIZING SCHEDULE

ESTIMATED BOND ISSUANCE COSTS			**ESTIMATED OTHER COSTS**	
Bond Discount	0.750%	$375,150	Reimbursable Election Costs	$69,735
Bond Insurance		0	Capitalized Interest	0
Bond Attorney Fee		80,018	Other	0
Financial Consultant Fee		73,518	**TOTAL OTHER COSTS**	$69,735
Credit Rating		43,000	**BOND SIZING**	
Qualification of Bonds		14,000	Total Bond Issuance and Other Costs	$662,170
Official Statement Printing & Mailing		2,500	Total Project Expenditures	50,410,929
Notice of Sale Publication		1,800	Total Project, Issuance & Other Costs	51,073,099
Treasury Filing Fee(s)		1,000	Less Original Issue Premium	0
Auditor's Consent Fee		500	Less Estimated Construction Fund Earnings	(1,053,099)
Paying Agent Upfront Fee		500	Less Other Adjustments	0
Municipal Advisory Council Fee		450	**AMOUNT OF BOND ISSUE**	$50,020,000
TOTAL BOND ISSUANCE COSTS		$592,436		

PROJECT FUND DRAWS AND EARNINGS SECTION

Average Life = 1.47 years

	Estimated Expenditures							
Date	Project Expenditures	Issuance & Other Costs	Totals	Month	Payout %	Project Fund Balance	Estimated Interest Rate	Projected Interest Earned
Jun 24						$50,020,000		
Jun 24	$589,783	$662,170	$1,251,953	1	2.45%	48,768,047	1.45%	$58,928
Jul 24	562,974		562,974	2	3.55%	48,264,001	1.45%	58,319
Aug 24	562,974		562,974	3	4.66%	47,759,345	1.45%	57,709
Sep 24	589,783		589,783	4	5.81%	47,227,272	1.45%	57,066
Oct 24	589,783		589,783	5	6.97%	46,694,556	1.45%	56,423
Nov 24	536,166		536,166	6	8.02%	46,214,812	1.45%	55,843
Dec 24	589,783		589,783	7	9.17%	45,680,873	1.45%	55,198
Jan 25	589,783		589,783	8	10.32%	45,146,288	1.45%	54,552
Feb 25	536,166		536,166	9	11.37%	44,664,673	1.45%	53,970
Mar 25	616,591		616,591	10	12.58%	44,102,052	1.45%	53,290
Apr 25	509,358		509,358	11	13.58%	43,645,985	1.45%	52,739
May 25	562,974		562,974	12	14.68%	43,135,749	1.45%	52,122
Jun 25	1,500,000		1,500,000	13	17.62%	41,687,872	1.45%	50,373
Jul 25	3,250,000		3,250,000	14	23.98%	38,488,244	1.45%	46,507
Aug 25	5,250,000		5,250,000	15	34.26%	33,284,751	1.45%	40,219
Sep 25	5,150,000		5,150,000	16	44.34%	28,174,970	1.45%	34,045
Oct 25	4,500,000		4,500,000	17	53.16%	23,709,015	1.45%	28,648
Nov 25	2,500,000		2,500,000	18	58.05%	21,237,663	1.45%	25,662
Dec 25	900,000		900,000	19	59.81%	20,363,325	1.45%	24,606
Jan 26	800,000		800,000	20	61.38%	19,587,931	1.45%	23,669
Feb 26	800,000		800,000	21	62.95%	18,811,600	1.45%	22,731
Mar 26	900,000		900,000	22	64.71%	17,934,330	1.45%	21,671
Apr 26	1,250,000		1,250,000	23	67.16%	16,706,001	1.45%	20,186
May 26	2,250,000		2,250,000	24	71.56%	14,476,188	1.45%	17,492
Jun 26	3,150,000		3,150,000	25	77.73%	11,343,680	1.45%	13,707
Jul 26	3,200,000		3,200,000	26	83.99%	8,157,387	1.45%	9,857
Aug 26	4,000,000		4,000,000	27	91.83%	4,167,243	1.45%	5,035
Sep 26	2,500,000		2,500,000	28	96.72%	1,672,279	1.45%	2,021
Oct 26	1,250,000		1,250,000	29	99.17%	424,300	1.45%	513
Nov 26	424,812		424,812	30	100.00%	0	1.45%	0
Dec 26	0		0	31	100.00%	0	1.45%	0
Jan 27	0		0	32	100.00%	0	1.45%	0
	$50,410,929	$662,170	$51,073,099					$1,053,099

555 Briarwood Circle
Suite 333
Ann Arbor, MI 48108

734-994-9700
734-994-9710 fax
www.pfm.com

Table_5a 2025

$50,020,000

WALLED LAKE CONSOLIDATED SCHOOL DISTRICT

2025 SCHOOL BUILDING AND SITE BONDS

BOND SIZING SCHEDULE

ESTIMATED BOND ISSUANCE COSTS				
Bond Discount	0.750%	$375,150	**ESTIMATED OTHER COSTS**	
Bond Insurance		0	Reimbursable Election Costs	$0
Bond Attorney Fee		80,018	Capitalized Interest	0
Financial Consultant Fee		73,518	Other	0
Credit Rating		47,300	**TOTAL OTHER COSTS**	$0
Qualification of Bonds		14,000	**BOND SIZING**	
Official Statement Printing & Mailing		2,500	Total Bond Issuance and Other Costs	$596,736
Notice of Sale Publication		1,800	Total Project Expenditures	50,247,696
Treasury Filing Fee(s)		1,000	Total Project, Issuance & Other Costs	50,844,432
Auditor's Consent Fee		500	Less Original Issue Premium	0
Paying Agent Upfront Fee		500	Less Estimated Construction Fund Earnings	(824,432)
Municipal Advisory Council Fee		450	Less Other Adjustments	0
TOTAL BOND ISSUANCE COSTS		$596,736	**AMOUNT OF BOND ISSUE**	$50,020,000

PROJECT FUND DRAWS AND EARNINGS SECTION

Estimated Expenditures — Average Life = 1.66 years

Date	Project Expenditures	Issuance & Other Costs	Totals	Month	Payout %	Project Fund Balance	Estimated Interest Rate	Projected Interest Earned
May 25						$50,020,000		
May 25	$125,538	$596,736	$722,274	1	1.42%	49,297,726	1.00%	$41,081
Jun 25	251,076		251,076	2	1.91%	49,087,732	1.00%	40,906
Jul 25	251,076		251,076	3	2.41%	48,877,562	1.00%	40,731
Aug 25	251,076		251,076	4	2.90%	48,667,217	1.00%	40,556
Sep 25	376,614		376,614	5	3.64%	48,331,159	1.00%	40,276
Oct 25	426,829		426,829	6	4.48%	47,944,606	1.00%	39,954
Nov 25	426,829		426,829	7	5.32%	47,557,730	1.00%	39,631
Dec 25	251,076		251,076	8	5.82%	47,346,286	1.00%	39,455
Jan 26	251,076		251,076	9	6.31%	47,134,665	1.00%	39,279
Feb 26	502,152		502,152	10	7.30%	46,671,792	1.00%	38,893
Mar 26	502,152		502,152	11	8.28%	46,208,533	1.00%	38,507
Apr 26	401,722		401,722	12	9.07%	45,845,318	1.00%	38,204
May 26	502,152		502,152	13	10.06%	45,381,370	1.00%	37,818
Jun 26	502,152		502,152	14	11.05%	44,917,036	1.00%	37,431
Jul 26	1,506,457		1,506,457	15	14.01%	43,448,010	1.00%	36,207
Aug 26	2,008,609		2,008,609	16	17.96%	41,475,608	1.00%	34,563
Sep 26	2,510,761		2,510,761	17	22.90%	38,999,410	1.00%	32,500
Oct 26	3,012,913		3,012,913	18	28.83%	36,018,997	1.00%	30,016
Nov 26	3,012,913		3,012,913	19	34.75%	33,036,100	1.00%	27,530
Dec 26	4,017,217		4,017,217	20	42.65%	29,046,412	1.00%	24,205
Jan 27	3,012,913		3,012,913	21	48.58%	26,057,705	1.00%	21,715
Feb 27	4,519,370		4,519,370	22	57.47%	21,560,050	1.00%	17,967
Mar 27	4,017,217		4,017,217	23	65.37%	17,560,799	1.00%	14,634
Apr 27	4,519,370		4,519,370	24	74.26%	13,056,064	1.00%	10,880
May 27	3,012,913		3,012,913	25	80.18%	10,054,031	1.00%	8,378
Jun 27	3,012,913		3,012,913	26	86.11%	7,049,496	1.00%	5,875
Jul 27	2,510,761		2,510,761	27	91.05%	4,544,610	1.00%	3,787
Aug 27	2,008,609		2,008,609	28	95.00%	2,539,788	1.00%	2,116
Sep 27	1,506,457		1,506,457	29	97.96%	1,035,448	1.00%	863
Oct 27	502,152		502,152	30	98.95%	534,159	1.00%	445
Nov 27	502,152		502,152	31	99.94%	32,452	1.00%	27
Dec 27	32,479		32,479	32	100.00%	0	1.00%	0
Jan 28	0		0	33	100.00%	0	1.00%	0
	$50,247,696	$596,736	$50,844,432					$824,432

555 Briarwood Circle
Suite 333
Ann Arbor, MI 48108

734-994-9700
734-994-9710 fax
www.pfm.com

Table_5a 2026

$85,765,000

WALLED LAKE CONSOLIDATED SCHOOL DISTRICT

2026 SCHOOL BUILDING AND SITE BONDS

BOND SIZING SCHEDULE

ESTIMATED BOND ISSUANCE COSTS				
Bond Discount	0.750%	$643,238	**ESTIMATED OTHER COSTS**	
Bond Insurance		0	Reimbursable Election Costs	$0
Bond Attorney Fee		132,161	Capitalized Interest	0
Financial Consultant Fee		123,842	Other	1,132
Credit Rating		87,000	**TOTAL OTHER COSTS**	$1,132
Qualification of Bonds		21,000	**BOND SIZING**	
Official Statement Printing & Mailing		2,500	Total Bond Issuance and Other Costs	$1,015,123
Notice of Sale Publication		1,800	Total Project Expenditures	85,243,317
Treasury Filing Fee(s)		1,000	Total Project, Issuance & Other Costs	86,258,439
Auditor's Consent Fee		500	Less Original Issue Premium	0
Paying Agent Upfront Fee		500	Less Estimated Construction Fund Earnings	(493,439)
Municipal Advisory Council Fee		450	Less Other Adjustments	0
TOTAL BOND ISSUANCE COSTS		$1,013,990	**AMOUNT OF BOND ISSUE**	$85,765,000

PROJECT FUND DRAWS AND EARNINGS SECTION

Average Life = 0.58 years

	Estimated Expenditures							
Date	Project Expenditures	Issuance & Other Costs	Totals	Month	Payout %	Project Fund Balance	Estimated Interest Rate	Projected Interest Earned
May 26						$85,765,000		
May 26	$5,348,274	$1,015,123	$6,363,397	1	7.38%	79,401,603	1.00%	$66,168
Jun 26	708,625		708,625	2	8.20%	78,759,146	1.00%	65,633
Jul 26	1,400,957		1,400,957	3	9.82%	77,423,822	1.00%	64,520
Aug 26	8,662,855		8,662,855	4	19.87%	68,825,487	1.00%	57,355
Sep 26	4,467,646		4,467,646	5	25.05%	64,415,196	1.00%	53,679
Oct 26	7,119,616		7,119,616	6	33.30%	57,349,259	1.00%	47,791
Nov 26	8,483,040		8,483,040	7	43.13%	48,914,011	1.00%	40,762
Dec 26	11,311,189		11,311,189	8	56.25%	37,643,583	1.00%	31,370
Jan 27	10,282,899		10,282,899	9	68.17%	27,392,054	1.00%	22,827
Feb 27	8,366,420		8,366,420	10	77.87%	19,048,460	1.00%	15,874
Mar 27	7,388,948		7,388,948	11	86.43%	11,675,386	1.00%	9,729
Apr 27	3,934,327		3,934,327	12	90.99%	7,750,789	1.00%	6,459
May 27	2,189,065		2,189,065	13	93.53%	5,568,182	1.00%	4,640
Jun 27	1,345,171		1,345,171	14	95.09%	4,227,652	1.00%	3,523
Jul 27	498,432		498,432	15	95.67%	3,732,743	1.00%	3,111
Aug 27	3,735,853		3,735,853	16	100.00%	0	1.00%	0
Sep 27	0		0	17	100.00%	0	1.00%	0
Oct 27	0		0	18	100.00%	0	1.00%	0
	$85,243,317	$1,015,123	$86,258,439					$493,439

NT/KB

555 Briarwood Circle
Suite 333
Ann Arbor, MI 48108

734-994-9700
734-994-9710 fax
www.pfm.com

Table_5a 2028

$64,280,000

WALLED LAKE CONSOLIDATED SCHOOL DISTRICT

2028 SCHOOL BUILDING AND SITE BONDS

BOND SIZING SCHEDULE

ESTIMATED BOND ISSUANCE COSTS				
Bond Discount	0.750%	$482,100	**ESTIMATED OTHER COSTS**	
Bond Insurance		0	Reimbursable Election Costs	$0
Bond Attorney Fee		108,034	Capitalized Interest	0
Financial Consultant Fee		101,605	Other	1,875
Credit Rating		58,050	**TOTAL OTHER COSTS**	$1,875
Qualification of Bonds		16,800	**BOND SIZING**	
Official Statement Printing & Mailing		2,500	Total Bond Issuance and Other Costs	$775,214
Notice of Sale Publication		1,800	Total Project Expenditures	64,049,735
Treasury Filing Fee(s)		1,000	Total Project, Issuance & Other Costs	64,824,949
Auditor's Consent Fee		500	Less Original Issue Premium	0
Paying Agent Upfront Fee		500	Less Estimated Construction Fund Earnings	(544,949)
Municipal Advisory Council Fee		450	Less Other Adjustments	0
TOTAL BOND ISSUANCE COSTS		$773,339	**AMOUNT OF BOND ISSUE**	$64,280,000

PROJECT FUND DRAWS AND EARNINGS SECTION

Estimated Expenditures — Average Life = 0.86 years

Date	Project Expenditures	Issuance & Other Costs	Totals	Month	Payout %	Project Fund Balance	Estimated Interest Rate	Projected Interest Earned
May 28						$64,280,000		
May 28	$12,295,420	$775,214	$13,070,634	1	20.16%	51,209,366	1.00%	$42,674
Jun 28	11,040,574		11,040,574	2	37.19%	40,211,466	1.00%	33,510
Jul 28	4,273,696		4,273,696	3	43.79%	35,971,279	1.00%	29,976
Aug 28	1,592,210		1,592,210	4	46.24%	34,409,045	1.00%	28,674
Sep 28	155,540		155,540	5	46.48%	34,282,179	1.00%	28,568
Oct 28	162,947		162,947	6	46.73%	34,147,800	1.00%	28,457
Nov 28	214,212		214,212	7	47.06%	33,962,045	1.00%	28,302
Dec 28	62,670		62,670	8	47.16%	33,927,676	1.00%	28,273
Jan 29	72,566		72,566	9	47.27%	33,883,384	1.00%	28,236
Feb 29	65,969		65,969	10	47.38%	33,845,651	1.00%	28,205
Mar 29	72,566		72,566	11	47.49%	33,801,290	1.00%	28,168
Apr 29	944,314		944,314	12	48.94%	32,885,145	1.00%	27,404
May 29	5,531,765		5,531,765	13	57.48%	27,380,784	1.00%	22,817
Jun 29	7,687,597		7,687,597	14	69.34%	19,716,003	1.00%	16,430
Jul 29	2,667,889		2,667,889	15	73.45%	17,064,545	1.00%	14,220
Aug 29	1,068,984		1,068,984	16	75.10%	16,009,781	1.00%	13,341
Sep 29	62,670		62,670	17	75.20%	15,960,452	1.00%	13,300
Oct 29	75,864		75,864	18	75.31%	15,897,888	1.00%	13,248
Nov 29	12,911		12,911	19	75.33%	15,898,225	1.00%	13,249
Dec 29	0		0	20	75.33%	15,911,474	1.00%	13,260
Jan 30	0		0	21	75.33%	15,924,733	1.00%	13,271
Feb 30	0		0	22	75.33%	15,938,004	1.00%	13,282
Mar 30	0		0	23	75.33%	15,951,286	1.00%	13,293
Apr 30	954,551		954,551	24	76.81%	15,010,028	1.00%	12,508
May 30	5,161,626		5,161,626	25	84.77%	9,860,910	1.00%	8,217
Jun 30	6,311,479		6,311,479	26	94.51%	3,557,649	1.00%	2,965
Jul 30	2,241,692		2,241,692	27	97.96%	1,318,922	1.00%	1,100
Aug 30	1,320,022		1,320,022	28	100.00%	0	1.00%	0
Sep 30	0		0	29	100.00%	0	1.00%	0
	$64,049,735	$775,214	$64,824,949					$544,949

NT/KB

555 Brianwood Circle
Suite 333
Ann Arbor, MI 48108

734-994-9700
734-994-9710 fax
www.pfm.com

WALLED LAKE CONSOLIDATED SCHOOL DISTRICT
COUNTY OF OAKLAND, STATE OF MICHIGAN
EXISTING DEBT BEFORE ADDITIONAL BONDING

2016 Refunding Bonds - UTQ

Tax-Type: Unlimited Tax Qualified
Original Amount: $8,675,000
Net Interest Cost: 4.000%
Call Date: Non-Callable
Voter Approved Before 2015: Yes
Dated: 02/04/2016

2019 School Building and Site Bonds - UTQ

Tax-Type: Unlimited Tax Qualified
Original Amount: $54,420,000
Net Interest Cost: 4.863%
Call Date: 05/01/2029
Voter Approved Before 2015: No
Dated: 06/27/2019

Levy Year	FY End Year	Interest Due Nov 1	Interest Due May 1	Interest Rate	Principal Due May 1	Total Debt Service	Interest Due Nov 1	Interest Due May 1	Interest Rate	Principal Due May 1	Total Debt Service
2023	2024	$29,800	$29,800	4.000%	$1,490,000	$1,549,600	$1,323,900	$1,323,900	5.000%	$100,000	$2,747,800
2024	2025	0	0	0.000%	0	0	1,321,400	1,321,400	5.000%	775,000	3,417,800
2025	2026	0	0	0.000%	0	0	1,302,025	1,302,025	5.000%	860,000	3,464,050
2026	2027	0	0	0.000%	0	0	1,280,525	1,280,525	5.000%	945,000	3,506,050
2027	2028	0	0	0.000%	0	0	1,256,900	1,256,900	5.000%	995,000	3,508,800
2028	2029	0	0	0.000%	0	0	1,232,025	1,232,025	5.000%	1,055,000	3,519,050
2029	2030	0	0	0.000%	0	0	1,205,650	1,205,650	5.000%	1,265,000	3,676,300
2030	2031	0	0	0.000%	0	0	1,174,025	1,174,025	5.000%	1,640,000	3,988,050
2031	2032	0	0	0.000%	0	0	1,133,025	1,133,025	5.000%	1,745,000	4,011,050
2032	2033	0	0	0.000%	0	0	1,089,400	1,089,400	5.000%	1,845,000	4,023,800
2033	2034	0	0	0.000%	0	0	1,043,275	1,043,275	5.000%	1,945,000	4,031,550
2034	2035	0	0	0.000%	0	0	994,650	994,650	5.000%	2,055,000	4,044,300
2035	2036	0	0	0.000%	0	0	943,275	943,275	5.000%	2,135,000	4,021,550
2036	2037	0	0	0.000%	0	0	889,900	889,900	5.000%	2,250,000	4,029,800
2037	2038	0	0	0.000%	0	0	833,650	833,650	5.000%	2,310,000	3,977,300
2038	2039	0	0	0.000%	0	0	775,900	775,900	4.000%	2,345,000	3,896,800
2039	2040	0	0	0.000%	0	0	729,000	729,000	4.000%	2,440,000	3,898,000
2040	2041	0	0	0.000%	0	0	680,200	680,200	4.000%	2,535,000	3,895,400
2041	2042	0	0	0.000%	0	0	629,500	629,500	5.000%	2,640,000	3,899,000
2042	2043	0	0	0.000%	0	0	563,500	563,500	5.000%	2,770,000	3,897,000
2043	2044	0	0	0.000%	0	0	494,250	494,250	5.000%	2,905,000	3,893,500
2044	2045	0	0	0.000%	0	0	421,625	421,625	5.000%	3,055,000	3,898,250
2045	2046	0	0	0.000%	0	0	345,250	345,250	5.000%	3,205,000	3,895,500
2046	2047	0	0	0.000%	0	0	265,125	265,125	5.000%	3,365,000	3,895,250
2047	2048	0	0	0.000%	0	0	181,000	181,000	5.000%	3,530,000	3,892,000
2048	2049	0	0	0.000%	0	0	92,750	92,750	5.000%	3,710,000	3,895,500
2049	2050	0	0	0.000%	0	0	0	0	0.000%	0	0
2050	2051	0	0	0.000%	0	0	0	0	0.000%	0	0
	Totals:	$29,800	$29,800		$1,490,000	$1,549,600	$22,201,725	$22,201,725		$54,420,000	$98,823,450

555 Brianwood Circle
Suite 333
Ann Arbor, MI 48108

734-994-9700
734-994-9710 fax
www.pfm.com

WALLED LAKE CONSOLIDATED SCHOOL DISTRICT
COUNTY OF OAKLAND, STATE OF MICHIGAN
EXISTING DEBT BEFORE ADDITIONAL BONDING

2020 School Building and Site Bonds - UTQ

Tax-Type: Unlimited Tax Qualified
Original Amount: $143,665,000
Net Interest Cost: 4.958%
Call Date: 05/01/2030
Voter Approved Before 2015: No
Dated: 09/01/2020

2021 Refunding Bonds - UTQ

Tax-Type: Unlimited Tax Qualified
Original Amount: $66,740,000
Net Interest Cost: 2.281%
Call Date: 05/01/2031
Voter Approved Before 2015: Yes
Dated: 02/10/2021

Levy Year	FY End Year	Interest Due Nov 1	Interest Due May 1	Interest Rate	Principal Due May 1	Total Debt Service	Interest Due Nov 1	Interest Due May 1	Interest Rate	Principal Due May 1	Total Debt Service
2023	2024	$3,489,800	$3,489,800	4.000%	$1,540,000	$8,519,600	$607,836	$607,836	0.402%	$2,760,000	$3,975,671
2024	2025	3,459,000	3,459,000	4.000%	1,925,000	8,843,000	602,288	602,288	0.659%	2,805,000	4,009,576
2025	2026	3,420,500	3,420,500	4.000%	2,150,000	8,991,000	593,045	593,045	0.859%	2,825,000	4,011,091
2026	2027	3,377,500	3,377,500	4.000%	2,735,000	9,490,000	580,912	580,912	1.138%	2,845,000	4,006,824
2027	2028	3,322,800	3,322,800	4.000%	3,385,000	10,030,600	564,724	564,724	1.338%	2,870,000	3,999,448
2028	2029	3,255,100	3,255,100	4.000%	4,085,000	10,595,200	545,524	545,524	1.522%	2,905,000	3,996,047
2029	2030	3,173,400	3,173,400	4.000%	4,545,000	10,891,800	523,417	523,417	1.622%	2,940,000	3,986,833
2030	2031	3,082,500	3,082,500	5.000%	4,755,000	10,920,000	499,573	499,573	1.702%	2,985,000	3,984,147
2031	2032	2,963,625	2,963,625	5.000%	5,055,000	10,982,250	474,171	474,171	1.802%	3,010,000	3,958,342
2032	2033	2,837,250	2,837,250	5.000%	5,755,000	11,429,500	447,051	447,051	1.902%	3,065,000	3,959,102
2033	2034	2,693,375	2,693,375	5.000%	6,070,000	11,456,750	417,903	417,903	2.022%	3,115,000	3,950,805
2034	2035	2,541,625	2,541,625	5.000%	6,350,000	11,433,250	386,410	386,410	2.122%	3,160,000	3,932,820
2035	2036	2,382,875	2,382,875	5.000%	6,350,000	11,115,750	352,882	352,882	2.222%	3,210,000	3,915,765
2036	2037	2,224,125	2,224,125	5.000%	6,350,000	10,798,250	317,219	317,219	2.479%	3,280,000	3,914,439
2037	2038	2,065,375	2,065,375	5.000%	6,355,000	10,485,750	276,564	276,564	2.479%	3,350,000	3,903,127
2038	2039	1,906,500	1,906,500	5.000%	6,355,000	10,168,000	235,040	235,040	2.579%	3,415,000	3,885,081
2039	2040	1,747,625	1,747,625	5.000%	6,355,000	9,850,250	191,004	191,004	2.579%	3,500,000	3,882,008
2040	2041	1,588,750	1,588,750	5.000%	6,355,000	9,532,500	145,872	145,872	2.679%	3,555,000	3,846,743
2041	2042	1,429,875	1,429,875	5.000%	6,355,000	9,214,750	98,252	98,252	2.679%	3,635,000	3,831,505
2042	2043	1,271,000	1,271,000	5.000%	6,355,000	8,897,000	49,562	49,562	2.679%	3,700,000	3,799,123
2043	2044	1,112,125	1,112,125	5.000%	6,355,000	8,579,250	0	0	0.000%	0	0
2044	2045	953,250	953,250	5.000%	6,355,000	8,261,500	0	0	0.000%	0	0
2045	2046	794,375	794,375	5.000%	6,355,000	7,943,750	0	0	0.000%	0	0
2046	2047	635,500	635,500	5.000%	6,355,000	7,626,000	0	0	0.000%	0	0
2047	2048	476,625	476,625	5.000%	6,355,000	7,308,250	0	0	0.000%	0	0
2048	2049	317,750	317,750	5.000%	6,355,000	6,990,500	0	0	0.000%	0	0
2049	2050	158,875	158,875	5.000%	6,355,000	6,672,750	0	0	0.000%	0	0
2050	2051	0	0	0.000%	0	0	0	0	0.000%	0	0
	Totals:	$56,681,100	$56,681,100		$143,665,000	$257,027,200	$7,909,249	$7,909,249		$62,930,000	$78,748,497

555 Briarwood Circle
Suite 333
Ann Arbor, MI 48108

734-994-9700
734-994-9710 fax
www.pfm.com

WALLED LAKE CONSOLIDATED SCHOOL DISTRICT
COUNTY OF OAKLAND, STATE OF MICHIGAN
EXISTING DEBT BEFORE ADDITIONAL BONDING

2022 School Building and Site Bonds

Tax-Type: Unlimited Tax Qualified
Original Amount: $55,490,000
Net Interest Cost: 4.955%
Call Date: 05/01/2032
Voter Approved Before 2015: No
Dated: 04/21/2022

Levy Year	FY End Year	Interest Due Nov 1	Interest Due May 1	Interest Rate	Principal Due May 1	Total Debt Service	TOTAL UTQ Principal	TOTAL UTQ Total Debt Service
2023	2024	$1,246,000	$1,246,000	4.000%	$500,000	$2,992,000	$6,390,000	$19,784,671
2024	2025	1,236,000	1,236,000	4.000%	500,000	2,972,000	6,005,000	19,242,376
2025	2026	1,226,000	1,226,000	4.000%	500,000	2,952,000	6,335,000	19,418,141
2026	2027	1,216,000	1,216,000	4.000%	500,000	2,932,000	7,025,000	19,934,874
2027	2028	1,206,000	1,206,000	4.000%	1,000,000	3,412,000	8,250,000	20,950,848
2028	2029	1,186,000	1,186,000	4.000%	1,000,000	3,372,000	9,045,000	21,482,297
2029	2030	1,166,000	1,166,000	4.000%	1,000,000	3,332,000	9,750,000	21,886,933
2030	2031	1,146,000	1,146,000	4.000%	1,000,000	3,292,000	10,380,000	22,184,197
2031	2032	1,126,000	1,126,000	4.000%	1,000,000	3,252,000	10,810,000	22,203,642
2032	2033	1,106,000	1,106,000	5.000%	1,000,000	3,212,000	11,665,000	22,624,402
2033	2034	1,081,000	1,081,000	5.000%	1,075,000	3,237,000	12,205,000	22,676,105
2034	2035	1,054,125	1,054,125	5.000%	1,450,000	3,558,250	13,015,000	22,968,620
2035	2036	1,017,875	1,017,875	5.000%	1,875,000	3,910,750	13,570,000	22,963,815
2036	2037	971,000	971,000	5.000%	2,275,000	4,217,000	14,155,000	22,959,489
2037	2038	914,125	914,125	5.000%	2,475,000	4,303,250	14,490,000	22,669,427
2038	2039	852,250	852,250	5.000%	2,625,000	4,329,500	14,740,000	22,279,381
2039	2040	786,625	786,625	5.000%	3,070,000	4,643,250	15,365,000	22,273,508
2040	2041	709,875	709,875	5.000%	3,155,000	4,574,750	15,600,000	21,849,393
2041	2042	631,000	631,000	5.000%	3,155,000	4,417,000	15,785,000	21,362,255
2042	2043	552,125	552,125	5.000%	3,155,000	4,259,250	15,980,000	20,852,373
2043	2044	473,250	473,250	5.000%	3,155,000	4,101,500	12,415,000	16,574,250
2044	2045	394,375	394,375	5.000%	3,155,000	3,943,750	12,565,000	16,103,500
2045	2046	315,500	315,500	5.000%	3,155,000	3,786,000	12,715,000	15,625,250
2046	2047	236,625	236,625	5.000%	3,155,000	3,628,250	12,875,000	15,149,500
2047	2048	157,750	157,750	5.000%	3,155,000	3,470,500	13,040,000	14,670,750
2048	2049	78,875	78,875	5.000%	3,155,000	3,312,750	13,220,000	14,198,750
2049	2050	0	0	0.000%	0	0	6,355,000	6,672,750
2050	2051	0	0	0.000%	0	0	0	0
	Totals:	$22,086,375	$22,086,375		$51,240,000	$95,412,750	$313,745,000	$531,561,497

555 Briarwood Circle
Suite 333
Ann Arbor, MI 48108

734-994-9700
734-994-9710 fax
www.pfm.com

BEFORE ADDITIONAL BONDING

WALLED LAKE CONSOLIDATED SCHOOL DISTRICT
COUNTY OF OAKLAND, STATE OF MICHIGAN

ESTIMATED MILLAGE NEEDED TO RETIRE BONDED DEBT BEFORE ADDITIONAL BONDING

Debt/TV[2]: 5.00%	2023 Debt Levy:	4.13
Collection Cycle		
July Levy 100%	Total Levy:	4.13

Existing Unlimited Tax Debt & Mills

Levy Year	Fiscal Year End	Projected Tax Base[1]	Growth Rate	Existing UT Payments	Use of Funds on Hand $8,028,874	Delinquency Allowance 15.00%	Exempt Pers. Property Receipts[3]	Net UT Payments	Mills Needed All Debt
2023	2024	$6,309,557,452	7.03%	$19,784,671	$2,469,143	$3,908,771	($104,112)	$26,058,472	4.13
2024	2025	6,625,035,325	5.00%	19,242,376	(654,415)	0	(104,112)	18,483,849	2.79
2025	2026	6,956,287,091	5.00%	19,418,141	(1,887,528)	0	(70,333)	17,460,281	2.51
2026	2027	7,304,101,445	5.00%	19,934,874	(1,538,305)	0	(63,274)	18,333,295	2.51
2027	2028	7,669,306,518	5.00%	20,950,848	(1,637,615)	0	(63,274)	19,249,959	2.51
2028	2029	8,052,771,844	5.00%	21,482,297	(1,206,566)	0	(63,274)	20,212,457	2.51
2029	2030	8,229,581,723	2.20%	21,886,933	(1,167,409)	0	(63,274)	20,656,250	2.51
2030	2031	8,410,273,711	2.20%	22,184,197	(1,011,135)	0	(63,274)	21,109,787	2.51
2031	2032	8,594,933,044	2.20%	22,203,642	(567,086)	0	(63,274)	21,573,282	2.51
2032	2033	8,783,646,831	2.20%	22,624,402	(602,010)	0	(63,274)	21,959,117	2.50
2033	2034	8,976,504,094	2.20%	22,676,105	(171,823)	0	(63,022)	22,441,260	2.50
2034	2035	9,173,595,808	2.20%	22,968,620	(54,125)	0	(63,022)	22,851,473	2.49
2035	2036	9,375,014,947	2.20%	22,963,815	0	0	(62,795)	22,901,020	2.44
2036	2037	9,580,856,524	2.20%	22,959,489	0	0	(61,579)	22,897,909	2.39
2037	2038	9,791,217,642	2.20%	22,669,427	0	0	(60,248)	22,609,179	2.31
2038	2039	10,006,197,533	2.20%	22,279,381	0	0	(58,210)	22,221,171	2.22
2039	2040	10,225,897,608	2.20%	22,273,508	0	0	(55,982)	22,217,526	2.17
2040	2041	10,450,421,505	2.20%	21,849,393	0	0	(54,771)	21,794,623	2.09
2041	2042	10,679,875,140	2.20%	21,362,255	0	0	(52,574)	21,309,681	2.00
2042	2043	10,914,366,750	2.20%	20,852,373	0	0	(50,299)	20,802,074	1.91
2043	2044	11,154,006,951	2.20%	16,574,250	0	0	(48,046)	16,526,204	1.48
2044	2045	11,398,908,789	2.20%	16,103,500	0	0	(37,350)	16,066,150	1.41
2045	2046	11,649,187,789	2.20%	15,625,250	0	0	(35,530)	15,589,720	1.34
2046	2047	11,904,962,015	2.20%	15,149,500	0	0	(33,736)	15,115,764	1.27
2047	2048	12,166,352,123	2.20%	14,670,750	0	0	(32,008)	14,638,742	1.20
2048	2049	12,433,481,416	2.20%	14,198,750	0	0	(30,332)	14,168,418	1.14
2049	2050	12,706,475,907	2.20%	6,672,750	0	0	(28,726)	6,644,024	0.52
2050	2051	12,985,464,374	2.20%	0	0	0	0	0	0.00
				$531,561,497	($8,028,874)	$3,908,771	($1,549,710)	$525,891,684	

[1] Includes $28,895,525 of equivalent IFT valuations & less DDA/TIFA debt captures of $0 for 2023.
[2] Includes principal outstanding: $313,745,000 of unlimited tax bonds and $0 of limited tax bonds
[3] Based on $25,208,833 of Exempt Personal Property for 2023

555 Briarwood Circle
Suite 333
Ann Arbor, MI 48108

734-994-9700
734-994-9710 fax
www.pfm.com

WALLED LAKE CONSOLIDATED SCHOOL DISTRICT
COUNTY OF OAKLAND, STATE OF MICHIGAN
Taxable Value History

Levy Year	Taxable Value	T.V. Change	5 Year Average	20 Year Average
2023	$6,280,661,927	7.03%	5.62%	2.20%
2022	5,867,914,840	6.37%	5.20%	2.19%
2021	5,516,279,250	3.73%	4.74%	2.30%
2020	5,317,775,402	4.84%	4.59%	2.60%
2019	5,072,191,660	6.11%	4.36%	
2018	4,780,253,400	4.93%	3.54%	
2017	4,555,558,670	4.07%	2.64%	
2016	4,377,521,840	3.00%	1.18%	
2015	4,301,133,490	3.69%	(0.76)%	
2014	4,148,166,480	2.03%	(3.96)%	
2013	4,065,635,340	0.39%	(5.37)%	
2012	4,049,810,180	(3.19)%	(5.66)%	
2011	4,183,368,560	(6.74)%	(4.10)%	
2010	4,485,550,500	(12.30)%	(1.38)%	
2009	5,114,937,450	(4.99)%	2.51%	
2008	5,383,371,340	(1.06)%	4.99%	
2007	5,441,003,299	4.60%	6.58%	
2006	5,201,603,630	6.83%	7.38%	
2005	4,869,096,200	7.18%	7.97%	
2004	4,543,111,751	7.39%		
2003	4,230,559,002	6.88%		
2002	3,958,169,927	8.63%		
2001	3,643,686,005	9.78%		
2000	3,319,133,291			

Enrollment Projections

Walled Lake Consolidated School District **63290**

Complete this form after acquiring an enrollment projection report from an approved enrollment projection provider. Official enrollment projections should be based on the most recent fall membership count.

Prepared By John Castellana, FAIA

Source Stanfred Consultants

Explanation of Method Selected

Use the 1.5 projections expecting enrollments to fall between the most likely and high projections closer to the most likely projection - two times the most likely projection plus the high projection divided by three.

Subtotals by Grade:

Grade *1*	Preceding 5-Year Enrollment *2*	*(Year)* Current Enrollment *3*	*(Year)* Projected 5-Year Enrollment *4*	*(Col 4 - Col 3) / Col 3* Projected Enrollment Change (%) *5*
K		969	1,018	5.02%
1		847	904	6.73%
2		894	894	0.00%
3		878	863	-1.71%
4		888	906	2.06%
5		924	873	-5.52%
6		939	877	-6.60%
7		882	936	6.08%
8		901	915	1.59%
9		883	887	0.49%
10		899	915	1.74%
11		831	895	7.74%
12		985	828	-15.91%
Total	**13,308**	**11,720**	**11,712**	**-0.07%**

Non-general ed student count should not be included in the general ed student count listed above unless discussed with and determined by your enrollment service provider.

Project Sheet

Commerce Elementary School	**Project No.**	**1**

Description of Series 1	
Description of Series 2	
Description of Series 3	
Description of Series 4	Safety and Security upgrades including technology infrastructure, window film, and secure entry. Non-instructional technology including network/server, and office and multi-purpose space furniture and equipment upgrades.
Instructional Technology Description	Provide new computers with monitors, printers, projectors, and other devices for students and teachers for instructional purposes.
Site Work Description	Upgrade playground equipment. Paving roadway upgrades. Provide new digital sign and new flag pole with light.

Construction Cost Per Square Foot

New Construction Square Ft	0	**Cost per Sq Ft**	$ -
New Addition Square Ft.	0	**Cost per Sq Ft**	#DIV/0!

Statement describing any existing environmental or usability problems the proposed project will address. (ex: asbestos, energy use, or ADA requirements)

None noted

Estimated Cost of Proposed Construction Project

Column1	Series 1	Series 2	Series 3	Series 4	Total
New Construction	0	0	0	0	**0**
Remodeling	0	0	0	626,502	**626,502**
Construction Contingency	0	0	0	476,971	**476,971**
Instructional Technology	0	0		330,704	**330,704**
Loose Furnishing /Equipment	0	0	0	415,154	**415,154**
Buses	0	0		0	**0**
Site Work	0	0	0	1,787,043	**1,787,043**
Site Acquisition	0	0	0	0	**0**
A/E Fees and Costs	0	0	0	231,241	**231,241**
CM Fees and Costs	0	0	0	104,059	**104,059**
Estimated Costs	**0**	**0**	**0**	**3,971,673**	**3,971,673**

Certificate by Registered Architect

I certify that I have assessed the conditions relative to this facility and the details of the proposed project(s) described above and the attached detail relative to the construction project(s) are true and correct to the best of my knowledge and belief.

Signature	12/14/2023 Date	TMP Architecture, Inc. Firm Name and License Number	21298

John J. Castellana, FAIA Printed Name	jcastellana@tmp-architecture.com E-mail Address		248-338-4561 Phone Number

WALLED LAKE COMMUNITY SCHOOL DISTRICT
Commerce Elementary
FACILITY ASSESSMENT

AUCH

46,223	sf	Existing
0	sf	New construction
46,223	sf	Total

MAY 2024 FINAL

DESCRIPTION	Quan.	Unit	Unit Cost	Trade Cost	SERIES 1	SERIES 2	SERIES 3	SERIES 4
New Construction								
None	0	sf	$335.00	0				$0
New Construction				**$0**	**$0**	**$0**	**$0**	**$0**
Site Work								
Playground Equipment Upgrades	1	ls	$80,000.00	$80,000				$80,000
Pavlng roadway upgrades	50,000	sf	$30.00	$1,500,000				$1,500,000
Install new digital sign	1	ls	$45,000.00	$45,000				$45,000
New Flag Pole with light	1	ea	$10,000.00	$10,000				$10,000
	0	ls	$0.00	$0				$0
	0	ls	$0.00	$0				$0
Site Work				**$1,635,000**	**$0**	**$0**	**$0**	**$1,635,000**
Architectural								
Building Enclosure								
Security measures - Window Film & Secure Entry	1	ls	$125,000.00	$125,000				$125,000
Interior								
a	0	sf	$0.00	$0				$0
a	0	sf	$0.00	$0				$0
Architectural				**$125,000**	**$0**	**$0**	**$0**	**$125,000**
Mechanical Work								
a	0	sf	$0.00	$0				$0
a	0	sf	$0.00	$0				$0
Mechanical				**$0**	**$0**	**$0**	**$0**	**$0**
Electrical								
Technology Infrastructure - Fiber Optics/ PA/ Security/ Cat6 Cable	1	ls	$448,199.00	$448,199				$448,199
a	0	sf	$0.00	$0				$0
a	0	sf	$0.00	$0				$0
Electrical				**$448,199**	**$0**	**$0**	**$0**	**$448,199**
Total Cost				**$2,208,199**	**$0**	**$0**	**$0**	**$2,208,199**
General Conditions	8.00%			$176,656	$0	$0	$0	$176,656
Subtotal				**$2,384,855**	**$0**	**$0**	**$0**	**$2,384,855**
Estimating & Escalation Contingency	15.00%			$357,728	$0	$0	$0	$357,728
Construction Contingency	5.00%			$119,243	$0	$0	$0	$119,243
Total Direct Costs				**$2,861,826**	**$0**	**$0**	**$0**	**$2,861,826**
Testing	0.50%			$14,309	$0	$0	$0	$14,309
Utility Permits & Fees	0.00%			$0	$0	$0	$0	$0
Subtotal				**$2,876,135**	**$0**	**$0**	**$0**	**$2,876,135**
Permits	0.50%			$14,381	$0	$0	$0	$14,381
Subtotal				**$2,890,516**	**$0**	**$0**	**$0**	**$2,890,516**
A/E Fees & Costs	8.00%			$231,241	$0	$0	$0	$231,241
CM Fees & Costs	3.60%			$104,059	$0	$0	$0	$104,059
Subtotal				**$3,225,816**	**$0**	**$0**	**$0**	**$3,225,816**
Instructional Technology				$330,704	$0	$0		$330,704
Non Instructional Technology				$199,162	$0	$0		$199,162
Furnishings				$113,715	$0	$0		$113,715
Equipment				$102,277	$0	$0		$102,277
Buses				$0				
TOTAL COSTS				**$3,971,673**	**$0**	**$0**	**$0**	**$3,971,673**

WALLED LAKE COMMUNITY SCHOOL DISTRICT
Commerce Elementary
FACILITY ASSESSMENT

New Construction		0	SF	$0.00	$0.00	TOTAL COST
Remodeling					$626,502.15	
Construction Contingency					$476,970.98	
Instructional Technology					$330,704.00	
Loose Furnishing/Equipment					$415,153.73	
Buses					$0.00	
Site Work					$1,787,042.57	
Site Acquisition					$0.00	
Architectural Fees and Costs					$231,241.26	
CM Fees and Costs					$104,058.57	
	TOTAL COSTS				**$3,971,673**	

New Construction		0	SF	$0.00	$0.00	SERIES 1
Remodeling					$0.00	
Construction Contingency					$0.00	
Instructional Technology					$0.00	
Loose Furnishing/Equipment					$0.00	
Buses					$0.00	
Site Work					$0.00	
Site Acquisition					$0.00	
Architectural Fees and Costs					$0.00	
CM Fees and Costs					$0.00	
	TOTAL COSTS				**$0**	

New Construction		0	SF	$0.00	$0.00	SERIES 2
Remodeling					$0.00	
Construction Contingency					$0.00	
Instructional Technology					$0.00	
Loose Furnishing/Equipment					$0.00	
Buses					$0.00	
Site Work					$0.00	
Site Acquisition					$0.00	
Architectural Fees and Costs					$0.00	
CM Fees and Costs					$0.00	
	TOTAL COSTS				**$0**	

New Construction		0	SF	$0.00	$0.00	SERIES 3
Remodeling					$0.00	
Construction Contingency					$0.00	
Instructional Technology						
Loose Furnishing/Equipment					$0.00	
Buses						
Site Work					$0.00	
Site Acquisition					$0.00	
Architectural Fees and Costs					$0.00	
CM Fees and Costs					$0.00	
	TOTAL COSTS				**$0**	

New Construction		0	SF	$0.00	$0.00	Series4
Remodeling					$626,502.15	
Construction Contingency					$476,970.98	
Instructional Technology					$330,704.00	
Loose Furnishing/Equipment					$415,153.73	
Buses					$0.00	
Site Work					$1,787,042.57	
Site Acquisition					$0.00	
Architectural Fees and Costs					$231,241.26	
CM Fees and Costs					$104,058.57	
	TOTAL COSTS				**$3,971,673**	

Building Utilization

School Building Name

Commerce Elementary School

Project No. **1**

Current Grade Structure K-5
Proposed Grade Structure K-5

1. List the number of teaching stations in appropriate column.
2. Calculate total capacity using the applicable capacity factor.
3. Enter five (5) year projected enrollment.
4. Calculate building utilization rate.
5. Attach floor plan of the building. Show the rooms and category (existing, proposed new, closed).
6. Number the teaching stations in consecutive order.

Existing	List # of Teaching Stations	Capacity Factor	Capacity
(K-2) Lower Elementary	12	20	240
(3-5) Upper Elementary	11	25	275
(6-8) Junior High		22.5	0
(9-12) High School		21.25	0
Subtotal	**23**		**515**

Proposed New	List # of Teaching Stations	Capacity Factor	Capacity
(K-2) Lower Elementary		20	0
(3-5) Upper Elementary		25	0
(6-8) Junior High		22.5	0
(9-12) High School		21.25	0
Subtotal	**0**		**0**
Total	**23**		**515**

Facility to be Closed	List # of Teaching Stations	Capacity Factor	Capacity
(K-2) Lower Elementary		20	0
(3-5) Upper Elementary		25	0
(6-8) Junior High		22.5	0
(9-12) High School		21.25	0
Total	**0**		**0**

Projected 5-Year Enrollment **520**

Utilization Percentage **101.0%**
(Projected 5-Year Enrollment / Total Capacity)

Please transfer applicable information to the Utilization Summary on Page 6 of the application.

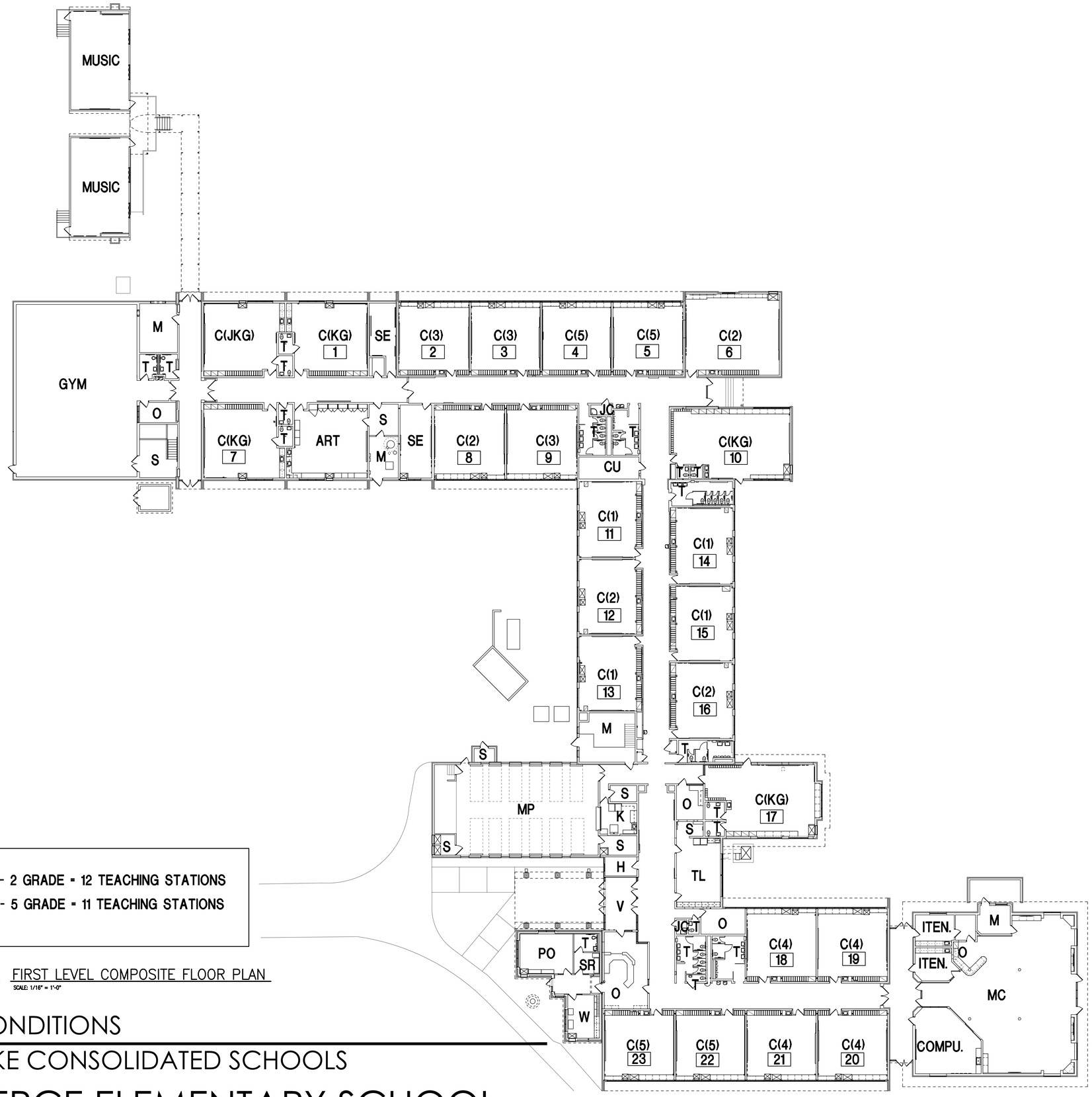

ROOM USE LEGEND

C	: CLASSROOM
CU	: CUSTODIAL CLOSET
H	: HEALTH ROOM
K	: KITCHEN
KG	: KINDERGARTEN CLASSROOM
JC	: JANITOR'S CLOSET
M	: MECHANICAL
MC	: MEDIA CENTER
MP	: MULTIPURPOSE ROOM
O	: OFFICE
PO	: PRINCIPAL'S OFFICE
S	: STORAGE
SE	: SPECIAL ED. CLASSROOM
SR	: SICK ROOM
T	: TOILET
TL	: TEACHER'S LOUNGE
V	: VESTIBULE
W	: WORKROOM

K - 2 GRADE = 12 TEACHING STATIONS

3 - 5 GRADE = 11 TEACHING STATIONS

N

FIRST LEVEL COMPOSITE FLOOR PLAN

SCALE: 1/16" = 1'-0"

EXISTING CONDITIONS

WALLED LAKE CONSOLIDATED SCHOOLS

COMMERCE ELEMENTARY SCHOOL

APRIL 2023

ARCHITECTURE

Project Sheet

Dublin Elementary School	**Project No.**	**2**

Description of Series 1	
Description of Series 2	
Description of Series 3	
Description of Series 4	Safety and Security upgrades including non-instructional technology and technology infrastructure, window film, and secure entry. Non-instructional technology and equipment upgrades including network/server.
Instructional Technology Description	Provide new computers with monitors, printers, projectors, and other devices for students and teachers for instructional purposes.
Site Work Description	Include upgrades at receiving area drive access.

Construction Cost Per Square Foot

New Construction Square Ft	0	**Cost per Sq Ft**	$ -
New Addition Square Ft.	0	**Cost per Sq Ft**	#DIV/0!

Statement describing any existing environmental or usability problems the proposed project will address. (ex: asbestos, energy use, or ADA requirements)

None noted

Estimated Cost of Proposed Construction Project

Column1	Series 1	Series 2	Series 3	Series 4	Total
New Construction	0	0	0	0	**0**
Remodeling	0	0	0	253,563	**253,563**
Construction Contingency	0	0	0	168,910	**168,910**
Instructional Technology	0	0		105,704	**105,704**
Loose Furnishing /Equipment	0	0	0	381,810	**381,810**
Buses	0	0		0	**0**
Site Work	0	0	0	601,146	**601,146**
Site Acquisition	0	0	0	0	**0**
A/E Fees and Costs	0	0	0	81,890	**81,890**
CM Fees and Costs	0	0	0	36,850	**36,850**
Estimated Costs	**0**	**0**	**0**	**1,629,872**	**1,629,872**

Certificate by Registered Architect

I certify that I have assessed the conditions relative to this facility and the details of the proposed project(s) described above and the attached detail relative to the construction project(s) are true and correct to the best of my knowledge and belief.

Signature	12/14/2023 Date	TMP Architecture, Inc. Firm Name and License Number	21298
John J. Castellana, FAIA Printed Name	jcastellana@tmp-architecture.com E-mail Address		248-338-4561 Phone Number

WALLED LAKE COMMUNITY SCHOOL DISTRICT
Dublin Elementary
FACILITY ASSESSMENT

AUCH

84,374	sf	Existing
0	sf	New construction
84,374	sf	Total

MAY 2024 FINAL

DESCRIPTION	Quan.	Unit	Unit Cost	Trade Cost	SERIES 1	SERIES 2	SERIES 3	SERIES 4
New Construction								
NONE	0	sf	$0.00	0				$0
New Construction				**$0**	**$0**	**$0**	**$0**	**$0**
Site Work								
Receiving Area Improvements	1	ls	$550,000.00	$550,000				$550,000
a	0	ls	$0.00	$0				$0
a	0	ls	$0.00	$0				$0
Site Work				**$550,000**	**$0**	**$0**	**$0**	**$550,000**
Architectural								
Building Enclosure								
Security measures - Window Film & Secure Entrance	1	ls	$75,000.00	$75,000				$75,000
a	0	sf	$0.00	$0				$0
a	0	sf	$0.00	$0				$0
Interior								
a	0	sf	$0.00	$0				$0
a	0	sf	$0.00	$0				$0
Architectural				**$75,000**	**$0**	**$0**	**$0**	**$75,000**
Mechanical Work								
a	0	sf	$0.00	$0				$0
a	0	sf	$0.00	$0				$0
Mechanical				**$0**	**$0**	**$0**	**$0**	**$0**
Electrical								
Technology Infrastructure - Fiber Optics/ PA/ Security/ Cat6 Cable	1	ls	$156,990.00	$156,990				$156,990
a	0	sf	$0.00	$0				$0
Electrical				**$156,990**	**$0**	**$0**	**$0**	**$156,990**
Total Cost				**$781,990**	**$0**	**$0**	**$0**	**$781,990**
General Conditions	8.00%			$62,559	$0	$0	$0	$62,559
Subtotal				**$844,549**	**$0**	**$0**	**$0**	**$844,549**
Estimating & Escalation Contingency	15.00%			$126,682	$0	$0	$0	$126,682
Construction Contingency	5.00%			$42,227	$0	$0	$0	$42,227
Total Direct Costs				**$1,013,459**	**$0**	**$0**	**$0**	**$1,013,459**
Testing	0.50%			$5,067	$0	$0	$0	$5,067
Utility Permits & Fees	0.00%			$0	$0	$0	$0	$0
Subtotal				**$1,018,526**	**$0**	**$0**	**$0**	**$1,018,526**
Permits	0.50%			$5,093	$0	$0	$0	$5,093
Subtotal				**$1,023,619**	**$0**	**$0**	**$0**	**$1,023,619**
A/E Fees & Costs	8.00%			$81,890	$0	$0	$0	$81,890
CM Fees & Costs	3.60%			$36,850	$0	$0	$0	$36,850
Subtotal				**$1,142,359**	**$0**	**$0**	**$0**	**$1,142,359**
Instructional Technology				$105,704	$0	$0		$105,704
Non Instructional Technology				$279,537	$0	$0		$279,537
Furnishings				$0	$0	$0		$0
Equipment				$102,273	$0	$0		$102,273
Buses				$0	$0	$0		$0
TOTAL COSTS				**$1,629,872**	**$0**	**$0**	**$0**	**$1,629,872**

WALLED LAKE COMMUNITY SCHOOL DISTRICT
Dublin Elementary
FACILITY ASSESSMENT

New Construction	0	SF	$0.00	$0.00	TOTAL COST
Remodeling				$253,563.31	
Construction Contingency				$168,909.84	
Instructional Technology				$105,704.00	
Loose Furnishing/Equipment				$381,809.73	
Buses				$0.00	
Site Work				$601,145.82	
Site Acquisition				$0.00	
Architectural Fees and Costs				$81,889.52	
CM Fees and Costs				$36,850.28	
TOTAL COSTS				**$1,629,872**	

New Construction	0	SF	$0.00	$0.00	SERIES 1
Remodeling				$0.00	
Construction Contingency				$0.00	
Instructional Technology				$0.00	
Loose Furnishing/Equipment				$0.00	
Buses				$0.00	
Site Work				$0.00	
Site Acquisition				$0.00	
Architectural Fees and Costs				$0.00	
CM Fees and Costs				$0.00	
TOTAL COSTS				**$0**	

New Construction	0	SF	$0.00	$0.00	SERIES 2
Remodeling				$0.00	
Construction Contingency				$0.00	
Instructional Technology				$0.00	
Loose Furnishing/Equipment				$0.00	
Buses				$0.00	
Site Work				$0.00	
Site Acquisition				$0.00	
Architectural Fees and Costs				$0.00	
CM Fees and Costs				$0.00	
TOTAL COSTS				**$0**	

New Construction	0	SF	$0.00	$0.00	SERIES 3
Remodeling				$0.00	
Construction Contingency				$0.00	
Instructional Technology					
Loose Furnishing/Equipment				$0.00	
Buses					
Site Work				$0.00	
Site Acquisition				$0.00	
Architectural Fees and Costs				$0.00	
CM Fees and Costs				$0.00	
TOTAL COSTS				**$0**	

New Construction	0	SF	$0.00	$0.00	SERIES 4
Remodeling				$253,563.31	
Construction Contingency				$168,909.84	
Instructional Technology				$105,704.00	
Loose Furnishing/Equipment				$381,809.73	
Buses				$0.00	
Site Work				$601,145.82	
Site Acquisition				$0.00	
Architectural Fees and Costs				$81,889.52	
CM Fees and Costs				$36,850.28	
TOTAL COSTS				**$1,629,872**	

Building Utilization

School Building Name

Dublin Elementary School **Project No.** **2**

Current Grade Structure K-5
Proposed Grade Structure K-5

1. List the number of teaching stations in appropriate column.
2. Calculate total capacity using the applicable capacity factor.
3. Enter five (5) year projected enrollment.
4. Calculate building utilization rate.
5. Attach floor plan of the building. Show the rooms and category (existing, proposed new, closed).
6. Number the teaching stations in consecutive order.

Existing	List # of Teaching Stations	Capacity Factor	Capacity
(K-2) Lower Elementary	12	20	240
(3-5) Upper Elementary	12	25	300
(6-8) Junior High		22.5	0
(9-12) High School		21.25	0
Subtotal	**24**		**540**

Proposed New	List # of Teaching Stations	Capacity Factor	Capacity
(K-2) Lower Elementary		20	0
(3-5) Upper Elementary		25	0
(6-8) Junior High		22.5	0
(9-12) High School		21.25	0
Subtotal	**0**		**0**
Total	**24**		**540**

Facility to be Closed	List # of Teaching Stations	Capacity Factor	Capacity
(K-2) Lower Elementary		20	0
(3-5) Upper Elementary		25	0
(6-8) Junior High		22.5	0
(9-12) High School		21.25	0
Total	**0**		**0**

Projected 5-Year Enrollment **546**

Utilization Percentage **101.1%**
(Projected 5-Year Enrollment / Total Capacity)

Please transfer applicable information to the Utilization Summary on Page 6 of the application.

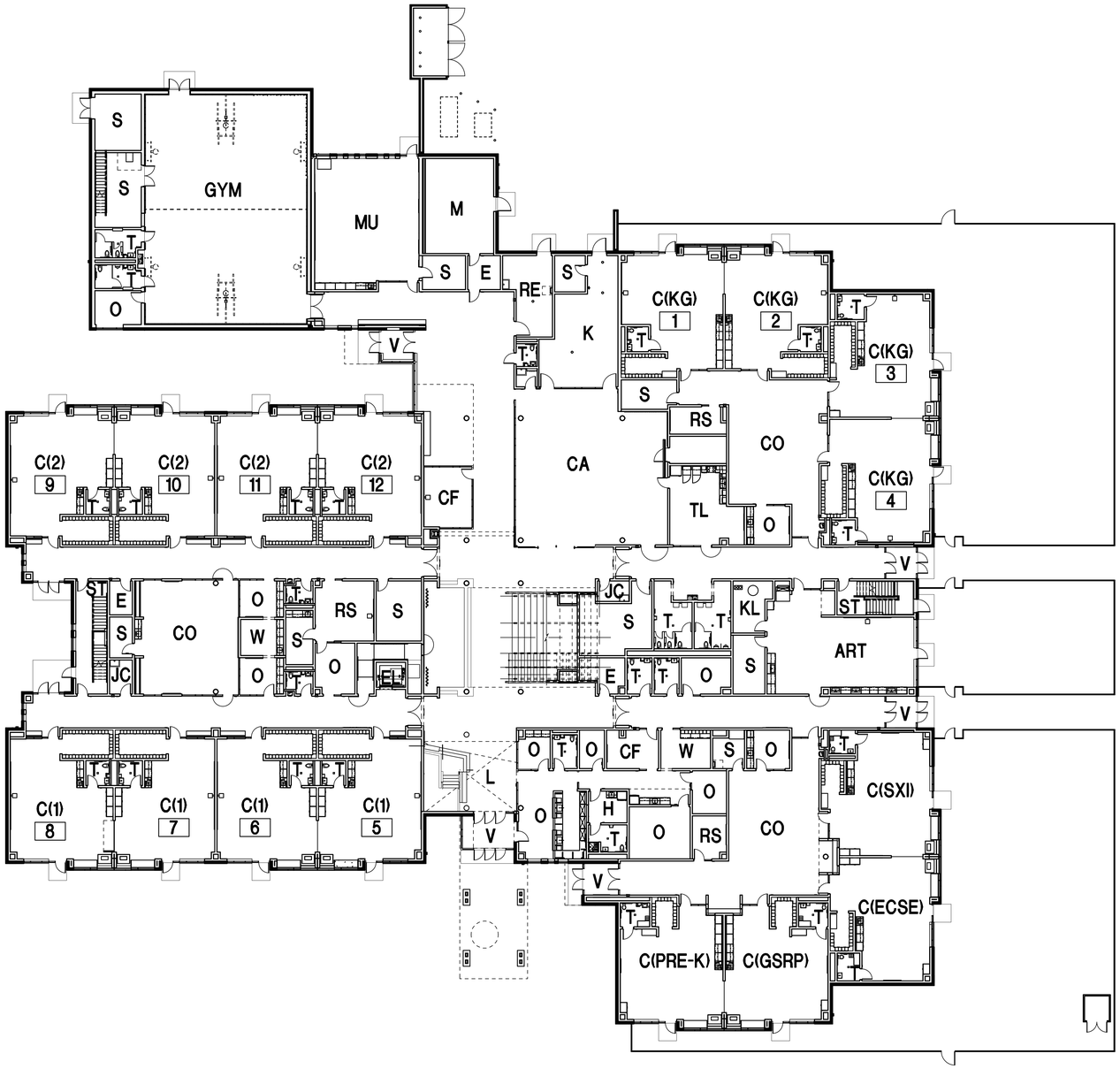

ROOM USE LEGEND

- C : CLASSROOM
- CA : CAFETERIA
- CF : CONFERENCE ROOM
- CO : COLLABORATION
- E : ELECTRICAL
- EL : ELEVATOR
- H : HEALTH ROOM
- K : KITCHEN
- KG : KINDERGARTEN CLASSROOM
- KL : KILN
- JC : JANITOR'S CLOSET
- L : LOBBY
- M : MECHANICAL
- MC : MEDIA CENTER
- MU : MUSIC ROOM
- O : OFFICE
- RE : RECEIVING
- RS : RESOURCE ROOM
- S : STORAGE
- SE : SPECIAL ED. CLASSROOM
- ST : STAIR
- T : TOILET
- TL : TEACHER'S LOUNGE
- V : VESTIBULE
- W : WORKROOM

K - 2 GRADE = 12 TEACHING STATIONS
3 - 5 GRADE = 9 TEACHING STATIONS
UNOCCUPIED = 3 TEACHING STATIONS

N

FIRST LEVEL COMPOSITE FLOOR PLAN
SCALE: 1/16" = 1'-0"

EXISTING CONDITIONS

WALLED LAKE CONSOLIDATED SCHOOLS

DUBLIN ELEMENTARY

APRIL 2023

ARCHITECTURE

ROOM USE LEGEND

C	: CLASSROOM
CA	: CAFETERIA
CF	: CONFERENCE ROOM
CO	: COLLABORATION
E	: ELECTRICAL
EL	: ELEVATOR
H	: HEALTH ROOM
K	: KITCHEN
KG	: KINDERGARTEN CLASSROOM
KL	: KILN
JC	: JANITOR'S CLOSET
L	: LOBBY
M	: MECHANICAL
MC	: MEDIA CENTER
MU	: MUSIC ROOM
O	: OFFICE
RE	: RECEIVING
RS	: RESOURCE ROOM
S	: STORAGE
SE	: SPECIAL ED. CLASSROOM
ST	: STAIR
T	: TOILET
TL	: TEACHER'S LOUNGE
V	: VESTIBULE
W	: WORKROOM

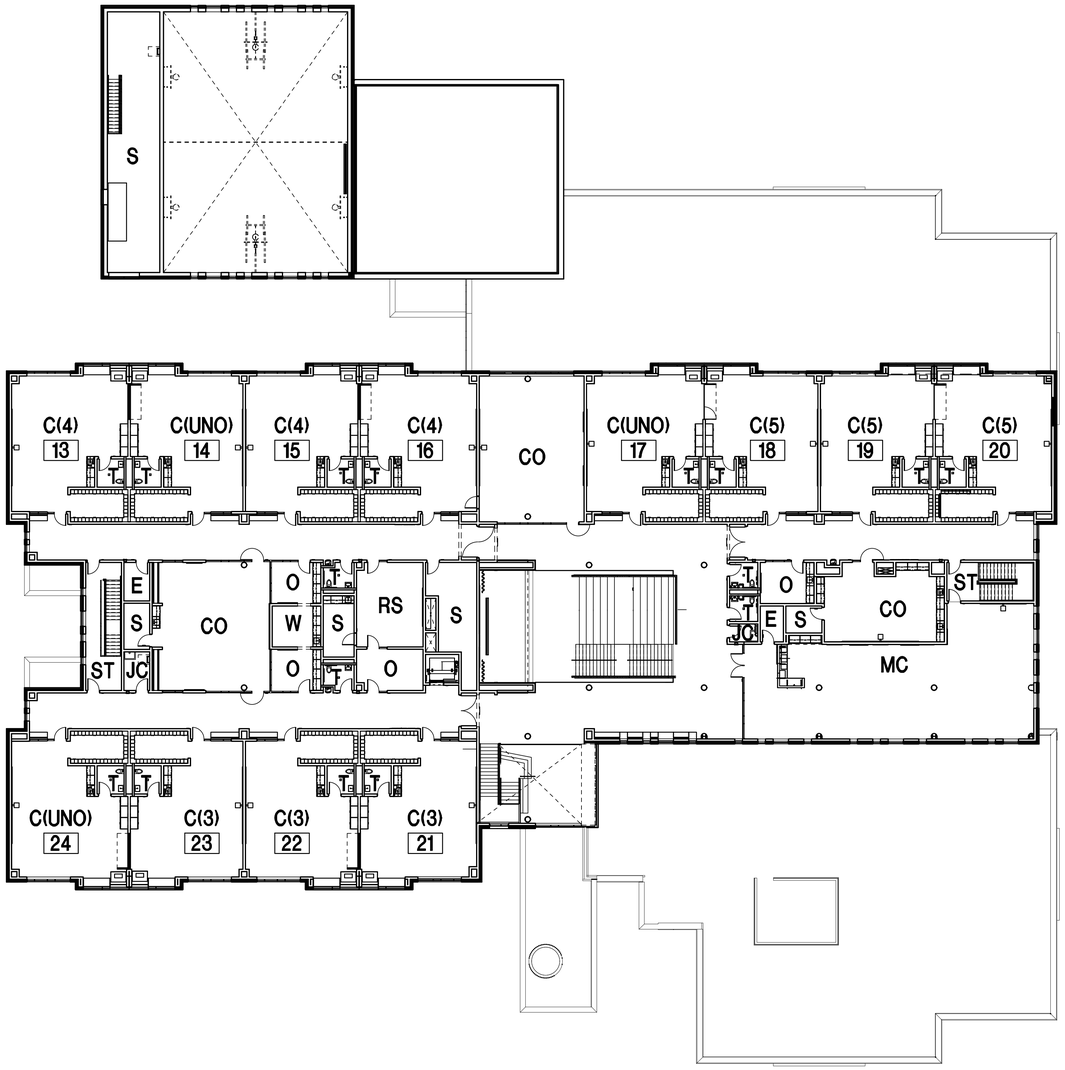

N

SECOND LEVEL COMPOSITE FLOOR PLAN

SCALE: 1/16" = 1'-0"

EXISTING CONDITIONS

WALLED LAKE CONSOLIDATED SCHOOLS

DUBLIN ELEMENTARY

APRIL 2023

ARCHITECTURE

Project Sheet

Glengary Elementary School	Project No.	3

Description of Series 1	
Description of Series 2	
Description of Series 3	
Description of Series 4	Safety and Security upgrades including technology infrastructure, window film, and secure entry. Non-instructional technology including network/server, and office and multi-purpose space furniture and equipment upgrades.
Instructional Technology Description	Provide new computers with monitors, printers, projectors, and other devices for students and teachers for instructional purposes.
Site Work Description	New Entrance Canopy. Upgrade playground equipment. Provide new digital sign and new flag pole with light.

Construction Cost Per Square Foot

New Construction Square Ft	0	**Cost per Sq Ft**	$ -
New Addition Square Ft.	0	**Cost per Sq Ft**	#DIV/0!

Statement describing any existing environmental or usability problems the proposed project will address. (ex: asbestos, energy use, or ADA requirements)

None noted

Estimated Cost of Proposed Construction Project

Column1	Series 1	Series 2	Series 3	Series 4	Total
New Construction	0	0	0	0	**0**
Remodeling	0	0	0	627,239	**627,239**
Construction Contingency	0	0	0	190,917	**190,917**
Instructional Technology	0	0		318,163	**318,163**
Loose Furnishing /Equipment	0	0	0	394,116	**394,116**
Buses	0	0		0	**0**
Site Work	0	0	0	338,828	**338,828**
Site Acquisition	0	0	0	0	**0**
A/E Fees and Costs	0	0	0	92,559	**92,559**
CM Fees and Costs	0	0	0	41,651	**41,651**
Estimated Costs	**0**	**0**	**0**	**2,003,472**	**2,003,472**

Certificate by Registered Architect

I certify that I have assessed the conditions relative to this facility and the details of the proposed project(s) described above and the attached detail relative to the construction project(s) are true and correct to the best of my knowledge and belief.

Signature	12/14/2023 Date	TMP Architecture, Inc. Firm Name and License Number	21298

John J. Castellana, FAIA Printed Name	jcastellana@tmp-architecture.com E-mail Address		248-338-4561 Phone Number

WALLED LAKE COMMUNITY SCHOOL DISTRICT
Glengary Elementary
FACILITY ASSESSMENT

AUCH

MAY 2024 FINAL

50,867	sf	Existing
0	sf	New construction
50,867	sf	Total

DESCRIPTION	Quan.	Unit	Unit Cost	Trade Cost	SERIES 1	SERIES 2	SERIES 3	SERIES 4
New Construction								
a								$0
New Construction				**$0**	**$0**	**$0**	**$0**	**$0**
Site Work								
Playground Equipment Upgrades	1	ls	$80,000.00	$80,000				$80,000
Install new digital sign	1	ls	$45,000.00	$45,000				$45,000
New Flag Pole with light	1	ls	$10,000.00	$10,000				$10,000
North entry canopy	1	ls	$175,000.00	$175,000				$175,000
a	0	ls	$0.00	$0				$0
Site Work				**$310,000**	**$0**	**$0**	**$0**	**$310,000**
Architectural								
Building Enclosure								
Security measures - Window Film & Secure Entrance	1	ls	$125,000.00	$125,000				$125,000
Interior								
a	0	sf	$0.00	$0				$0
Architectural				**$125,000**	**$0**	**$0**	**$0**	**$125,000**
Mechanical Work								
a	0	sf	$0.00	$0				$0
Mechanical				**$0**	**$0**	**$0**	**$0**	**$0**
Electrical								
Technology Infrastructure - Fiber Optics/ PA/ Security/ Cat6 Cable	1	ls	$448,873.00	$448,873				$448,873
a	0	sf	$0.00	$0				$0
a	0	sf	$0.00	$0				$0
Electrical				**$448,873**	**$0**	**$0**	**$0**	**$448,873**
Total Cost				**$883,873**	**$0**	**$0**	**$0**	**$883,873**
General Conditions	8.00%			$70,710	$0	$0	$0	$70,710
Subtotal				**$954,583**	**$0**	**$0**	**$0**	**$954,583**
Estimating & Escalation Contingency	15.00%			$143,187	$0	$0	$0	$143,187
Construction Contingency	5.00%			$47,729	$0	$0	$0	$47,729
Total Direct Costs				**$1,145,499**	**$0**	**$0**	**$0**	**$1,145,499**
Testing	0.50%			$5,727	$0	$0	$0	$5,727
Utility Permits & Fees	0.00%			$0	$0	$0	$0	$0
Subtotal				**$1,151,227**	**$0**	**$0**	**$0**	**$1,151,227**
Permits	0.50%			$5,756	$0	$0	$0	$5,756
Subtotal				**$1,156,983**	**$0**	**$0**	**$0**	**$1,156,983**
A/E Fees & Costs	8.00%			$92,559	$0	$0	$0	$92,559
CM Fees & Costs	3.60%			$41,651	$0	$0	$0	$41,651
Subtotal				**$1,291,193**	**$0**	**$0**	**$0**	**$1,291,193**
Instructional Technology				$318,163	$0	$0		$318,163
Non Instructional Technology				$211,991	$0	$0		$211,991
Furnishings				$79,853	$0	$0		$79,853
Equipment				$102,273	$0	$0		$102,273
Buses				$0	$0	$0		$0
TOTAL COSTS				**$2,003,472**	**$0**	**$0**	**$0**	**$2,003,472**

WALLED LAKE COMMUNITY SCHOOL DISTRICT
Glengary Elementary
FACILITY ASSESSMENT

New Construction	0	SF	$0.00	$0.00	TOTAL COST
Remodeling				$627,238.83	
Construction Contingency				$190,916.57	
Instructional Technology				$318,163.00	
Loose Furnishing/Equipment				$394,116.23	
Buses				$0.00	
Site Work				$338,827.64	
Site Acquisition				$0.00	
Architectural Fees and Costs				$92,558.64	
CM Fees and Costs				$41,651.39	
TOTAL COSTS				**$2,003,472**	

New Construction	0	SF	$0.00	$0.00	SERIES 1
Remodeling				$0.00	
Construction Contingency				$0.00	
Instructional Technology				$0.00	
Loose Furnishing/Equipment				$0.00	
Buses				$0.00	
Site Work				$0.00	
Site Acquisition				$0.00	
Architectural Fees and Costs				$0.00	
CM Fees and Costs				$0.00	
TOTAL COSTS				**$0**	

New Construction	0	SF	$0.00	$0.00	SERIES 2
Remodeling				$0.00	
Construction Contingency				$0.00	
Instructional Technology				$0.00	
Loose Furnishing/Equipment				$0.00	
Buses				$0.00	
Site Work				$0.00	
Site Acquisition				$0.00	
Architectural Fees and Costs				$0.00	
CM Fees and Costs				$0.00	
TOTAL COSTS				**$0**	

New Construction	0	SF	$0.00	$0.00	SERIES 3
Remodeling				$0.00	
Construction Contingency				$0.00	
Instructional Technology					
Loose Furnishing/Equipment				$0.00	
Buses					
Site Work				$0.00	
Site Acquisition				$0.00	
Architectural Fees and Costs				$0.00	
CM Fees and Costs				$0.00	
TOTAL COSTS				**$0**	

New Construction	0	SF	$0.00	$0.00	SERIES 4
Remodeling				$627,238.83	
Construction Contingency				$190,916.57	
Instructional Technology				$318,163.00	
Loose Furnishing/Equipment				$394,116.23	
Buses				$0.00	
Site Work				$338,827.64	
Site Acquisition				$0.00	
Architectural Fees and Costs				$92,558.64	
CM Fees and Costs				$41,651.39	
TOTAL COSTS				**$2,003,472**	

Building Utilization

School Building Name

Glengary Elementary School **Project No.** **3**

Current Grade Structure K-5
Proposed Grade Structure K-5

1. List the number of teaching stations in appropriate column.
2. Calculate total capacity using the applicable capacity factor.
3. Enter five (5) year projected enrollment.
4. Calculate building utilization rate.
5. Attach floor plan of the building. Show the rooms and category (existing, proposed new, closed).
6. Number the teaching stations in consecutive order.

Existing	List # of Teaching Stations	Capacity Factor	Capacity
(K-2) Lower Elementary	8	20	160
(3-5) Upper Elementary	8	25	200
(6-8) Junior High		22.5	0
(9-12) High School		21.25	0
Subtotal	**16**		**360**

Proposed New	List # of Teaching Stations	Capacity Factor	Capacity
(K-2) Lower Elementary		20	0
(3-5) Upper Elementary		25	0
(6-8) Junior High		22.5	0
(9-12) High School		21.25	0
Subtotal	**0**		**0**
Total	**16**		**360**

Facility to be Closed	List # of Teaching Stations	Capacity Factor	Capacity
(K-2) Lower Elementary		20	0
(3-5) Upper Elementary		25	0
(6-8) Junior High		22.5	0
(9-12) High School		21.25	0
Total	**0**		**0**

Projected 5-Year Enrollment **360**

Utilization Percentage **100.0%**
(Projected 5-Year Enrollment / Total Capacity)

Please transfer applicable information to the Utilization Summary on Page 6 of the application.

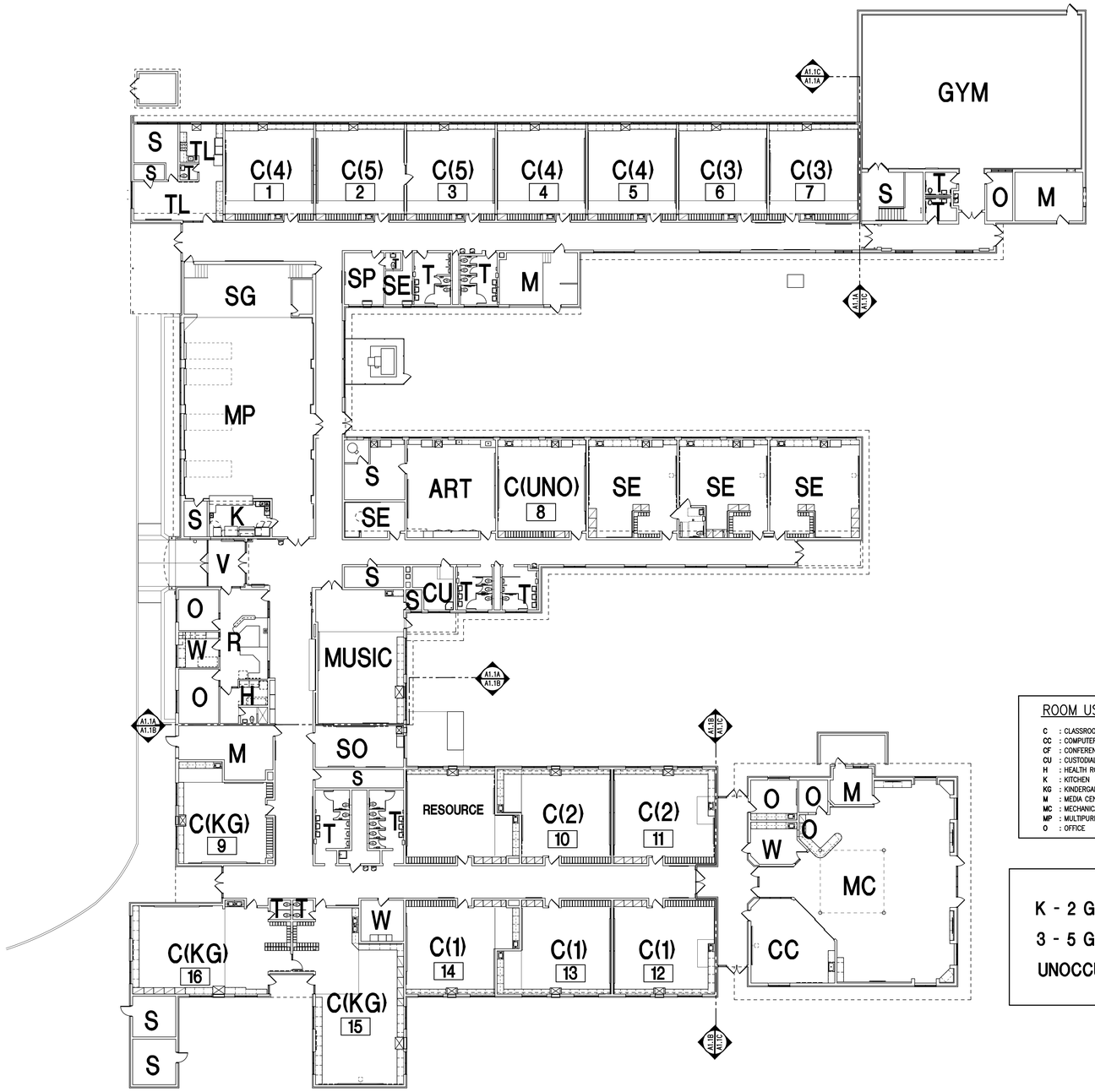

ROOM USE LEGEND

C	: CLASSROOM	R	: ADMIN. RECEPTION
CC	: COMPUTER CLASSROOM	S	: STORAGE
CF	: CONFERENCE ROOM	SE	: SPECIAL EDUCATION
CU	: CUSTODIAL CLOSET	SG	: STAGE
H	: HEALTH ROOM	SO	: SOCIAL WORKER
K	: KITCHEN	SP	: SPEECH ROOM
KG	: KINDERGARTEN CLASSROOM	T	: TOILET
M	: MEDIA CENTER	TL	: TEACHER'S LOUNGE
MC	: MECHANICAL	V	: VESTIBULE
MP	: MULTIPURPOSE ROOM	W	: WORKROOM
O	: OFFICE		

K - 2 GRADE = 8 TEACHING STATIONS

3 - 5 GRADE = 7 TEACHING STATIONS

UNOCCUPIED = 1 TEACHING STATION

N

COMPOSITE FLOOR PLAN

EXISTING CONDITIONS

WALLED LAKE CONSOLIDATED SCHOOLS

APRIL 2023

GLENGARY ELEMENTARY SCHOOL

ARCHITECTURE

Project Sheet

Guest Elementary School	Project No.	4

Description of Series 1	
Description of Series 2	
Description of Series 3	
Description of Series 4	Safety and Security upgrades including technology infrastructure, window film, and secure entry. Non-instructional technology including network/server, and classroom and multi-purpose space furniture and equipment upgrades.
Instructional Technology Description	Provide new computers with monitors, printers, projectors, and other devices for students and teachers for instructional purposes.
Site Work Description	Upgrade playground equipment. Replace sidewalks. Provide new digital sign and new flag pole with light.

Construction Cost Per Square Foot

New Construction Square Ft	0	**Cost per Sq Ft**	$ -
New Addition Square Ft.	0	**Cost per Sq Ft**	#DIV/0!

Statement describing any existing environmental or usability problems the proposed project will address. (ex: asbestos, energy use, or ADA requirements)

None noted

Estimated Cost of Proposed Construction Project

Column1	Series 1	Series 2	Series 3	Series 4	Total
New Construction	0	0	0	0	**0**
Remodeling	0	0	0	626,134	**626,134**
Construction Contingency	0	0	0	161,538	**161,538**
Instructional Technology	0	0		305,621	**305,621**
Loose Furnishing /Equipment	0	0	0	404,774	**404,774**
Buses	0	0		0	**0**
Site Work	0	0	0	191,274	**191,274**
Site Acquisition	0	0	0	0	**0**
A/E Fees and Costs	0	0	0	78,316	**78,316**
CM Fees and Costs	0	0	0	35,242	**35,242**
Estimated Costs	**0**	**0**	**0**	**1,802,898**	**1,802,898**

Certificate by Registered Architect

I certify that I have assessed the conditions relative to this facility and the details of the proposed project(s) described above and the attached detail relative to the construction project(s) are true and correct to the best of my knowledge and belief.

Signature	12/14/2023 Date	TMP Architecture, Inc. Firm Name and License Number	21298
John J. Castellana, FAIA Printed Name	jcastellana@tmp-architecture.com E-mail Address		248-338-4561 Phone Number

WALLED LAKE COMMUNITY SCHOOL DISTRICT
Mary Helen Guest Elementary
FACILITY ASSESSMENT

AUCH

MAY 2024 FINAL

45,973	sf	Existing
0	sf	New construction
45,973	sf	Total

DESCRIPTION	Quan.	Unit	Unit Cost	Trade Cost	SERIES 1	SERIES 2	SERIES 3	SERIES 4
New Construction								
a	0	sf	$335.00	0				$0
New Construction				**$0**	**$0**	**$0**	**$0**	**$0**
Site Work								
Playground Equipment Upgrades	1	allow	$80,000.00	$80,000				$80,000
Sidewalk Replacement	5,000	sf	$8.00	$40,000				$40,000
Install new digital sign	1	allow	$45,000.00	$45,000				$45,000
New Flag Pole with light	1	ea	$10,000.00	$10,000				$10,000
a	0	ls	$0.00	$0			$0	
Site Work				**$175,000**	**$0**	**$0**	**$0**	**$175,000**
Architectural								
Building Enclosure								
Security measures - Window Film & Secure Entry	1	ls	$125,000.00	$125,000				$125,000
a	0	sf	$0.00	$0				$0
a	0	sf	$0.00	$0				$0
Interior								
a	0	sf	$0.00	$0				$0
a	0	sf	$0.00	$0				$0
Architectural				**$125,000**	**$0**	**$0**	**$0**	**$125,000**
Mechanical Work								
a	0	sf	$0.00	$0				$0
Mechanical				**$0**	**$0**	**$0**	**$0**	**$0**
Electrical								
Technology Infrastructure - Fiber Optics/ PA/ Security/ Cat6 Cable	1	ls	$447,862.00	$447,862				$447,862
a	0	sf	$0.00	$0				$0
a	0	sf	$0.00	$0				$0
Electrical				**$447,862**	**$0**	**$0**	**$0**	**$447,862**
Total Cost				**$747,862**	**$0**	**$0**	**$0**	**$747,862**
General Conditions	8.00%			$59,829	$0	$0	$0	$59,829
Subtotal				**$807,691**	**$0**	**$0**	**$0**	**$807,691**
Estimating & Escalation Contingency	15.00%			$121,154	$0	$0	$0	$121,154
Construction Contingency	5.00%			$40,385	$0	$0	$0	$40,385
Total Direct Costs				**$969,229**	**$0**	**$0**	**$0**	**$969,229**
Testing	0.50%			$4,846	$0	$0	$0	$4,846
Utility Permits & Fees	0.00%			$0	$0	$0	$0	$0
Subtotal				**$974,075**	**$0**	**$0**	**$0**	**$974,075**
Permits	0.50%			$4,870	$0	$0	$0	$4,870
Subtotal				**$978,946**	**$0**	**$0**	**$0**	**$978,946**
A/E Fees & Costs	8.00%			$78,316	$0	$0	$0	$78,316
CM Fees & Costs	3.60%			$35,242	$0	$0	$0	$35,242
Subtotal				**$1,092,503**	**$0**	**$0**	**$0**	**$1,092,503**
Instructional Technology				$305,621	$0	$0		$305,621
Non Instructional Technology				$211,991	$0	$0		$211,991
Furnishings				$90,510	$0	$0		$90,510
Equipment				$102,273	$0	$0		$102,273
Buses				$0	$0	$0		$0
TOTAL COSTS				**$1,802,898**	**$0**	**$0**	**$0**	**$1,802,898**

WALLED LAKE COMMUNITY SCHOOL DISTRICT
Mary Helen Guest Elementary
FACILITY ASSESSMENT

New Construction	0	SF	$0.00	$0.00	TOTAL COST
Remodeling				$626,133.81	
Construction Contingency				$161,538.19	
Instructional Technology				$305,621.00	
Loose Furnishing/Equipment				$404,773.73	
Buses				$0.00	
Site Work				$191,273.67	
Site Acquisition				$0.00	
Architectural Fees and Costs				$78,315.65	
CM Fees and Costs				$35,242.04	
TOTAL COSTS				**$1,802,898**	

New Construction	0	SF	$0.00	$0.00	SERIES 1
Remodeling				$0.00	
Construction Contingency				$0.00	
Instructional Technology				$0.00	
Loose Furnishing/Equipment				$0.00	
Buses				$0.00	
Site Work				$0.00	
Site Acquisition				$0.00	
Architectural Fees and Costs				$0.00	
CM Fees and Costs				$0.00	
TOTAL COSTS				**$0**	

New Construction	0	SF	$0.00	$0.00	SERIES 2
Remodeling				$0.00	
Construction Contingency				$0.00	
Instructional Technology				$0.00	
Loose Furnishing/Equipment				$0.00	
Buses				$0.00	
Site Work				$0.00	
Site Acquisition				$0.00	
Architectural Fees and Costs				$0.00	
CM Fees and Costs				$0.00	
TOTAL COSTS				**$0**	

New Construction	0	SF	$0.00	$0.00	SERIES 3
Remodeling				$0.00	
Construction Contingency				$0.00	
Instructional Technology					
Loose Furnishing/Equipment				$0.00	
Buses					
Site Work				$0.00	
Site Acquisition				$0.00	
Architectural Fees and Costs				$0.00	
CM Fees and Costs				$0.00	
TOTAL COSTS				**$0**	

New Construction	0	SF	$0.00	$0.00
Remodeling				$626,133.81
Construction Contingency				$161,538.19
Instructional Technology				$305,621.00
Loose Furnishing/Equipment				$404,773.73
Buses				$0.00
Site Work				$191,273.67
Site Acquisition				$0.00
Architectural Fees and Costs				$78,315.65
CM Fees and Costs				$35,242.04
TOTAL COSTS				**$1,802,898**

Building Utilization

School Building Name

Guest Elementary School

Project No. **4**

Current Grade Structure K-5
Proposed Grade Structure K-5

1. List the number of teaching stations in appropriate column.
2. Calculate total capacity using the applicable capacity factor.
3. Enter five (5) year projected enrollment.
4. Calculate building utilization rate.
5. Attach floor plan of the building. Show the rooms and category (existing, proposed new, closed).
6. Number the teaching stations in consecutive order.

Existing	List # of Teaching Stations	Capacity Factor	Capacity
(K-2) Lower Elementary	7	20	140
(3-5) Upper Elementary	9	25	225
(6-8) Junior High		22.5	0
(9-12) High School		21.25	0
Subtotal	**16**		**365**

Proposed New	List # of Teaching Stations	Capacity Factor	Capacity
(K-2) Lower Elementary		20	0
(3-5) Upper Elementary		25	0
(6-8) Junior High		22.5	0
(9-12) High School		21.25	0
Subtotal	**0**		**0**
Total	**16**		**365**

Facility to be Closed	List # of Teaching Stations	Capacity Factor	Capacity
(K-2) Lower Elementary		20	0
(3-5) Upper Elementary		25	0
(6-8) Junior High		22.5	0
(9-12) High School		21.25	0
Total	**0**		**0**

Projected 5-Year Enrollment **365**

Utilization Percentage **100.0%**
(Projected 5-Year Enrollment / Total Capacity)

Please transfer applicable information to the Utilization Summary on Page 6 of the application.

ROOM USE LEGEND

- C : CLASSROOM
- CC : COMPUTER CLASSROOM
- CF : CONFERENCE ROOM
- CO : COPY ROOM
- H : HEALTH ROOM
- HE : HEAD END ROOM
- K : KITCHEN
- KG : KINDERGARTEN CLASSROOM
- JC : JANITOR'S CLOSET
- M : MECHANICAL
- MC : MEDIA CENTER
- MP : MULTIPURPOSE ROOM
- O : OFFICE
- RE : RECEIVING
- S : STORAGE
- SE : SPECIAL ED. CLASSROOM
- SP : SPEECH ROOM
- T : TOILET
- TL : TEACHER'S LOUNGE
- V : VESTIBULE
- W : WORKROOM

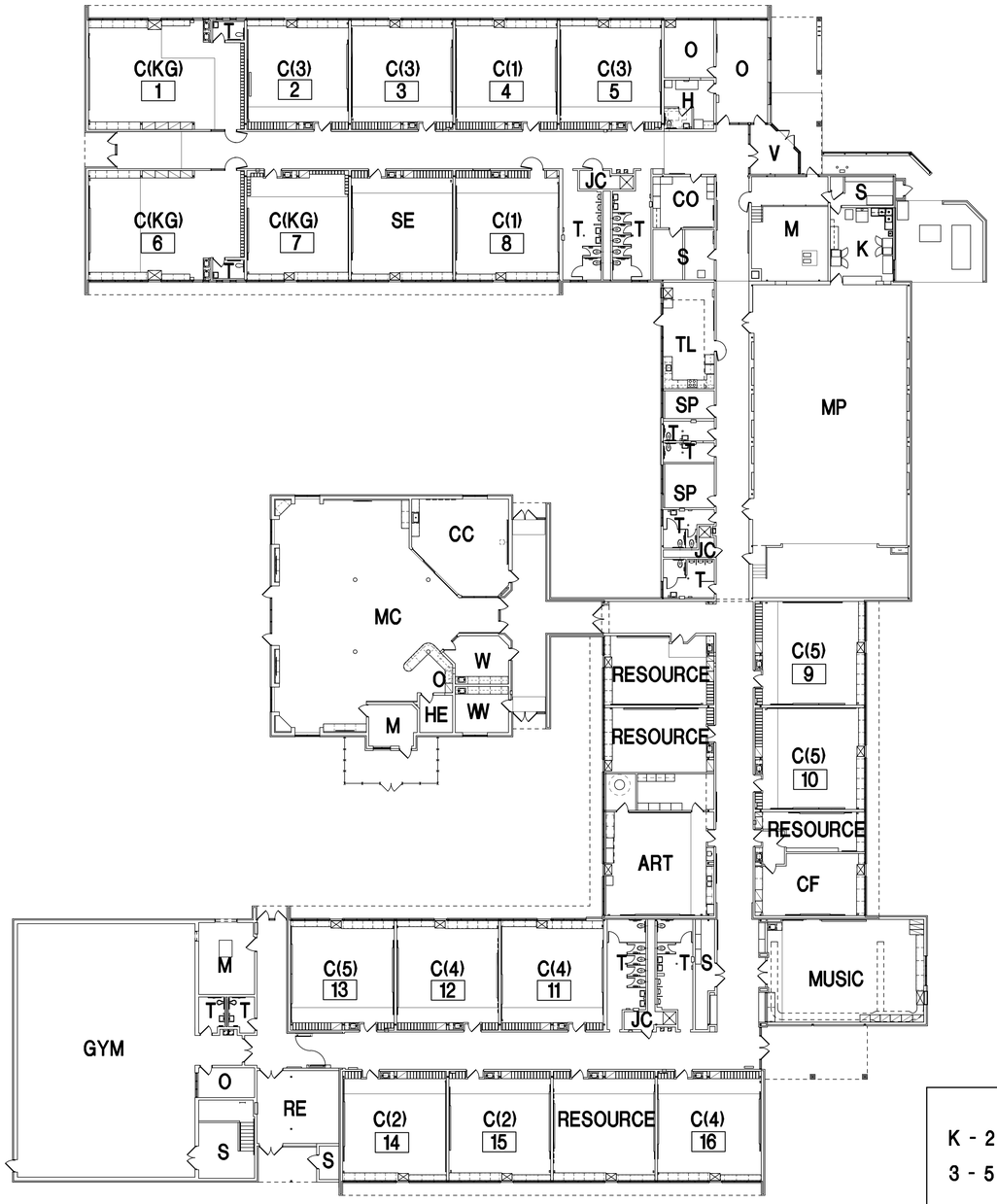

K - 2 GRADE = 7 TEACHING STATIONS
3 - 5 GRADE = 9 TEACHING STATIONS

N

COMPOSITE FLOOR PLAN

EXISTING CONDITIONS

WALLED LAKE CONSOLIDATED SCHOOLS

GUEST ELEMENTARY SCHOOL

APRIL 2023

ARCHITECTURE

Project Sheet

Hickory Woods Elementary School	Project No.	5

Description of Series 1	
Description of Series 2	
Description of Series 3	
Description of Series 4	Safety and Security upgrades including technology infrastructure, window film, and secure entry. Interior ceiling and flooring replacement. General electrical upgrades including LED lighting. Non-instructional technology and equipment upgrades including network/server.
Instructional Technology Description	Provide new computers with monitors, printers, projectors, and other devices for students and teachers for instructional purposes.
Site Work Description	Upgrade playground equipment. Provide new digital sign and new flag pole with light.

Construction Cost Per Square Foot

New Construction Square Ft	0	**Cost per Sq Ft**	$ -
New Addition Square Ft.	0	**Cost per Sq Ft**	#DIV/0!

Statement describing any existing environmental or usability problems the proposed project will address. (ex: asbestos, energy use, or ADA requirements)

None noted

Estimated Cost of Proposed Construction Project

Column1	Series 1	Series 2	Series 3	Series 4	Total
New Construction	0	0	0	0	**0**
Remodeling	0	0	0	2,064,295	**2,064,295**
Construction Contingency	0	0	0	437,111	**437,111**
Instructional Technology	0	0	0	280,537	**280,537**
Loose Furnishing /Equipment	0	0	0	383,142	**383,142**
Buses	0	0	0	0	**0**
Site Work	0	0	0	147,554	**147,554**
Site Acquisition	0	0	0	0	**0**
A/E Fees and Costs	0	0	0	211,917	**211,917**
CM Fees and Costs	0	0	0	95,363	**95,363**
Estimated Costs	**0**	**0**	**0**	**3,619,919**	**3,619,919**

Certificate by Registered Architect

I certify that I have assessed the conditions relative to this facility and the details of the proposed project(s) described above and the attached detail relative to the construction project(s) are true and correct to the best of my knowledge and belief.

Signature	12/14/2023 Date	TMP Architecture, Inc. Firm Name and License Number	21298

John J. Castellana, FAIA Printed Name	jcastellana@tmp-architecture.com E-mail Address		248-338-4561 Phone Number

WALLED LAKE COMMUNITY SCHOOL DISTRICT
Hickory Woods Elementary
FACILITY ASSESSMENT

AUCH

MAY 2024 FINAL

75,800	sf	Existing
0	sf	New construction
75,800	sf	Total

DESCRIPTION	Quan.	Unit	Unit Cost	Trade Cost	SERIES 1	SERIES 2	SERIES 3	SERIES 4
New Construction								
NONE	0	sf	$335.00	$0				$0
New Construction				**$0**	**$0**	**$0**	**$0**	**$0**
Site Work								
Playground Equipment Upgrades	1	ls	$80,000.00	$80,000				$80,000
Install new digital sign	1	ls	$45,000.00	$45,000				$45,000
New Flag Pole with light	1	ea	$10,000.00	$10,000				$10,000
a	0	ls	$0.00	$0				$0
Site Work				**$135,000**	**$0**	**$0**	**$0**	**$135,000**
Architectural								
Building Enclosure								
Security measures - Window Film & Secure Entry	1	ls	$125,000.00	$125,000				$125,000
Interior								
Replace interior ceilings	47,900	sf	$7.00	$335,300				$335,300
Replace carpet / flooring	55,000	sf	$9.00	$495,000				$495,000
a	0	sf	$0.00	$0				$0
Architectural				**$955,300**	**$0**	**$0**	**$0**	**$955,300**
Mechanical Work								
a	0	sf	$0.00	$0				$0
Mechanical				**$0**	**$0**	**$0**	**$0**	**$0**
Electrical								
Replace interior lighting with LED	47,900	sf	$9.00	$431,100				$431,100
Replace gym lighting with LED	3,770	sf	$13.00	$49,010				$49,010
Technology Infrastructure - Fiber Optics/ PA/ Security/ Cat6 Cable	1	ls	$453,254.00	$453,254				$453,254
a	0	sf	$0.00	$0				$0
Electrical				**$933,364**	**$0**	**$0**	**$0**	**$933,364**
Total Cost				**$2,023,664**	**$0**	**$0**	**$0**	**$2,023,664**
General Conditions	8.00%			$161,893	$0	$0	$0	$161,893
Subtotal				**$2,185,557**	**$0**	**$0**	**$0**	**$2,185,557**
Estimating & Escalation Contingency	15.00%			$327,834	$0	$0	$0	$327,834
Construction Contingency	5.00%			$109,278	$0	$0	$0	$109,278
Total Direct Costs				**$2,622,669**	**$0**	**$0**	**$0**	**$2,622,669**
Testing	0.50%			$13,113	$0	$0	$0	$13,113
Utility Permits & Fees	0.00%			$0	$0	$0	$0	$0
Subtotal				**$2,635,782**	**$0**	**$0**	**$0**	**$2,635,782**
Permits	0.50%			$13,179	$0	$0	$0	$13,179
Subtotal				**$2,648,961**	**$0**	**$0**	**$0**	**$2,648,961**
A/E Fees & Costs	8.00%			$211,917	$0	$0	$0	$211,917
CM Fees & Costs	3.60%			$95,363	$0	$0	$0	$95,363
Subtotal				**$2,956,240**	**$0**	**$0**	**$0**	**$2,956,240**
Instructional Technology				$280,537	$0	$0		$280,537
Non Instructional Technology				$280,869	$0	$0		$280,869
Furnishings				$0	$0	$0		$0
Equipment				$102,273	$0	$0		$102,273
Buses				$0	$0	$0		$0
TOTAL COSTS				**$3,619,919**	**$0**	**$0**	**$0**	**$3,619,919**

WALLED LAKE COMMUNITY SCHOOL DISTRICT
Hickory Woods Elementary
FACILITY ASSESSMENT

New Construction	0	SF	$0.00	$0.00	TOTAL COST
Remodeling				$2,064,295.40	
Construction Contingency				$437,111.42	
Instructional Technology				$280,537.00	
Loose Furnishing/Equipment				$383,141.73	
Buses				$0.00	
Site Work				$147,553.97	
Site Acquisition				$0.00	
Architectural Fees and Costs				$211,916.86	
CM Fees and Costs				$95,362.59	
TOTAL COSTS				**$3,619,919**	

New Construction	0	SF	$0.00	$0.00	SERIES 1
Remodeling				$0.00	
Construction Contingency				$0.00	
Instructional Technology				$0.00	
Loose Furnishing/Equipment				$0.00	
Buses				$0.00	
Site Work				$0.00	
Site Acquisition				$0.00	
Architectural Fees and Costs				$0.00	
CM Fees and Costs				$0.00	
TOTAL COSTS				**$0**	

New Construction	0	SF	$0.00	$0.00	SERIES 2
Remodeling				$0.00	
Construction Contingency				$0.00	
Instructional Technology				$0.00	
Loose Furnishing/Equipment				$0.00	
Buses				$0.00	
Site Work				$0.00	
Site Acquisition				$0.00	
Architectural Fees and Costs				$0.00	
CM Fees and Costs				$0.00	
TOTAL COSTS				**$0**	

New Construction	0	SF	$0.00	$0.00	SERIES 3
Remodeling				$0.00	
Construction Contingency				$0.00	
Instructional Technology				$0.00	
Loose Furnishing/Equipment				$0.00	
Buses				$0.00	
Site Work				$0.00	
Site Acquisition				$0.00	
Architectural Fees and Costs				$0.00	
CM Fees and Costs				$0.00	
TOTAL COSTS				**$0**	

New Construction	0	SF	$0.00	$0.00	SERIES 4
Remodeling				$2,064,295.40	
Construction Contingency				$437,111.42	
Instructional Technology				$280,537.00	
Loose Furnishing/Equipment				$383,141.73	
Buses				$0.00	
Site Work				$147,553.97	
Site Acquisition				$0.00	
Architectural Fees and Costs				$211,916.86	
CM Fees and Costs				$95,362.59	
TOTAL COSTS				**$3,619,919**	

Building Utilization

School Building Name

Hickory Woods Elementary School **Project No.** **5**

Current Grade Structure K-5
Proposed Grade Structure K-5

1. List the number of teaching stations in appropriate column.
2. Calculate total capacity using the applicable capacity factor.
3. Enter five (5) year projected enrollment.
4. Calculate building utilization rate.
5. Attach floor plan of the building. Show the rooms and category (existing, proposed new, closed).
6. Number the teaching stations in consecutive order.

Existing	List # of Teaching Stations	Capacity Factor	Capacity
(K-2) Lower Elementary	12	20	240
(3-5) Upper Elementary	11	25	275
(6-8) Junior High		22.5	0
(9-12) High School		21.25	0
Subtotal	**23**		**515**

Proposed New	List # of Teaching Stations	Capacity Factor	Capacity
(K-2) Lower Elementary		20	0
(3-5) Upper Elementary		25	0
(6-8) Junior High		22.5	0
(9-12) High School		21.25	0
Subtotal	**0**		**0**
Total	**23**		**515**

Facility to be Closed	List # of Teaching Stations	Capacity Factor	Capacity
(K-2) Lower Elementary		20	0
(3-5) Upper Elementary		25	0
(6-8) Junior High		22.5	0
(9-12) High School		21.25	0
Total	**0**		**0**

Projected 5-Year Enrollment **515**

Utilization Percentage **100.0%**
(Projected 5-Year Enrollment / Total Capacity)

Please transfer applicable information to the Utilization Summary on Page 6 of the application.

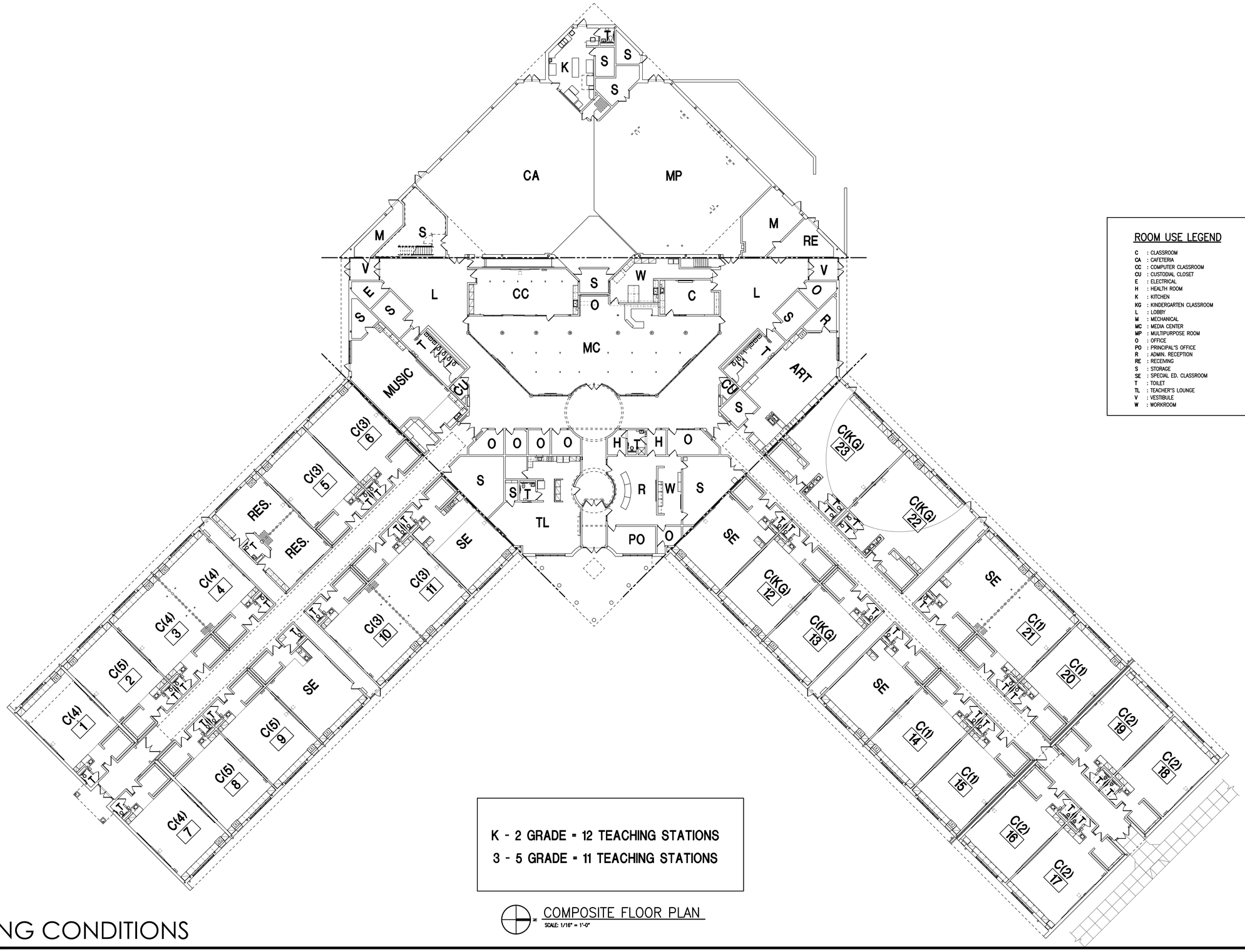

ROOM USE LEGEND

C	: CLASSROOM
CA	: CAFETERIA
CC	: COMPUTER CLASSROOM
CU	: CUSTODIAL CLOSET
E	: ELECTRICAL
H	: HEALTH ROOM
K	: KITCHEN
KG	: KINDERGARTEN CLASSROOM
L	: LOBBY
M	: MECHANICAL
MC	: MEDIA CENTER
MP	: MULTIPURPOSE ROOM
O	: OFFICE
PO	: PRINCIPAL'S OFFICE
R	: ADMIN. RECEPTION
RE	: RECEIVING
S	: STORAGE
SE	: SPECIAL ED. CLASSROOM
T	: TOILET
TL	: TEACHER'S LOUNGE
V	: VESTIBULE
W	: WORKROOM

K - 2 GRADE = 12 TEACHING STATIONS

3 - 5 GRADE = 11 TEACHING STATIONS

COMPOSITE FLOOR PLAN

SCALE: 1/16" = 1'-0"

EXISTING CONDITIONS

WALLED LAKE CONSOLIDATED SCHOOLS

APRIL 2023

HICKORY WOODS ELEMENTARY SCHOOL

ARCHITECTURE

Project Sheet

Keith Elementary School	**Project No.**	**6**

Description of Series 1	
Description of Series 2	
Description of Series 3	
Description of Series 4	Safety and Security upgrades including technology infrastructure, window film, and secure entry. Non-instructional technology including network/server, office and classroom/lab furniture and equipment upgrades.
Instructional Technology Description	Provide new computers with monitors, printers, projectors, and other devices for students and teachers for instructional purposes.
Site Work Description	Upgrade playground equipment. Provide new digital sign and new flag pole.

Construction Cost Per Square Foot

New Construction Square Ft	0	**Cost per Sq Ft**	$ -
New Addition Square Ft.	0	**Cost per Sq Ft**	#DIV/0!

Statement describing any existing environmental or usability problems the proposed project will address. (ex: asbestos, energy use, or ADA requirements)

None noted

Estimated Cost of Proposed Construction Project

Column1	Series 1	Series 2	Series 3	Series 4	Total
New Construction	0	0	0	0	**0**
Remodeling	0	0	0	633,133	**633,133**
Construction Contingency	0	0	0	153,201	**153,201**
Instructional Technology	0	0		330,704	**330,704**
Loose Furnishing /Equipment	0	0	0	395,695	**395,695**
Buses	0	0		0	**0**
Site Work	0	0	0	142,089	**142,089**
Site Acquisition	0	0	0	0	**0**
A/E Fees and Costs	0	0	0	74,274	**74,274**
CM Fees and Costs	0	0	0	33,423	**33,423**
Estimated Costs	**0**	**0**	**0**	**1,762,520**	**1,762,520**

Certificate by Registered Architect

I certify that I have assessed the conditions relative to this facility and the details of the proposed project(s) described above and the attached detail relative to the construction project(s) are true and correct to the best of my knowledge and belief.

Signature	12/14/2023 Date	TMP Architecture, Inc. Firm Name and License Number	21298

John J. Castellana, FAIA Printed Name	jcastellana@tmp-architecture.com E-mail Address		248-338-4561 Phone Number

WALLED LAKE COMMUNITY SCHOOL DISTRICT
Keith Elementary
FACILITY ASSESSMENT

AUCH

MAY 2024 FINAL

63,772	sf	Existing
0	sf	New construction
63,772	sf	Total

DESCRIPTION	Quan.	Unit	Unit Cost	Trade Cost	SERIES 1	SERIES 2	SERIES 3	SERIES 4
New Construction								
								$0.00
New Construction				**$0**	**$0**	**$0**	**$0**	**$0**
Site Work								
Playground Equipment Upgrades	1	ls	$80,000.00	$80,000				$80,000
Install new digital sign	1	ls	$45,000.00	$45,000				$45,000
New Flag Pole	1	ls	$5,000.00	$5,000				$5,000
a	0	ls	$0.00	$0				$0
Site Work				**$130,000**	**$0**	**$0**	**$0**	**$130,000**
Architectural								
Building Enclosure								
Security measures - Window Film & Secure Entry	1	ls	$125,000.00	$125,000				$125,000
a	0	sf	$0.00	$0				$0
a	0	sf	$0.00	$0				$0
Architectural				**$125,000**	**$0**	**$0**	**$0**	**$125,000**
Mechanical Work								
a	0	sf	$0.00	$0				$0
a	0	sf	$0.00	$0				$0
Mechanical				**$0**	**$0**	**$0**	**$0**	**$0**
Electrical								
Technology Infrastructure - Fiber Optics/ PA/ Security/ Cat6 Cable	1	ls	$454,266.00	$454,266				$454,266
a	0	sf	$0.00	$0				$0
a	0	sf	$0.00	$0				$0
Electrical				**$454,266**	**$0**	**$0**	**$0**	**$454,266**
Total Cost				**$709,266**	**$0**	**$0**	**$0**	**$709,266**
General Conditions	8.00%			$56,741	$0	$0	$0	$56,741
Subtotal				**$766,007**	**$0**	**$0**	**$0**	**$766,007**
Estimating & Escalation Contingency	15.00%			$114,901	$0	$0	$0	$114,901
Construction Contingency	5.00%			$38,300	$0	$0	$0	$38,300
Total Direct Costs				**$919,209**	**$0**	**$0**	**$0**	**$919,209**
Testing	0.50%			$4,596	$0	$0	$0	$4,596
Utility Permits & Fees	0.00%			$0	$0	$0	$0	$0
Subtotal				**$923,805**	**$0**	**$0**	**$0**	**$923,805**
Permits	0.50%			$4,619	$0	$0	$0	$4,619
Subtotal				**$928,424**	**$0**	**$0**	**$0**	**$928,424**
A/E Fees & Costs	8.00%			$74,274	$0	$0	$0	$74,274
CM Fees & Costs	3.60%			$33,423	$0	$0	$0	$33,423
Subtotal				**$1,036,121**	**$0**	**$0**	**$0**	**$1,036,121**
Instructional Technology				$330,704	$0	$0		$330,704
Non Instructional Technology				$247,642	$0	$0		$247,642
Furnishings				$45,780	$0	$0		$45,780
Equipment				$102,273	$0	$0		$102,273
Buses				$0	$0	$0		$0
TOTAL COSTS				**$1,762,520**	**$0**	**$0**	**$0**	**$1,762,520**

WALLED LAKE COMMUNITY SCHOOL DISTRICT
Keith Elementary
FACILITY ASSESSMENT

New Construction	0	SF	$0.00	$0.00	TOTAL COST
Remodeling				$633,133.34	
Construction Contingency				$153,201.46	
Instructional Technology				$330,704.00	
Loose Furnishing/Equipment				$395,694.73	
Buses				$0.00	
Site Work				$142,089.01	
Site Acquisition				$0.00	
Architectural Fees and Costs				$74,273.90	
CM Fees and Costs				$33,423.26	
TOTAL COSTS				**$1,762,520**	

New Construction	0	SF	$0.00	$0.00	SERIES 1
Remodeling				$0.00	
Construction Contingency				$0.00	
Instructional Technology				$0.00	
Loose Furnishing/Equipment				$0.00	
Buses				$0.00	
Site Work				$0.00	
Site Acquisition				$0.00	
Architectural Fees and Costs				$0.00	
CM Fees and Costs				$0.00	
TOTAL COSTS				**$0**	

New Construction	0	SF	$0.00	$0.00	SERIES 2
Remodeling				$0.00	
Construction Contingency				$0.00	
Instructional Technology				$0.00	
Loose Furnishing/Equipment				$0.00	
Buses				$0.00	
Site Work				$0.00	
Site Acquisition				$0.00	
Architectural Fees and Costs				$0.00	
CM Fees and Costs				$0.00	
TOTAL COSTS				**$0**	

New Construction	0	SF	$0.00	$0.00	SERIES 3
Remodeling				$0.00	
Construction Contingency				$0.00	
Instructional Technology					
Loose Furnishing/Equipment				$0.00	
Buses					
Site Work				$0.00	
Site Acquisition				$0.00	
Architectural Fees and Costs				$0.00	
CM Fees and Costs				$0.00	
TOTAL COSTS				**$0**	

New Construction	0	SF	$0.00	$0.00	SERIES 4
Remodeling				$633,133.34	
Construction Contingency				$153,201.46	
Instructional Technology				$330,704.00	
Loose Furnishing/Equipment				$395,694.73	
Buses				$0.00	
Site Work				$142,089.01	
Site Acquisition				$0.00	
Architectural Fees and Costs				$74,273.90	
CM Fees and Costs				$33,423.26	
TOTAL COSTS				**$1,762,520**	

Building Utilization

School Building Name

Keith Elementary School **Project No.** **6**

Current Grade Structure K-5
Proposed Grade Structure K-5

1. List the number of teaching stations in appropriate column.
2. Calculate total capacity using the applicable capacity factor.
3. Enter five (5) year projected enrollment.
4. Calculate building utilization rate.
5. Attach floor plan of the building. Show the rooms and category (existing, proposed new, closed).
6. Number the teaching stations in consecutive order.

Existing	List # of Teaching Stations	Capacity Factor	Capacity
(K-2) Lower Elementary	11	20	220
(3-5) Upper Elementary	11	25	275
(6-8) Junior High		22.5	0
(9-12) High School		21.25	0
Subtotal	**22**		**495**

Proposed New	List # of Teaching Stations	Capacity Factor	Capacity
(K-2) Lower Elementary		20	0
(3-5) Upper Elementary		25	0
(6-8) Junior High		22.5	0
(9-12) High School		21.25	0
Subtotal	**0**		**0**
Total	**22**		**495**

Facility to be Closed	List # of Teaching Stations	Capacity Factor	Capacity
(K-2) Lower Elementary		20	0
(3-5) Upper Elementary		25	0
(6-8) Junior High		22.5	0
(9-12) High School		21.25	0
Total	**0**		**0**

Projected 5-Year Enrollment **495**

Utilization Percentage **100.0%**
(Projected 5-Year Enrollment / Total Capacity)

Please transfer applicable information to the Utilization Summary on Page 6 of the application.

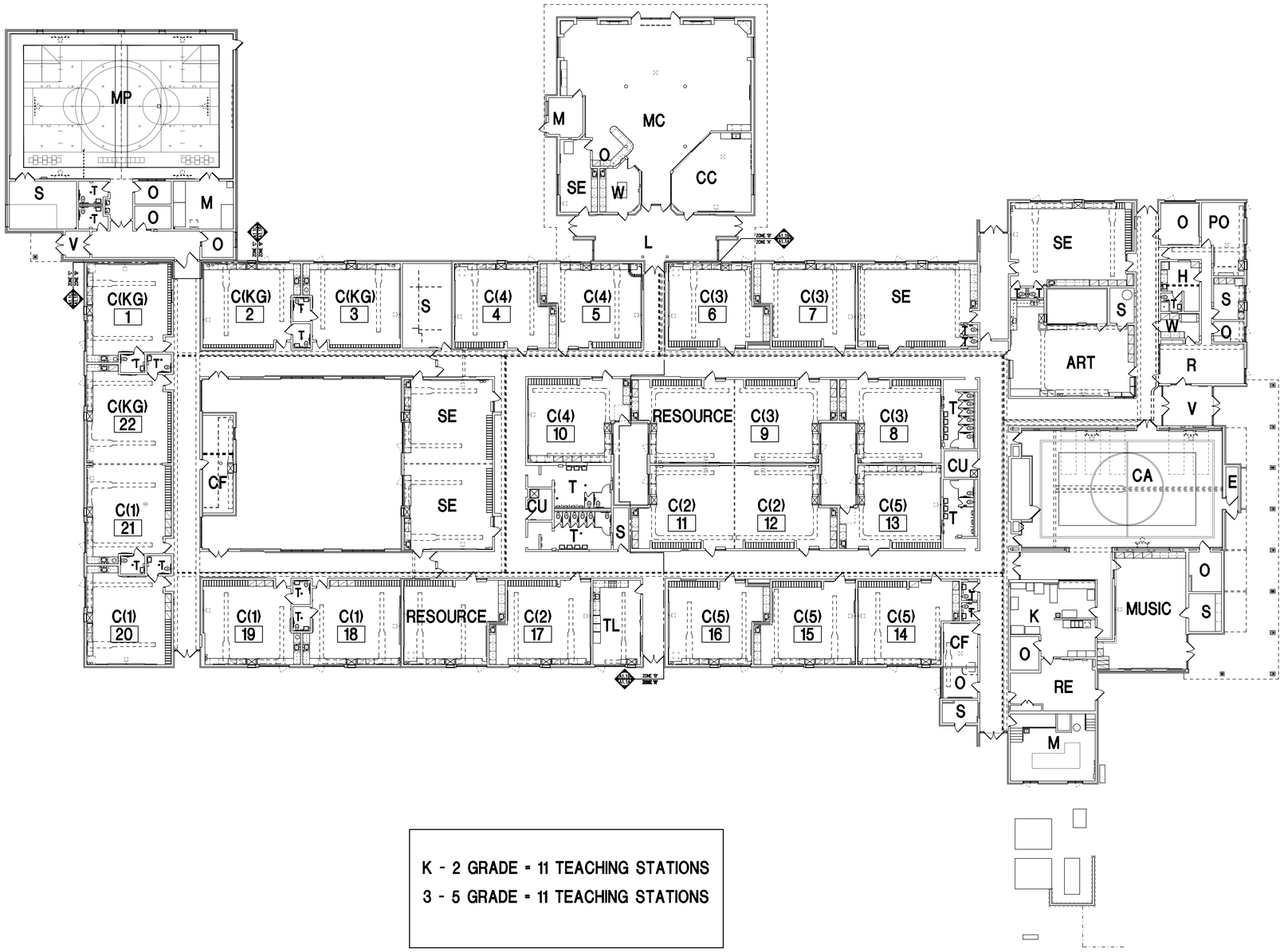

ROOM USE LEGEND

- C : CLASSROOM
- CA : CAFETERIA
- CC : COMPUTER CLASSROOM
- CF : CONFERENCE ROOM
- CU : CUSTODIAL CLOSET
- E : ELECTRICAL
- H : HEALTH ROOM
- K : KITCHEN
- KG : KINDERGARTEN CLASSROOM
- L : LOBBY
- M : MECHANICAL
- MC : MEDIA CENTER
- MP : MULTIPURPOSE ROOM
- O : OFFICE
- PO : PRINCIPAL'S OFFICE
- R : ADMIN. RECEPTION
- RE : RECEIVING
- S : STORAGE
- SE : SPECIAL ED. CLASSROOM
- T : TOILET
- TL : TEACHER'S LOUNGE
- V : VESTIBULE
- W : WORKROOM

K - 2 GRADE = 11 TEACHING STATIONS

3 - 5 GRADE = 11 TEACHING STATIONS

EXISTING CONDITIONS

COMPOSITE FLOOR PLAN

SCALE: 1/16" = 1'-0"

WALLED LAKE CONSOLIDATED SCHOOLS

KEITH ELEMENTARY SCHOOL

APRIL 2023

TMP ARCHITECTURE

Project Sheet

Loon Lake Elementary School	**Project No.**	**7**

Description of Series 1	
Description of Series 2	
Description of Series 3	
Description of Series 4	Safety and Security upgrades including technology infrastructure, window film, and secure entry. Non-instructional technology and equipment upgrades including network/server.
Instructional Technology Description	Provide new computers with monitors, printers, projectors, and other devices for students and teachers for instructional purposes.
Site Work Description	Upgrade playground equipment. Replace sidewalks. Paving upgrades. Provide new digital sign and new flag pole.

Construction Cost Per Square Foot

New Construction Square Ft	0	**Cost per Sq Ft**	$ -
New Addition Square Ft.	0	**Cost per Sq Ft**	#DIV/0!

Statement describing any existing environmental or usability problems the proposed project will address. (ex: asbestos, energy use, or ADA requirements)

None noted

Estimated Cost of Proposed Construction Project

Column1	Series 1	Series 2	Series 3	Series 4	Total
New Construction	0	0	0	0	**0**
Remodeling	0	0	0	634,238	**634,238**
Construction Contingency	0	0	0	248,460	**248,460**
Instructional Technology	0	0		293,079	**293,079**
Loose Furnishing /Equipment	0	0	0	326,386	**326,386**
Buses	0	0		0	**0**
Site Work	0	0	0	623,006	**623,006**
Site Acquisition	0	0	0	0	**0**
A/E Fees and Costs	0	0	0	120,456	**120,456**
CM Fees and Costs	0	0	0	54,205	**54,205**
Estimated Costs	**0**	**0**	**0**	**2,299,830**	**2,299,830**

Certificate by Registered Architect

I certify that I have assessed the conditions relative to this facility and the details of the proposed project(s) described above and the attached detail relative to the construction project(s) are true and correct to the best of my knowledge and belief.

Signature	12/14/2023 Date	TMP Architecture, Inc. Firm Name and License Number	21298

John J. Castellana, FAIA Printed Name	jcastellana@tmp-architecture.com E-mail Address		248-338-4561 Phone Number

WALLED LAKE COMMUNITY SCHOOL DISTRICT
Loon Lake Elementary
FACILITY ASSESSMENT

AUCH

MAY 2024 FINAL

55,255	sf	Existing
0	sf	New construction
55,255	sf	Total

DESCRIPTION	Quan.	Unit	Unit Cost	Trade Cost	SERIES 1	SERIES 2	SERIES 3	SERIES 4
New Construction								
None	0	sf	$0.00	0				$0
New Construction				**$0**	**$0**	**$0**	**$0**	**$0**
Site Work								
Playground Equipment Upgrades	1	ls	$80,000.00	$80,000				$80,000
Sidewalk Replacements	5,000	sf	$8.00	$40,000				$40,000
Paving upgrades	1	ls	$400,000.00	$400,000				$400,000
Install new digital sign	1	ls	$45,000.00	$45,000				$45,000
New Flag Pole	1	ea	$5,000.00	$5,000				$5,000
a	0	ls	$0.00	$0				$0
a	0	ls	$0.00	$0				$0
Site Work				**$570,000**	**$0**	**$0**	**$0**	**$570,000**
Architectural								
Building Enclosure								
Security measures - Window Film & Secure Entry	1	ls	$125,000.00	$125,000				$125,000
a	0	sf	$0.00	$0				$0
Interior								$0
a	0	sf	$0.00	$0				$0
a	0	sf	$0.00	$0				$0
a	0	sf	$0.00	$0				$0
Architectural				**$125,000**	**$0**	**$0**	**$0**	**$125,000**
Mechanical Work								
a	0	sf	$0.00	$0				$0
a	0	sf	$0.00	$0				$0
Mechanical				**$0**	**$0**	**$0**	**$0**	**$0**
Electrical								
Technology Infrastructure - Fiber Optics/ PA/ Security/ Cat6 Cable	1	ls	$455,277.00	$455,277				$455,277
a	0	sf	$0.00	$0				$0
a	0	sf	$0.00	$0				$0
Electrical				**$455,277**	**$0**	**$0**	**$0**	**$455,277**
Total Cost				**$1,150,277**	**$0**	**$0**	**$0**	**$1,150,277**
General Conditions	8.00%			$92,022	$0	$0	$0	$92,022
Subtotal				**$1,242,299**	**$0**	**$0**	**$0**	**$1,242,299**
Estimating & Escalation Contingency	15.00%			$186,345	$0	$0	$0	$186,345
Construction Contingency	5.00%			$62,115	$0	$0	$0	$62,115
Total Direct Costs				**$1,490,759**	**$0**	**$0**	**$0**	**$1,490,759**
Testing	0.50%			$7,454	$0	$0	$0	$7,454
Utility Permits & Fees	0.00%			$0	$0	$0	$0	$0
Subtotal				**$1,498,213**	**$0**	**$0**	**$0**	**$1,498,213**
Permits	0.50%			$7,491	$0	$0	$0	$7,491
Subtotal				**$1,505,704**	**$0**	**$0**	**$0**	**$1,505,704**
A/E Fees & Costs	8.00%			$120,456	$0	$0	$0	$120,456
CM Fees & Costs	3.60%			$54,205	$0	$0	$0	$54,205
Subtotal				**$1,680,365**	**$0**	**$0**	**$0**	**$1,680,365**
Instructional Technology				$293,079	$0	$0		$293,079
Non Instructional Technology				$224,113	$0	$0		$224,113
Furnishings				$0	$0	$0		$0
Equipment				$102,273	$0	$0		$102,273
Buses				$0	$0	$0		$0
TOTAL COSTS				**$2,299,830**	**$0**	**$0**	**$0**	**$2,299,830**

WALLED LAKE COMMUNITY SCHOOL DISTRICT
Loon Lake Elementary
FACILITY ASSESSMENT

New Construction	0	SF	$0.00	$0.00	TOTAL COST
Remodeling				$634,238.35	
Construction Contingency				$248,459.83	
Instructional Technology				$293,079.00	
Loose Furnishing/Equipment				$326,385.73	
Buses				$0.00	
Site Work				$623,005.67	
Site Acquisition				$0.00	
Architectural Fees and Costs				$120,456.31	
CM Fees and Costs				$54,205.34	
TOTAL COSTS				**$2,299,830**	

New Construction	0	SF	$0.00	$0.00	SERIES 1
Remodeling				$0.00	
Construction Contingency				$0.00	
Instructional Technology				$0.00	
Loose Furnishing/Equipment				$0.00	
Buses				$0.00	
Site Work				$0.00	
Site Acquisition				$0.00	
Architectural Fees and Costs				$0.00	
CM Fees and Costs				$0.00	
TOTAL COSTS				**$0**	

New Construction	0	SF	$0.00	$0.00	SERIES 2
Remodeling				$0.00	
Construction Contingency				$0.00	
Instructional Technology				$0.00	
Loose Furnishing/Equipment				$0.00	
Buses				$0.00	
Site Work				$0.00	
Site Acquisition				$0.00	
Architectural Fees and Costs				$0.00	
CM Fees and Costs				$0.00	
TOTAL COSTS				**$0**	

New Construction	0	SF	$0.00	$0.00	SERIES 3
Remodeling				$0.00	
Construction Contingency				$0.00	
Instructional Technology					
Loose Furnishing/Equipment				$0.00	
Buses					
Site Work				$0.00	
Site Acquisition				$0.00	
Architectural Fees and Costs				$0.00	
CM Fees and Costs				$0.00	
TOTAL COSTS				**$0**	

New Construction	0	SF		$0.00	SERIES 4
Remodeling				$634,238.35	
Construction Contingency				$248,459.83	
Instructional Technology				$293,079.00	
Loose Furnishing/Equipment				$326,385.73	
Buses				$0.00	
Site Work				$623,005.67	
Site Acquisition				$0.00	
Architectural Fees and Costs				$120,456.31	
CM Fees and Costs				$54,205.34	
TOTAL COSTS				**$2,299,830**	

Building Utilization

School Building Name

Loon Lake Elementary School

Project No. **7**

Current Grade Structure K-5
Proposed Grade Structure K-5

1. List the number of teaching stations in appropriate column.
2. Calculate total capacity using the applicable capacity factor.
3. Enter five (5) year projected enrollment.
4. Calculate building utilization rate.
5. Attach floor plan of the building. Show the rooms and category (existing, proposed new, closed).
6. Number the teaching stations in consecutive order.

Existing	List # of Teaching Stations	Capacity Factor	Capacity
(K-2) Lower Elementary	10	20	200
(3-5) Upper Elementary	9	25	225
(6-8) Junior High		22.5	0
(9-12) High School		21.25	0
Subtotal	**19**		**425**

Proposed New	List # of Teaching Stations	Capacity Factor	Capacity
(K-2) Lower Elementary		20	0
(3-5) Upper Elementary		25	0
(6-8) Junior High		22.5	0
(9-12) High School		21.25	0
Subtotal	**0**		**0**
Total	**19**		**425**

Facility to be Closed	List # of Teaching Stations	Capacity Factor	Capacity
(K-2) Lower Elementary		20	0
(3-5) Upper Elementary		25	0
(6-8) Junior High		22.5	0
(9-12) High School		21.25	0
Total	**0**		**0**

Projected 5-Year Enrollment **425**

Utilization Percentage **100.0%**
(Projected 5-Year Enrollment / Total Capacity)

Please transfer applicable information to the Utilization Summary on Page 6 of the application.

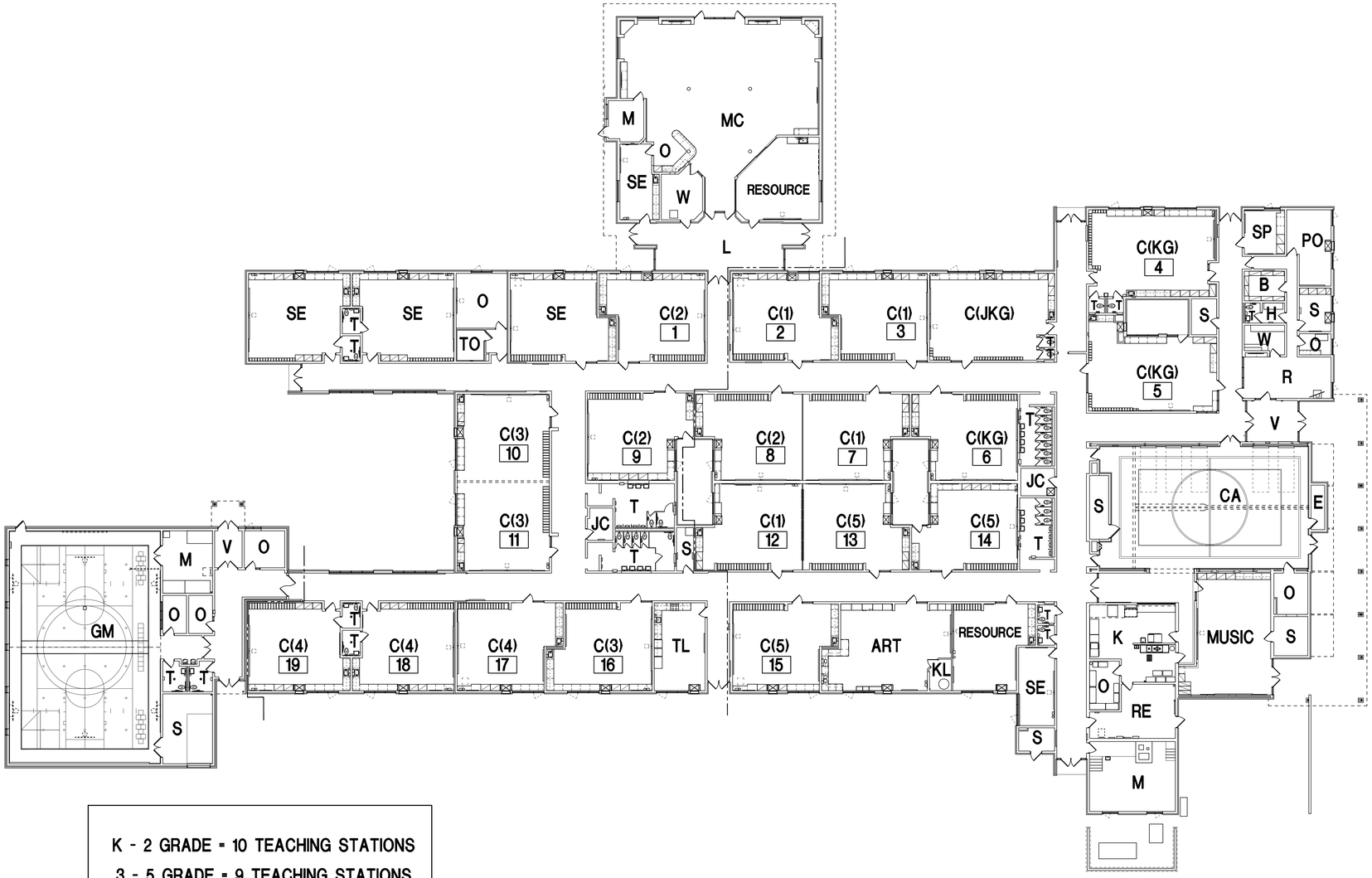

ROOM USE LEGEND

- B : BOOK ROOM
- C : CLASSROOM
- CA : CAFETERIA
- E : ELECTRICAL
- GM : GYMNASIUM
- H : HEALTH ROOM
- K : KITCHEN
- KG : KINDERGARTEN CLASSROOM
- KL : KILN ROOM
- L : LOBBY
- M : MECHANICAL
- MC : MEDIA CENTER
- O : OFFICE
- PO : PRINCIPAL'S OFFICE
- R : ADMIN. RECEPTION
- S : STORAGE
- SE : SPECIAL ED. CLASSROOM
- SP : SPEECH OFFICE
- T : TOILET
- TL : TEACHER'S LOUNGE
- TO : TIME OUT ROOM
- V : VESTIBULE
- W : WORKROOM

K - 2 GRADE = 10 TEACHING STATIONS

3 - 5 GRADE = 9 TEACHING STATIONS

N

COMPOSITE FLOOR PLAN

EXISTING CONDITIONS

WALLED LAKE CONSOLIDATED SCHOOLS

APRIL 2023

LOON LAKE ELEMENTARY SCHOOL

TMP ARCHITECTURE

Project Sheet

Meadowbrook Elementary School	**Project No.**	**8**

Description of Series 1	
Description of Series 2	
Description of Series 3	
Description of Series 4	Safety and Security upgrades including technology infrastructure, window film, and secure entry. Interior ceiling replacement. General electrical upgrades including LED lighting. Non-instructional technology and equipment upgrades including network/server.
Instructional Technology Description	Provide new computers with monitors, printers, projectors, and other devices for students and teachers for instructional purposes.
Site Work Description	Upgrade playground equipment. Provide new digital sign and new flag pole with light.

Construction Cost Per Square Foot

New Construction Square Ft	0	**Cost per Sq Ft**	$ -
New Addition Square Ft.	0	**Cost per Sq Ft**	#DIV/0!

Statement describing any existing environmental or usability problems the proposed project will address. (ex: asbestos, energy use, or ADA requirements)

None noted

Estimated Cost of Proposed Construction Project

Column1	Series 1	Series 2	Series 3	Series 4	Total
New Construction	0	0	0	0	**0**
Remodeling	0	0	0	1,809,180	**1,809,180**
Construction Contingency	0	0	0	386,695	**386,695**
Instructional Technology	0	0		280,537	**280,537**
Loose Furnishing /Equipment	0	0	0	375,407	**375,407**
Buses	0	0		0	**0**
Site Work	0	0	0	147,554	**147,554**
Site Acquisition	0	0	0	0	**0**
A/E Fees and Costs	0	0	0	187,474	**187,474**
CM Fees and Costs	0	0	0	84,363	**84,363**
Estimated Costs	**0**	**0**	**0**	**3,271,210**	**3,271,210**

Certificate by Registered Architect

I certify that I have assessed the conditions relative to this facility and the details of the proposed project(s) described above and the attached detail relative to the construction project(s) are true and correct to the best of my knowledge and belief.

Signature	12/14/2023 Date	TMP Architecture, Inc. Firm Name and License Number	21298
John J. Castellana, FAIA Printed Name	jcastellana@tmp-architecture.com E-mail Address		248-338-4561 Phone Number

WALLED LAKE COMMUNITY SCHOOL DISTRICT
Meadowbrook Elementary
FACILITY ASSESSMENT

AUCH

73,000	sf	Existing
0	sf	New construction
73,000	sf	Total

MAY 2024 FINAL

DESCRIPTION	Quan.	Unit	Unit Cost	Trade Cost	SERIES 1	SERIES 2	SERIES 3	SERIES 4
New Construction								
NONE	0	sf	$335.00	0				$0
New Construction				**$0**	**$0**	**$0**	**$0**	**$0**
Site Work								
Playground Equipment Upgrades	1	ls	$80,000.00	$80,000				$80,000
Install new digital sign	1	ls	$45,000.00	$45,000				$45,000
New Flag Pole with light	1	ls	$10,000.00	$10,000				$10,000
a	0	ls	$0.00	$0				$0
a	0	ls	$0.00	$0				$0
	0	ls	$0.00	$0				$0
Site Work				**$135,000**	**$0**	**$0**	**$0**	**$135,000**
Architectural								
Building Enclosure								
Security measures - Window Film & Secure Entry	1	ls	$125,000.00	$125,000				$125,000
a	0	sf	$0.00	$0				$0
Interior								$0
Replace interior ceilings	60,000	sf	$7.00	$420,000				$420,000
a	0	sf	$0.00	$0				$0
a	0	sf	$0.00	$0				$0
Architectural				**$545,000**	**$0**	**$0**	**$0**	**$545,000**
Mechanical Work								
a	0	sf	$0.00	$0				$0
Mechanical				**$0**	**$0**	**$0**	**$0**	**$0**
Electrical								
Replace interior lighting with LED	73,000	sf	$9.00	$657,000				$657,000
Technology Infrastructure - Fiber Optics/ PA/ Security/ Cat6 Cable	1	ls	$453,254.00	$453,254				$453,254
a	0	sf	$0.00	$0				$0
Electrical				**$1,110,254**	**$0**	**$0**	**$0**	**$1,110,254**
Total Cost				**$1,790,254**	**$0**	**$0**	**$0**	**$1,790,254**
General Conditions	8.00%			$143,220	$0	$0	$0	$143,220
Subtotal				**$1,933,474**	**$0**	**$0**	**$0**	**$1,933,474**
Estimating & Escalation Contingency	15.00%			$290,021	$0	$0	$0	$290,021
Construction Contingency	5.00%			$96,674	$0	$0	$0	$96,674
Total Direct Costs				**$2,320,169**	**$0**	**$0**	**$0**	**$2,320,169**
Testing	0.50%			$11,601	$0	$0	$0	$11,601
Utility Permits & Fees	0.00%			$0	$0	$0	$0	$0
Subtotal				**$2,331,770**	**$0**	**$0**	**$0**	**$2,331,770**
Permits	0.50%			$11,659	$0	$0	$0	$11,659
Subtotal				**$2,343,429**	**$0**	**$0**	**$0**	**$2,343,429**
A/E Fees & Costs	8.00%			$187,474	$0	$0	$0	$187,474
CM Fees & Costs	3.60%			$84,363	$0	$0	$0	$84,363
Subtotal				**$2,615,267**	**$0**	**$0**	**$0**	**$2,615,267**
Instructional Technology				$280,537	$0	$0		$280,537
Non Instructional Technology				$273,134	$0	$0		$273,134
Furnishings				$0	$0	$0		$0
Equipment				$102,273	$0	$0		$102,273
Buses				$0	$0	$0		$0
TOTAL COSTS				**$3,271,210**	**$0**	**$0**	**$0**	**$3,271,210**

WALLED LAKE COMMUNITY SCHOOL DISTRICT
Meadowbrook Elementary
FACILITY ASSESSMENT

New Construction	0	SF	#DIV/0!	$0.00	TOTAL COST
Remodeling				$1,809,180.04	
Construction Contingency				$386,694.86	
Instructional Technology				$280,537.00	
Loose Furnishing/Equipment				$375,406.73	
Buses				$0.00	
Site Work				$147,553.97	
Site Acquisition				$0.00	
Architectural Fees and Costs				$187,474.31	
CM Fees and Costs				$84,363.44	
TOTAL COSTS				**$3,271,210**	

New Construction	0	SF	$0.00	$0.00	SERIES 1
Remodeling				$0.00	
Construction Contingency				$0.00	
Instructional Technology				$0.00	
Loose Furnishing/Equipment				$0.00	
Buses				$0.00	
Site Work				$0.00	
Site Acquisition				$0.00	
Architectural Fees and Costs				$0.00	
CM Fees and Costs				$0.00	
TOTAL COSTS				**$0**	

New Construction	0	SF	$0.00	$0.00	SERIES 2
Remodeling				$0.00	
Construction Contingency				$0.00	
Instructional Technology				$0.00	
Loose Furnishing/Equipment				$0.00	
Buses				$0.00	
Site Work				$0.00	
Site Acquisition				$0.00	
Architectural Fees and Costs				$0.00	
CM Fees and Costs				$0.00	
TOTAL COSTS				**$0**	

New Construction	0	SF	$0.00	$0.00	SERIES 3
Remodeling				$0.00	
Construction Contingency				$0.00	
Instructional Technology					
Loose Furnishing/Equipment				$0.00	
Buses					
Site Work				$0.00	
Site Acquisition				$0.00	
Architectural Fees and Costs				$0.00	
CM Fees and Costs				$0.00	
TOTAL COSTS				**$0**	

New Construction	0	SF	$0.00	$0.00	SERIES 4
Remodeling				$1,809,180.04	
Construction Contingency				$386,694.86	
Instructional Technology				$280,537.00	
Loose Furnishing/Equipment				$375,406.73	
Buses				$0.00	
Site Work				$147,553.97	
Site Acquisition				$0.00	
Architectural Fees and Costs				$187,474.31	
CM Fees and Costs				$84,363.44	
TOTAL COSTS				**$3,271,210**	

Building Utilization

School Building Name

Meadowbrook Elementary School **Project No.** **8**

Current Grade Structure K-5
Proposed Grade Structure K-5

1. List the number of teaching stations in appropriate column.
2. Calculate total capacity using the applicable capacity factor.
3. Enter five (5) year projected enrollment.
4. Calculate building utilization rate.
5. Attach floor plan of the building. Show the rooms and category (existing, proposed new, closed).
6. Number the teaching stations in consecutive order.

Existing	List # of Teaching Stations	Capacity Factor	Capacity
(K-2) Lower Elementary	13	20	260
(3-5) Upper Elementary	10	25	250
(6-8) Junior High		22.5	0
(9-12) High School		21.25	0
Subtotal	**23**		**510**

Proposed New	List # of Teaching Stations	Capacity Factor	Capacity
(K-2) Lower Elementary		20	0
(3-5) Upper Elementary		25	0
(6-8) Junior High		22.5	0
(9-12) High School		21.25	0
Subtotal	**0**		**0**

Facility to be Closed	List # of Teaching Stations	Capacity Factor	Capacity
(K-2) Lower Elementary		20	0
(3-5) Upper Elementary		25	0
(6-8) Junior High		22.5	0
(9-12) High School		21.25	0
Total	**0**		**0**

Total	**23**	**510**

Projected 5-Year Enrollment **512**

Utilization Percentage **100.4%**
(Projected 5-Year Enrollment / Total Capacity)

Please transfer applicable information to the Utilization Summary on Page 6 of the application.

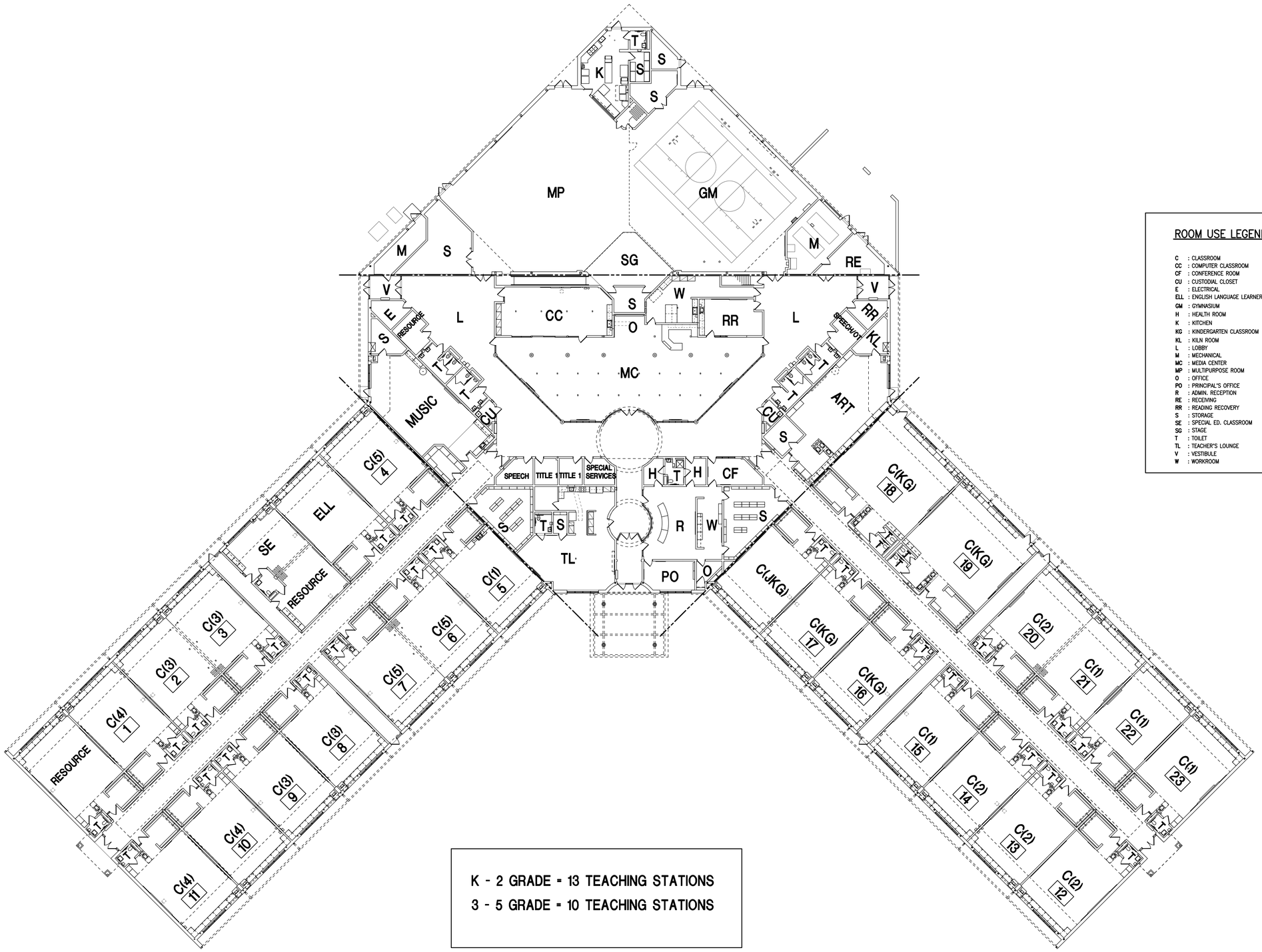

K - 2 GRADE = 13 TEACHING STATIONS
3 - 5 GRADE = 10 TEACHING STATIONS

N

COMPOSITE FLOOR PLAN

ROOM USE LEGEND

C : CLASSROOM
CC : COMPUTER CLASSROOM
CF : CONFERENCE ROOM
CU : CUSTODIAL CLOSET
E : ELECTRICAL
ELL : ENGLISH LANGUAGE LEARNERS
GM : GYMNASIUM
H : HEALTH ROOM
K : KITCHEN
KG : KINDERGARTEN CLASSROOM
KL : KILN ROOM
L : LOBBY
M : MECHANICAL
MC : MEDIA CENTER
MP : MULTIPURPOSE ROOM
O : OFFICE
PO : PRINCIPAL'S OFFICE
R : ADMIN. RECEPTION
RE : RECEIVING
RR : READING RECOVERY
S : STORAGE
SE : SPECIAL ED. CLASSROOM
SG : STAGE
T : TOILET
TL : TEACHER'S LOUNGE
V : VESTIBULE
W : WORKROOM

EXISTING CONDITIONS

WALLED LAKE CONSOLIDATED SCHOOLS

APRIL 2023

MEADOWBROOK ELEMENTARY SCHOOL

ARCHITECTURE

Project Sheet

Oakley Park Elementary School	**Project No.**	**9**

Description of Series 1	
Description of Series 2	
Description of Series 3	
Description of Series 4	Safety and Security upgrades including technology infrastructure, window film, and secure entry. Non-instructional technology including network/server, and office and classroom/lab furniture and equipment upgrades.
Instructional Technology Description	Provide new computers with monitors, printers, projectors, and other devices for students and teachers for instructional purposes.
Site Work Description	Upgrade playground equipment. Replace sidewalks. Paving upgrades. Provide new digital sign and new flag pole.

Construction Cost Per Square Foot

New Construction Square Ft	0	**Cost per Sq Ft**	$ -
New Addition Square Ft.	0	**Cost per Sq Ft**	#DIV/0!

Statement describing any existing environmental or usability problems the proposed project will address. (ex: asbestos, energy use, or ADA requirements)

None noted

Estimated Cost of Proposed Construction Project

Column1	Series 1	Series 2	Series 3	Series 4	Total
New Construction	0	0	0	0	**0**
Remodeling	0	0	0	633,133	**633,133**
Construction Contingency	0	0	0	248,241	**248,241**
Instructional Technology	0	0		305,621	**305,621**
Loose Furnishing /Equipment	0	0	0	355,472	**355,472**
Buses	0	0		0	**0**
Site Work	0	0	0	623,006	**623,006**
Site Acquisition	0	0	0	0	**0**
A/E Fees and Costs	0	0	0	120,350	**120,350**
CM Fees and Costs	0	0	0	54,158	**54,158**
Estimated Costs	**0**	**0**	**0**	**2,339,981**	**2,339,981**

Certificate by Registered Architect

I certify that I have assessed the conditions relative to this facility and the details of the proposed project(s) described above and the attached detail relative to the construction project(s) are true and correct to the best of my knowledge and belief.

Signature	12/14/2023 Date	TMP Architecture, Inc. Firm Name and License Number	21298

John J. Castellana, FAIA Printed Name	jcastellana@tmp-architecture.com E-mail Address		248-338-4561 Phone Number

WALLED LAKE COMMUNITY SCHOOL DISTRICT
Oakley Park Elementary
FACILITY ASSESSMENT

AUCH

MAY 2024 FINAL

58,714	sf	Existing
0	sf	New construction
58,714	sf	Total

DESCRIPTION	Quan.	Unit	Unit Cost	Trade Cost	SERIES 1	SERIES 2	SERIES 3	SERIES 4
New Construction								
a	0	sf	$0.00	0				$0
New Construction				**$0**	**$0**	**$0**	**$0**	**$0**
Site Work								
Playground Equipment Upgrades	1	ls	$80,000.00	$80,000				$80,000
Sidewalk Replacement	5,000	sf	$8.00	$40,000				$40,000
Paving Upgrades	1	ls	$400,000.00	$400,000				$400,000
Install new digital sign	1	ls	$45,000.00	$45,000				$45,000
New Flag Pole	1	ea	$5,000.00	$5,000				$5,000
a	0	ls	$0.00	$0				$0
Site Work				**$570,000**	**$0**	**$0**	**$0**	**$570,000**
Architectural								
Building Enclosure								
Security measures - Window Film & Secure Entry	1	ls	$125,000.00	$125,000				$125,000
a	0	sf	$0.00	$0				$0
a	0	sf	$0.00	$0				$0
Interior								$0
a	0	sf	$0.00	$0				$0
a	0	sf	$0.00	$0				$0
Architectural				**$125,000**	**$0**	**$0**	**$0**	**$125,000**
Mechanical Work								
a	0	sf	$0.00	$0				$0
a	0	sf	$0.00	$0				$0
Mechanical				**$0**	**$0**	**$0**	**$0**	**$0**
Electrical								
Technology Infrastructure - Fiber Optics/ PA/ Security/ Cat6 Cable	1	ls	$454,266.00	$454,266				$454,266
a	0	sf	$0.00	$0				$0
a	0	sf	$0.00	$0				$0
Electrical				**$454,266**	**$0**	**$0**	**$0**	**$454,266**
Total Cost				**$1,149,266**	**$0**	**$0**	**$0**	**$1,149,266**
General Conditions	8.00%			$91,941	$0	$0	$0	$91,941
Subtotal				**$1,241,207**	**$0**	**$0**	**$0**	**$1,241,207**
Estimating & Escalation Contingency	15.00%			$186,181	$0	$0	$0	$186,181
Construction Contingency	5.00%			$62,060	$0	$0	$0	$62,060
Total Direct Costs				**$1,489,449**	**$0**	**$0**	**$0**	**$1,489,449**
Testing	0.50%			$7,447	$0	$0	$0	$7,447
Utility Permits & Fees	0.00%			$0	$0	$0	$0	$0
Subtotal				**$1,496,896**	**$0**	**$0**	**$0**	**$1,496,896**
Permits	0.50%			$7,484	$0	$0	$0	$7,484
Subtotal				**$1,504,380**	**$0**	**$0**	**$0**	**$1,504,380**
A/E Fees & Costs	8.00%			$120,350	$0	$0	$0	$120,350
CM Fees & Costs	3.60%			$54,158	$0	$0	$0	$54,158
Subtotal				**$1,678,889**	**$0**	**$0**	**$0**	**$1,678,889**
Instructional Technology				$305,621	$0	$0		$305,621
Non Instructional Technology				$233,669	$0	$0		$233,669
Furnishings				$19,530	$0	$0		$19,530
Equipment				$102,273	$0	$0		$102,273
Buses				$0	$0	$0		$0
TOTAL COSTS				**$2,339,981**	**$0**	**$0**	**$0**	**$2,339,981**

WALLED LAKE COMMUNITY SCHOOL DISTRICT
Oakley Park Elementary
FACILITY ASSESSMENT

New Construction	0	SF	$0.00	$0.00	TOTAL COST
Remodeling				$633,133.34	
Construction Contingency				$248,241.46	
Instructional Technology				$305,621.00	
Loose Furnishing/Equipment				$355,471.73	
Buses				$0.00	
Site Work				$623,005.67	
Site Acquisition				$0.00	
Architectural Fees and Costs				$120,350.44	
CM Fees and Costs				$54,157.70	
TOTAL COSTS				**$2,339,981**	

New Construction	0	SF	$0.00	$0.00	SERIES 1
Remodeling				$0.00	
Construction Contingency				$0.00	
Instructional Technology				$0.00	
Loose Furnishing/Equipment				$0.00	
Buses				$0.00	
Site Work				$0.00	
Site Acquisition				$0.00	
Architectural Fees and Costs				$0.00	
CM Fees and Costs				$0.00	
TOTAL COSTS				**$0**	

New Construction	0	SF	$0.00	$0.00	SERIES 2
Remodeling				$0.00	
Construction Contingency				$0.00	
Instructional Technology				$0.00	
Loose Furnishing/Equipment				$0.00	
Buses				$0.00	
Site Work				$0.00	
Site Acquisition				$0.00	
Architectural Fees and Costs				$0.00	
CM Fees and Costs				$0.00	
TOTAL COSTS				**$0**	

New Construction	0	SF	$0.00	$0.00	SERIES 3
Remodeling				$0.00	
Construction Contingency				$0.00	
Instructional Technology					
Loose Furnishing/Equipment				$0.00	
Buses					
Site Work				$0.00	
Site Acquisition				$0.00	
Architectural Fees and Costs				$0.00	
CM Fees and Costs				$0.00	
TOTAL COSTS				**$0**	

New Construction	0	SF		$0.00	SERIES 4
Remodeling				$633,133.34	
Construction Contingency				$248,241.46	
Instructional Technology				$305,621.00	
Loose Furnishing/Equipment				$355,471.73	
Buses				$0.00	
Site Work				$623,005.67	
Site Acquisition				$0.00	
Architectural Fees and Costs				$120,350.44	
CM Fees and Costs				$54,157.70	
TOTAL COSTS				**$2,339,981**	

Building Utilization

School Building Name

Oakley Park Elementary School **Project No.** **9**

Current Grade Structure K-5
Proposed Grade Structure K-5

1. List the number of teaching stations in appropriate column.
2. Calculate total capacity using the applicable capacity factor.
3. Enter five (5) year projected enrollment.
4. Calculate building utilization rate.
5. Attach floor plan of the building. Show the rooms and category (existing, proposed new, closed).
6. Number the teaching stations in consecutive order.

Existing	List # of Teaching Stations	Capacity Factor	Capacity
(K-2) Lower Elementary	9	20	180
(3-5) Upper Elementary	9	25	225
(6-8) Junior High		22.5	0
(9-12) High School		21.25	0
Subtotal	**18**		**405**

Proposed New	List # of Teaching Stations	Capacity Factor	Capacity
(K-2) Lower Elementary		20	0
(3-5) Upper Elementary		25	0
(6-8) Junior High		22.5	0
(9-12) High School		21.25	0
Subtotal	**0**		**0**
Total	**18**		**405**

Facility to be Closed	List # of Teaching Stations	Capacity Factor	Capacity
(K-2) Lower Elementary		20	0
(3-5) Upper Elementary		25	0
(6-8) Junior High		22.5	0
(9-12) High School		21.25	0
Total	**0**		**0**

Projected 5-Year Enrollment **405**

Utilization Percentage **100.0%**
(Projected 5-Year Enrollment / Total Capacity)

Please transfer applicable information to the Utilization Summary on Page 6 of the application.

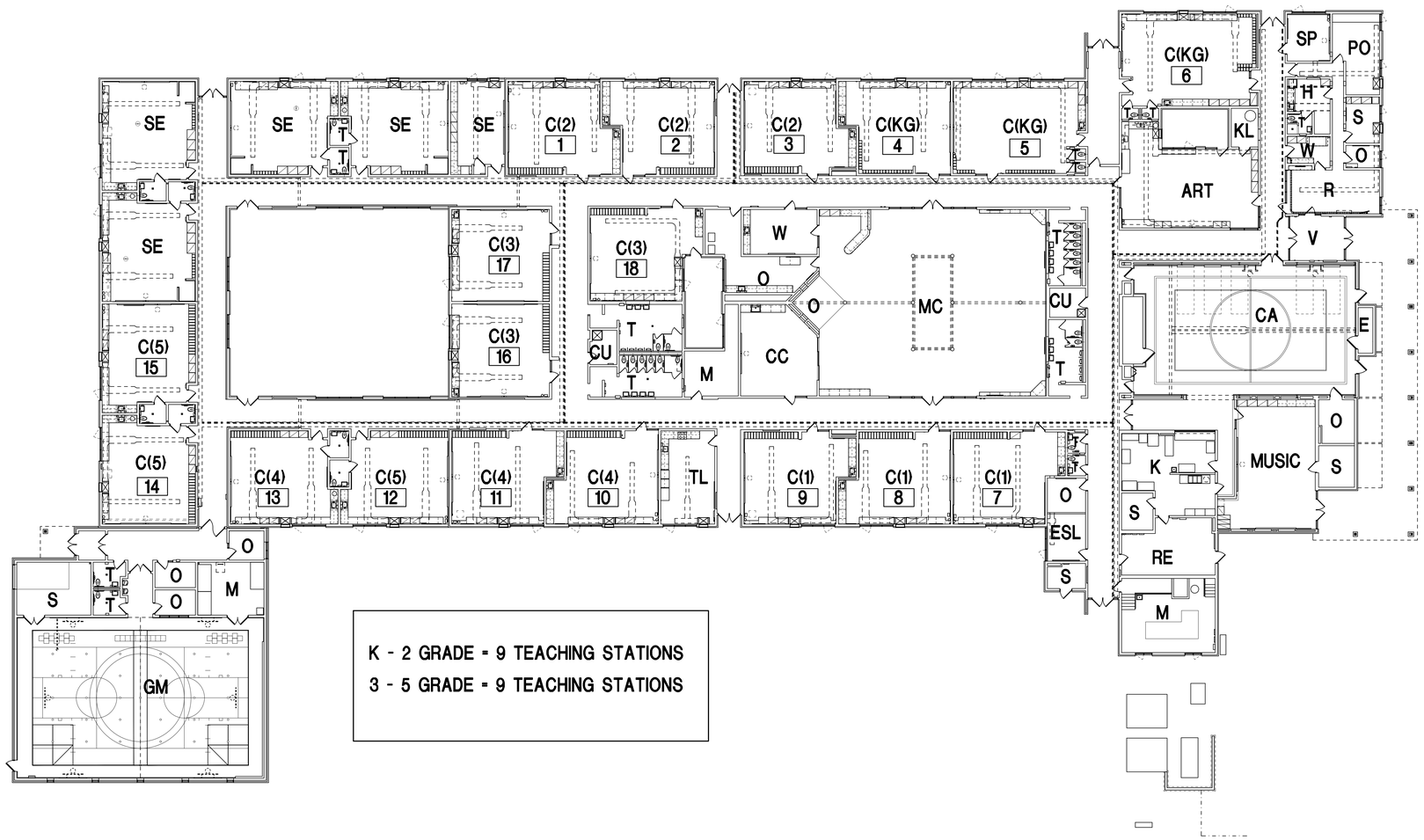

K - 2 GRADE = 9 TEACHING STATIONS

3 - 5 GRADE = 9 TEACHING STATIONS

ROOM USE LEGEND

C	: CLASSROOM
CA	: CAFETERIA
CC	: COMPUTER CLASSROOM
CU	: CUSTODIAL CLOSET
E	: ELECTRICAL
GM	: GYMNASIUM
H	: HEALTH ROOM
K	: KITCHEN
KG	: KINDERGARTEN CLASSROOM
KL	: KILN ROOM
M	: MECHANICAL
MC	: MEDIA CENTER
O	: OFFICE
PO	: PRINCIPAL'S OFFICE
R	: ADMIN. RECEPTION
S	: STORAGE
SE	: SPECIAL ED. CLASSROOM
SP	: SPEECH OFFICE
T	: TOILET
TL	: TEACHER'S LOUNGE
V	: VESTIBULE
W	: WORKROOM

N COMPOSITE FLOOR PLAN

EXISTING CONDITIONS

WALLED LAKE CONSOLIDATED SCHOOLS

APRIL 2023

OAKLEY PARK ELEMENTARY SCHOOL

ARCHITECTURE

Project Sheet

Pleasant Lake Elementary School	**Project No.**	**10**

Description of Series 1	
Description of Series 2	
Description of Series 3	
Description of Series 4	Safety and Security upgrades including technology infrastructure, window film, and secure entry. Interior ceiling and flooring replacement. General electrical upgrades including LED lighting. Non-instructional technology and equipment upgrades including network/server.
Instructional Technology Description	Provide new computers with monitors, printers, projectors, and other devices for students and teachers for instructional purposes.
Site Work Description	Upgrade playground equipment. Provide new digital sign and new flag pole with light.

Construction Cost Per Square Foot

New Construction Square Ft	0	**Cost per Sq Ft**	$ -
New Addition Square Ft.	0	**Cost per Sq Ft**	#DIV/0!

Statement describing any existing environmental or usability problems the proposed project will address. (ex: asbestos, energy use, or ADA requirements)

None noted

Estimated Cost of Proposed Construction Project

Column1	Series 1	Series 2	Series 3	Series 4	Total
New Construction	0	0	0	0	**0**
Remodeling	0	0	0	2,022,871	**2,022,871**
Construction Contingency	0	0	0	428,925	**428,925**
Instructional Technology	0	0		305,621	**305,621**
Loose Furnishing /Equipment	0	0	0	335,942	**335,942**
Buses	0	0		0	**0**
Site Work	0	0	0	147,554	**147,554**
Site Acquisition	0	0	0	0	**0**
A/E Fees and Costs	0	0	0	207,948	**207,948**
CM Fees and Costs	0	0	0	93,577	**93,577**
Estimated Costs	**0**	**0**	**0**	**3,542,437**	**3,542,437**

Certificate by Registered Architect

I certify that I have assessed the conditions relative to this facility and the details of the proposed project(s) described above and the attached detail relative to the construction project(s) are true and correct to the best of my knowledge and belief.

Signature	12/14/2023 Date	TMP Architecture, Inc. Firm Name and License Number	21298

John J. Castellana, FAIA Printed Name	jcastellana@tmp-architecture.com E-mail Address		248-338-4561 Phone Number

WALLED LAKE COMMUNITY SCHOOL DISTRICT
Pleasant Lake Elementary
FACILITY ASSESSMENT

AUCH

MAY 2024 FINAL

73,000	sf	Existing
0	sf	New construction
73,000	sf	Total

DESCRIPTION	Quan.	Unit	Unit Cost	Trade Cost	SERIES 1	SERIES 2	SERIES 3	SERIES 4
New Construction								
NONE	0	sf	$0.00	0				$0
New Construction				**$0**	**$0**	**$0**	**$0**	**$0**
Site Work								
Playground Equipment Upgrades	1	ls	$80,000.00	$80,000				$80,000
Install new digital sign	1	ls	$45,000.00	$45,000				$45,000
New Flag Pole with light	1	ls	$10,000.00	$10,000				$10,000
a	0	ls	$0.00	$0				$0
Site Work				**$135,000**	**$0**	**$0**	**$0**	**$135,000**
Architectural								
Building Enclosure								
Security measures - Window Film & Secure Entry	1	ls	$125,000.00	$125,000				$125,000
a	0	sf	$0.00	$0				$0
Interior								$0
Replace interior ceilings	47,000	sf	$7.00	$329,000				$329,000
Replace carpet / flooring	55,000	sf	$9.00	$495,000				$495,000
a	0	sf	$0.00	$0				$0
Architectural				**$949,000**	**$0**	**$0**	**$0**	**$949,000**
Mechanical Work								
a	0	sf	$0.00	$0				$0
Mechanical				**$0**	**$0**	**$0**	**$0**	**$0**
Electrical								
Replace interior lighting with LED	47,000	sf	$8.50	$399,500				$399,500
Replace Gym lighting with LED	3,770	sf	$13.00	$49,010				$49,010
Technology Infrastructure - Fiber Optics/ PA/ Security/ Cat6 Cable	1	ls	$453,254.00	$453,254				$453,254
a	0	sf	$0.00	$0				$0
Electrical				**$901,764**	**$0**	**$0**	**$0**	**$901,764**
Total Cost				**$1,985,764**	**$0**	**$0**	**$0**	**$1,985,764**
General Conditions	8.00%			$158,861	$0	$0	$0	$158,861
Subtotal				**$2,144,625**	**$0**	**$0**	**$0**	**$2,144,625**
Estimating & Escalation Contingency	15.00%			$321,694	$0	$0	$0	$321,694
Construction Contingency	5.00%			$107,231	$0	$0	$0	$107,231
Total Direct Costs				**$2,573,550**	**$0**	**$0**	**$0**	**$2,573,550**
Testing	0.50%			$12,868	$0	$0	$0	$12,868
Utility Permits & Fees	0.00%			$0	$0	$0	$0	$0
Subtotal				**$2,586,418**	**$0**	**$0**	**$0**	**$2,586,418**
Permits	0.50%			$12,932	$0	$0	$0	$12,932
Subtotal				**$2,599,350**	**$0**	**$0**	**$0**	**$2,599,350**
A/E Fees & Costs	8.00%			$207,948	$0	$0	$0	$207,948
CM Fees & Costs	3.60%			$93,577	$0	$0	$0	$93,577
Subtotal				**$2,900,875**	**$0**	**$0**	**$0**	**$2,900,875**
Instructional Technology				$305,621	$0	$0		$305,621
Non Instructional Technology				$233,669	$0	$0		$233,669
Furnishings				$0	$0	$0		$0
Equipment				$102,273	$0	$0		$102,273
Buses				$0	$0	$0		$0
TOTAL COSTS				**$3,542,437**	**$0**	**$0**	**$0**	**$3,542,437**

WALLED LAKE COMMUNITY SCHOOL DISTRICT
Pleasant Lake Elementary
FACILITY ASSESSMENT

New Construction	0	SF	$0.00	$0.00	TOTAL COST
Remodeling				$2,022,870.99	
Construction Contingency				$428,925.02	
Instructional Technology				$305,621.00	
Loose Furnishing/Equipment				$335,941.73	
Buses				$0.00	
Site Work				$147,553.97	
Site Acquisition				$0.00	
Architectural Fees and Costs				$207,948.00	
CM Fees and Costs				$93,576.60	
TOTAL COSTS				**$3,542,437**	

New Construction	0	SF	$0.00	$0.00	SERIES 1
Remodeling				$0.00	
Construction Contingency				$0.00	
Instructional Technology				$0.00	
Loose Furnishing/Equipment				$0.00	
Buses				$0.00	
Site Work				$0.00	
Site Acquisition				$0.00	
Architectural Fees and Costs				$0.00	
CM Fees and Costs				$0.00	
TOTAL COSTS				**$0**	

New Construction	0	SF	$0.00	$0.00	SERIES 2
Remodeling				$0.00	
Construction Contingency				$0.00	
Instructional Technology				$0.00	
Loose Furnishing/Equipment				$0.00	
Buses				$0.00	
Site Work				$0.00	
Site Acquisition				$0.00	
Architectural Fees and Costs				$0.00	
CM Fees and Costs				$0.00	
TOTAL COSTS				**$0**	

New Construction	0	SF	$0.00	$0.00	SERIES 3
Remodeling				$0.00	
Construction Contingency				$0.00	
Instructional Technology					
Loose Furnishing/Equipment				$0.00	
Buses					
Site Work				$0.00	
Site Acquisition				$0.00	
Architectural Fees and Costs				$0.00	
CM Fees and Costs				$0.00	
TOTAL COSTS				**$0**	

New Construction	0	SF		$0.00
Remodeling				$2,022,870.99
Construction Contingency				$428,925.02
Instructional Technology				$305,621.00
Loose Furnishing/Equipment				$335,941.73
Buses				$0.00
Site Work				$147,553.97
Site Acquisition				$0.00
Architectural Fees and Costs				$207,948.00
CM Fees and Costs				$93,576.60
TOTAL COSTS				**$3,542,437**

Building Utilization

School Building Name

Pleasant Lake Elementary School **Project No.** **10**

Current Grade Structure K-5
Proposed Grade Structure K-5

1. List the number of teaching stations in appropriate column.
2. Calculate total capacity using the applicable capacity factor.
3. Enter five (5) year projected enrollment.
4. Calculate building utilization rate.
5. Attach floor plan of the building. Show the rooms and category (existing, proposed new, closed).
6. Number the teaching stations in consecutive order.

Existing	List # of Teaching Stations	Capacity Factor	Capacity
(K-2) Lower Elementary	10	20	200
(3-5) Upper Elementary	9	25	225
(6-8) Junior High		22.5	0
(9-12) High School		21.25	0
Subtotal	**19**		**425**

Proposed New	List # of Teaching Stations	Capacity Factor	Capacity
(K-2) Lower Elementary		20	0
(3-5) Upper Elementary		25	0
(6-8) Junior High		22.5	0
(9-12) High School		21.25	0
Subtotal	**0**		**0**
Total	**19**		**425**

Facility to be Closed	List # of Teaching Stations	Capacity Factor	Capacity
(K-2) Lower Elementary		20	0
(3-5) Upper Elementary		25	0
(6-8) Junior High		22.5	0
(9-12) High School		21.25	0
Total	**0**		**0**

Projected 5-Year Enrollment **425**

Utilization Percentage **100.0%**
(Projected 5-Year Enrollment / Total Capacity)

Please transfer applicable information to the Utilization Summary on Page 6 of the application.

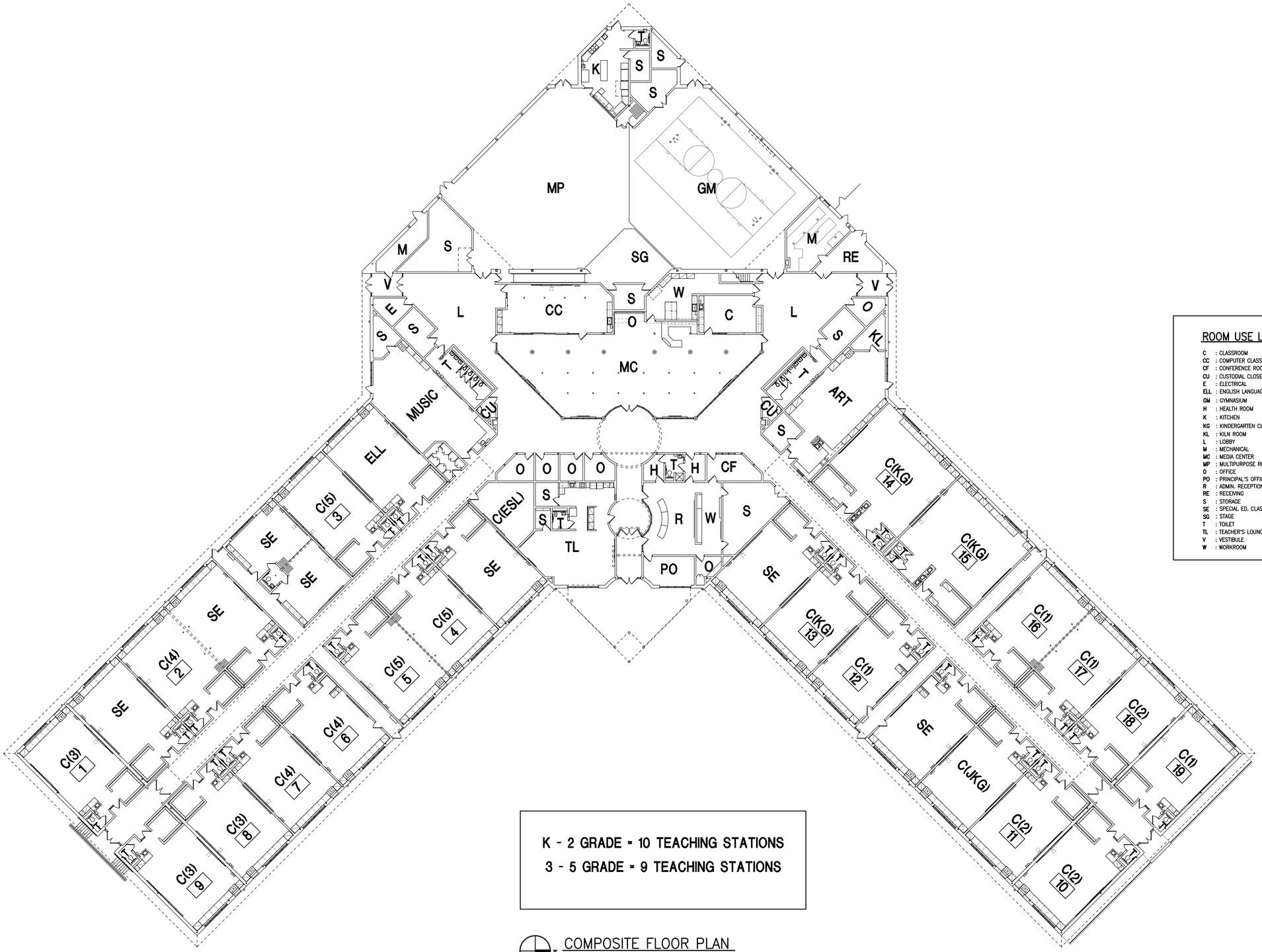

COMPOSITE FLOOR PLAN
SCALE: 1/16" = 1'-0"

ROOM USE LEGEND

C	: CLASSROOM
CC	: COMPUTER CLASSROOM
CF	: CONFERENCE ROOM
CU	: CUSTODIAL CLOSET
E	: ELECTRICAL
ELL	: ENGLISH LANGUAGE LEARNERS
GM	: GYMNASIUM
H	: HEALTH ROOM
K	: KITCHEN
KG	: KINDERGARTEN CLASSROOM
KL	: KILN ROOM
L	: LOBBY
M	: MECHANICAL
MC	: MEDIA CENTER
MP	: MULTIPURPOSE ROOM
O	: OFFICE
PO	: PRINCIPAL'S OFFICE
R	: ADMIN. RECEPTION
RE	: RECEIVING
S	: STORAGE
SE	: SPECIAL ED. CLASSROOM
SG	: STAGE
T	: TOILET
TL	: TEACHER'S LOUNGE
V	: VESTIBULE
W	: WORKROOM

EXISTING CONDITIONS

WALLED LAKE CONSOLIDATED SCHOOLS

PLEASANT LAKE ELEMENTARY

APRIL 2023

ARCHITECTURE

Project Sheet

Walled Lake Elementary School	Project No.	11

Description of Series 1	
Description of Series 2	
Description of Series 3	
Description of Series 4	Safety and Security upgrades including technology infrastructure, window film, and secure entry. Interior remodeling of existing classroom spaces including casework and flooring replacements; Mechanical upgrades including air handling unit replacement; general electrical upgrades including new 3 Phase electrical service. Non-instructional technology including network/server, and office and classroom furniture and equipment upgrades.
Instructional Technology Description	Provide new computers with monitors, printers, projectors, and other devices for students and teachers for instructional purposes.
Site Work Description	Upgrade playground equipment. Provide new digital sign and new flag pole.

Construction Cost Per Square Foot

New Construction Square Ft	0	**Cost per Sq Ft**	$ -
New Addition Square Ft.	0	**Cost per Sq Ft**	#DIV/0!

Statement describing any existing environmental or usability problems the proposed project will address. (ex: asbestos, energy use, or ADA requirements)

None noted

Estimated Cost of Proposed Construction Project

Column1	Series 1	Series 2	Series 3	Series 4	Total
New Construction	0	0	0	0	**0**
Remodeling	0	0	0	1,562,195	**1,562,195**
Construction Contingency	0	0	0	337,885	**337,885**
Instructional Technology	0	0		293,079	**293,079**
Loose Furnishing /Equipment	0	0	0	368,636	**368,636**
Buses	0	0		0	**0**
Site Work	0	0	0	147,554	**147,554**
Site Acquisition	0	0	0	0	**0**
A/E Fees and Costs	0	0	0	163,811	**163,811**
CM Fees and Costs	0	0	0	73,715	**73,715**
Estimated Costs	**0**	**0**	**0**	**2,946,875**	**2,946,875**

Certificate by Registered Architect

I certify that I have assessed the conditions relative to this facility and the details of the proposed project(s) described above and the attached detail relative to the construction project(s) are true and correct to the best of my knowledge and belief.

Signature	12/14/2023 Date	TMP Architecture, Inc. Firm Name and License Number	21298
John J. Castellana, FAIA Printed Name	jcastellana@tmp-architecture.com E-mail Address		248-338-4561 Phone Number

WALLED LAKE COMMUNITY SCHOOL DISTRICT
Walled Lake Elementary
FACILITY ASSESSMENT

AUCH

MAY 2024 FINAL

45,083	sf	Existing
0	sf	New construction
45,083	sf	Total

DESCRIPTION	Quan.	Unit	Unit Cost	Trade Cost	SERIES 1	SERIES 2	SERIES 3	SERIES 4
New Construction								
NONE	0	sf	$0.00	0				$0
New Construction				**$0**	**$0**	**$0**	**$0**	**$0**
Site Work								
Playground Equipment Upgrades	1	ls	$80,000.00	$80,000				$80,000
Install new digital sign	1	ls	$45,000.00	$45,000				$45,000
New Flag Pole	1	ls	$10,000.00	$10,000				$10,000
a	0	ls	$0.00	$0				$0
a	0	ls	$0.00	$0				$0
a	0	ls	$0.00	$0				$0
Site Work				**$135,000**	**$0**	**$0**	**$0**	**$135,000**
Architectural								
Building Enclosure								
Security measures - Window Film & Secure Entry	1	sf	$125,000.00	$125,000				$125,000
a	0	sf	$0.00	$0				$0
Interior								$0
Minor Remodeling- ECSE- cabinets / flooring	10,000	sf	$25.00	$250,000				$250,000
a	0	sf	$0.00	$0				$0
a	0	sf	$0.00	$0				$0
Architectural				**$375,000**	**$0**	**$0**	**$0**	**$375,000**
Mechanical Work								
Replace Air Handling Unit	1	ls	$200,000.00	$200,000				$200,000
a	0	sf	$0.00	$0				$0
a	0	sf	$0.00	$0				$0
Mechanical				**$200,000**	**$0**	**$0**	**$0**	**$200,000**
Electrical								
Upgrade DTE Service to 3 Phase	45,083	sf	$9.00	$405,747				$405,747
Technology Infrastructure - Fiber Optics/ PA/ Security/ Cat6 Cable	1	ls	$448,536.00	$448,536				$448,536
a	0	sf	$0.00	$0				$0
Electrical				**$854,283**	**$0**	**$0**	**$0**	**$854,283**
Total Cost				**$1,564,283**	**$0**	**$0**	**$0**	**$1,564,283**
General Conditions	8.00%			$125,143	$0	$0	$0	$125,143
Subtotal				**$1,689,426**	**$0**	**$0**	**$0**	**$1,689,426**
Estimating & Escalation Contingency	15.00%			$253,414	$0	$0	$0	$253,414
Construction Contingency	5.00%			$84,471	$0	$0	$0	$84,471
Total Direct Costs				**$2,027,311**	**$0**	**$0**	**$0**	**$2,027,311**
Testing	0.50%			$10,137	$0	$0	$0	$10,137
Utility Permits & Fees	0.00%			$0	$0	$0	$0	$0
Subtotal				**$2,037,447**	**$0**	**$0**	**$0**	**$2,037,447**
Permits	0.50%			$10,187	$0	$0	$0	$10,187
Subtotal				**$2,047,635**	**$0**	**$0**	**$0**	**$2,047,635**
A/E Fees & Costs	8.00%			$163,811	$0	$0	$0	$163,811
CM Fees & Costs	3.60%			$73,715	$0	$0	$0	$73,715
Subtotal				**$2,285,160**	**$0**	**$0**	**$0**	**$2,285,160**
Instructional Technology				$293,079	$0	$0		$293,079
Non Instructional Technology				$196,013	$0	$0		$196,013
Furnishings				$70,350	$0	$0		$70,350
Equipment				$102,273	$0	$0		$102,273
Buses				$0	$0	$0		$0
TOTAL COSTS				**$2,946,875**	**$0**	**$0**	**$0**	**$2,946,875**

WALLED LAKE COMMUNITY SCHOOL DISTRICT
Walled Lake Elementary
FACILITY ASSESSMENT

New Construction	0	SF	$0.00	$0.00	TOTAL COST
Remodeling				$1,562,195.46	
Construction Contingency				$337,885.13	
Instructional Technology				$293,079.00	
Loose Furnishing/Equipment				$368,635.73	
Buses				$0.00	
Site Work				$147,553.97	
Site Acquisition				$0.00	
Architectural Fees and Costs				$163,810.76	
CM Fees and Costs				$73,714.84	
TOTAL COSTS				**$2,946,875**	

New Construction	0	SF	$0.00	$0.00	SERIES 1
Remodeling				$0.00	
Construction Contingency				$0.00	
Instructional Technology				$0.00	
Loose Furnishing/Equipment				$0.00	
Buses				$0.00	
Site Work				$0.00	
Site Acquisition				$0.00	
Architectural Fees and Costs				$0.00	
CM Fees and Costs				$0.00	
TOTAL COSTS				**$0**	

New Construction	0	SF	$0.00	$0.00	SERIES 2
Remodeling				$0.00	
Construction Contingency				$0.00	
Instructional Technology				$0.00	
Loose Furnishing/Equipment				$0.00	
Buses				$0.00	
Site Work				$0.00	
Site Acquisition				$0.00	
Architectural Fees and Costs				$0.00	
CM Fees and Costs				$0.00	
TOTAL COSTS				**$0**	

New Construction	0	SF	$0.00	$0.00	SERIES 3
Remodeling				$0.00	
Construction Contingency				$0.00	
Instructional Technology					
Loose Furnishing/Equipment				$0.00	
Buses					
Site Work				$0.00	
Site Acquisition				$0.00	
Architectural Fees and Costs				$0.00	
CM Fees and Costs				$0.00	
TOTAL COSTS				**$0**	

New Construction	0	SF		$0.00	SERIES 4
Remodeling				$1,562,195.46	
Construction Contingency				$337,885.13	
Instructional Technology				$293,079.00	
Loose Furnishing/Equipment				$368,635.73	
Buses				$0.00	
Site Work				$147,553.97	
Site Acquisition				$0.00	
Architectural Fees and Costs				$163,810.76	
CM Fees and Costs				$73,714.84	
TOTAL COSTS				**$2,946,875**	

Building Utilization

School Building Name

Walled Lake Elementary School **Project No. 11**

Current Grade Structure K-5
Proposed Grade Structure K-5

1. List the number of teaching stations in appropriate column.
2. Calculate total capacity using the applicable capacity factor.
3. Enter five (5) year projected enrollment.
4. Calculate building utilization rate.
5. Attach floor plan of the building. Show the rooms and category (existing, proposed new, closed).
6. Number the teaching stations in consecutive order.

Existing	List # of Teaching Stations	Capacity Factor	Capacity
(K-2) Lower Elementary	7	20	140
(3-5) Upper Elementary	8	25	200
(6-8) Junior High		22.5	0
(9-12) High School		21.25	0
Subtotal	**15**		**340**

Proposed New	List # of Teaching Stations	Capacity Factor	Capacity
(K-2) Lower Elementary		20	0
(3-5) Upper Elementary		25	0
(6-8) Junior High		22.5	0
(9-12) High School		21.25	0
Subtotal	**0**		**0**
Total	**15**		**340**

Facility to be Closed	List # of Teaching Stations	Capacity Factor	Capacity
(K-2) Lower Elementary		20	0
(3-5) Upper Elementary		25	0
(6-8) Junior High		22.5	0
(9-12) High School		21.25	0
Total	**0**		**0**

Projected 5-Year Enrollment **340**

Utilization Percentage **100.0%**
(Projected 5-Year Enrollment / Total Capacity)

Please transfer applicable information to the Utilization Summary on Page 6 of the application.

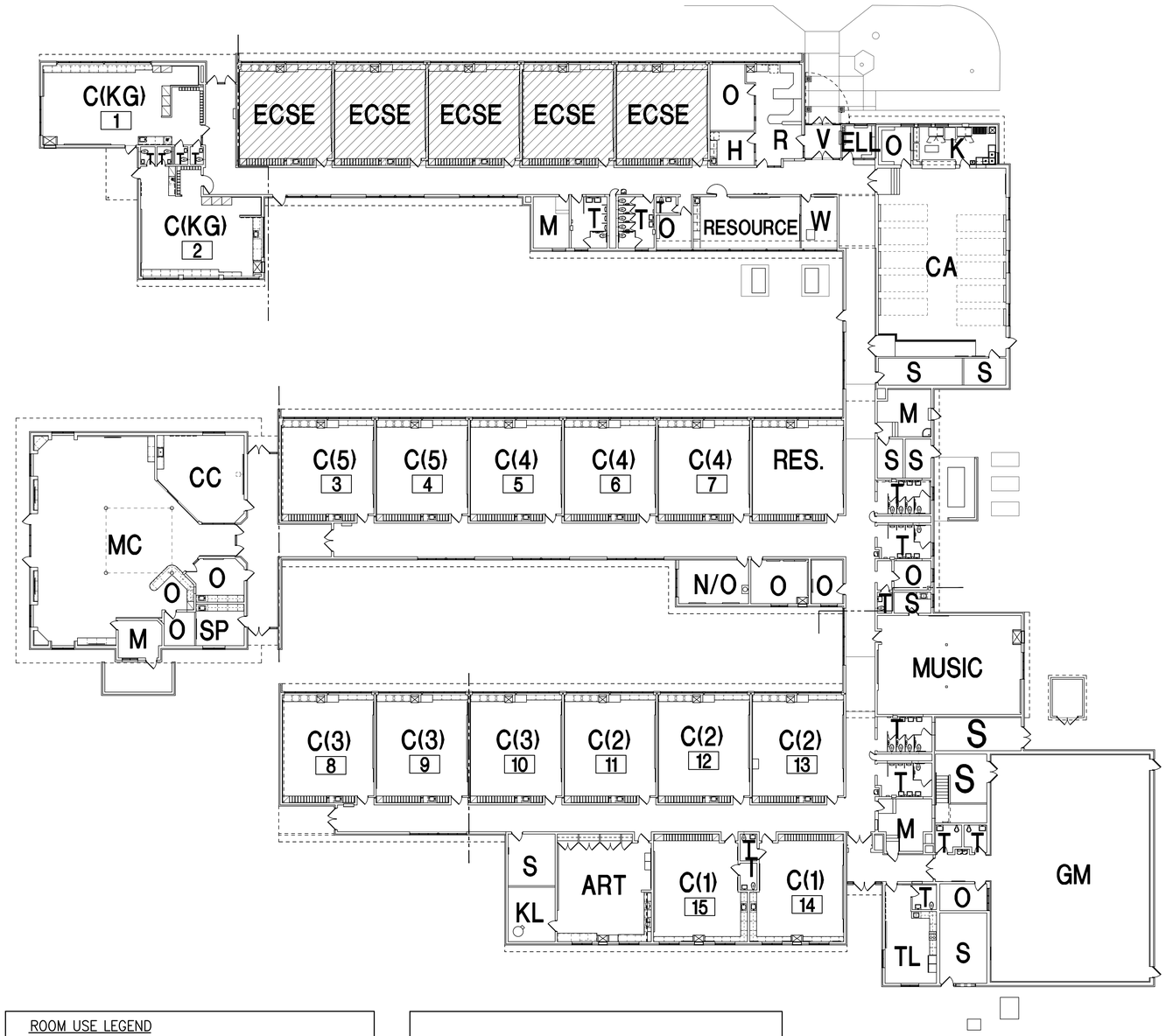

ROOM USE LEGEND

C	: CLASSROOM	KG	: KINDERGARTEN CLASSROOM	S	: STORAGE
CA	: CAFETERIA	KL	: KILN ROOM	SP	: SPEECH OFFICE
CC	: COMPUTER CLASSROOM	M	: MECHANICAL	T	: TOILET
ELL	: ENGLISH LANGUAGE LEARNERS	MC	: MEDIA CENTER	TL	: STAFF LOUNGE
GM	: GYMNASIUM	O	: OFFICE	V	: VESTIBULE
H	: HEALTH ROOM	R	: ADMIN. RECEPTION	W	: WORKROOM
K	: KITCHEN				

K - 2 GRADE = 7 TEACHING STATIONS

3 - 5 GRADE = 8 TEACHING STATIONS

N

COMPOSITE FLOOR PLAN

SCALE: 1/16" = 1'-0"

EXISTING CONDITIONS

WALLED LAKE CONSOLIDATED SCHOOLS

APRIL 2023

WALLED LAKE ELEMENTARY

ARCHITECTURE

Project Sheet

New Wixom Elementary School	Project No.	12

Description of Series 1	
Description of Series 2	Construct new Wixom Elementary school building including technology infrastructure to support safety and security.
Description of Series 3	Non-instructional technology including network/server. Instructional technology and office, classroom, support space, gym, storage, and common area furniture and equipment.
Description of Series 4	
Instructional Technology Description	Provide new computers with monitors, printers, projectors, and other devices for students and teachers for instructional purposes.
Site Work Description	Provide site work required for new building, including traffic light, playground equipment and play fields.

Construction Cost Per Square Foot

New Construction Square Ft	90,000	**Cost per Sq Ft**	$ 325
New Addition Square Ft.	0	**Cost per Sq Ft**	$ -

Statement describing any existing environmental or usability problems the proposed project will address. (ex: asbestos, energy use, or ADA requirements)

None noted

Estimated Cost of Proposed Construction Project

Column1	Proposal/Series 1	Proposal/Series 2	Proposal/Series 3	Series 4	Total
New Construction	0	29,243,414	0	0	**29,243,414**
Remodeling	0	0	0	0	**0**
Construction Contingency	0	5,347,916	0	0	**5,347,916**
Instructional Technology		0	383,479	0	**383,479**
Loose Furnishing /Equipment	0	0	957,836	0	**957,836**
Buses		0	0	0	**0**
Site Work	0	6,758,585	0	0	**6,758,585**
Site Acquisition	0	0	0	0	**0**
A/E Fees and Costs	0	3,307,993	0	0	**3,307,993**
CM Fees and Costs	0	1,488,597	0	0	**1,488,597**
Estimated Costs	**0**	**46,146,505**	**1,341,315**	**0**	**47,487,820**

Certificate by Registered Architect

I certify that I have assessed the conditions relative to this facility and the details of the proposed project(s) described above and the attached detail relative to the construction project(s) are true and correct to the best of my knowledge and belief.

Signature	12/14/2023 Date	TMP Architecture, Inc. Firm Name and License Number	21298
John J. Castellana, FAIA Printed Name	jcastellana@tmp-architecture.com E-mail Address		248-338-4561 Phone Number

WALLED LAKE COMMUNITY SCHOOL DISTRICT
Wixom Elementary
FACILITY ASSESSMENT

AUCH

MAY 2024 FINAL

0	sf	Existing
90,000	sf	New construction
90,000	sf	Total

DESCRIPTION	Quan.	Unit	Unit Cost	Trade Cost	SERIES 1	SERIES 2	SERIES 3
New Construction							
New Elementary Building	90,000	sf	$305.00	27,450,000		$27,450,000	
New Construction				**$27,450,000**	**$0**	**$27,450,000**	**$0**
Site Work							
Technology Infrastructure - Fiber Optics/ PA/ Security/ Cat6 Cable	1	ls	$569,100.00	$569,100		$569,100	
Site Work / Playground Equipment	11	acre	$475,000.00	$5,225,000		$5,225,000	
Right of Way & Traffic Light	1	ls	$550,000.00	$550,000		$550,000	
Site Work				**$6,344,100**	**$0**	**$5,775,000**	**$0**
Architectural							
a	0	sf	$0.00	$0		$0	
a	0	sf	$0.00	$0		$0	
Architectural				**$0**	**$0**	**$0**	**$0**
Mechanical Work							
a	0	sf	$0.00	$0		$0	
a	0	sf	$0.00	$0		$0	
a	0	sf	$0.00	$0		$0	
Mechanical				**$0**	**$0**	**$0**	**$0**
Electrical							
Electrical				**$0**	**$0**	**$569,100**	**$0**
Total Cost				**$33,794,100**	**$0**	**$33,794,100**	**$0**
General Conditions	5.50%			$1,858,676	$0	$1,858,676	$0
Subtotal				**$35,652,776**	**$0**	**$35,652,776**	**$0**
Estimating & Escalation Contingency	10.00%			$3,565,278	$0	$3,565,278	$0
Construction Contingency	5.00%			$1,782,639	$0	$1,782,639	$0
Total Direct Costs				**$41,000,692**	**$0**	**$41,000,692**	**$0**
Testing	0.50%			$205,003	$0	$205,003	$0
Utility Permits & Fees	0.00%			$0	$0	$0	$0
Subtotal				**$41,205,695**	**$0**	**$41,205,695**	**$0**
Permits	0.35%			$144,220	$0	$144,220	$0
Subtotal				**$41,349,915**	**$0**	**$41,349,915**	**$0**
A/E Fees & Costs	8.00%			$3,307,993	$0	$3,307,993	$0
CM Fees & Costs	3.60%			$1,488,597	$0	$1,488,597	$0
Subtotal				**$46,146,505**	**$0**	**$46,146,505**	**$0**
Instructional Technology				$383,479			$383,479
Non Instructional Technology				$281,444			$281,444
Furnishings				$574,120			$574,120
Equipment				$102,272			$102,272
Buses				$0			$0
TOTAL COSTS				**$47,487,820**	**$0**	**$46,146,505**	**$1,341,315**

WALLED LAKE COMMUNITY SCHOOL DISTRICT
Wixom Elementary
FACILITY ASSESSMENT

New Construction	90,000	SF	$324.93	$29,243,414.37	TOTAL COST
Remodeling				$0.00	
Construction Contingency				$5,347,916.33	
Instructional Technology				$383,479.00	
Loose Furnishing/Equipment				$957,835.73	
Buses				$0.00	
Site Work				$6,758,584.52	
Site Acquisition				$0.00	
Architectural Fees and Costs				$3,307,993.22	
CM Fees and Costs				$1,488,596.95	
TOTAL COSTS				**$47,487,820**	

New Construction	90,000	SF	$0.00	$0.00	SERIES 1
Remodeling				$0.00	
Construction Contingency				$0.00	
Instructional Technology					
Loose Furnishing/Equipment				$0.00	
Buses					
Site Work				$0.00	
Site Acquisition				$0.00	
Architectural Fees and Costs				$0.00	
CM Fees and Costs				$0.00	
TOTAL COSTS				**$0**	

New Construction	90,000	SF	$324.93	$29,243,414.37	SERIES 2
Remodeling				$0.00	
Construction Contingency				$5,347,916.33	
Instructional Technology				$0.00	
Loose Furnishing/Equipment				$0.00	
Buses				$0.00	
Site Work				$6,758,584.52	
Site Acquisition				$0.00	
Architectural Fees and Costs				$3,307,993.22	
CM Fees and Costs				$1,488,596.95	
TOTAL COSTS				**$46,146,505**	

New Construction	0	SF	$0.00	$0.00	SERIES 3
Remodeling				$0.00	
Construction Contingency				$0.00	
Instructional Technology				$383,479.00	
Loose Furnishing/Equipment				$957,835.73	
Buses				$0.00	
Site Work				$0.00	
Site Acquisition				$0.00	
Architectural Fees and Costs				$0.00	
CM Fees and Costs				$0.00	
TOTAL COSTS				**$1,341,315**	

Building Utilization

School Building Name

New Wixom Elementary School **Project No.** **12**

Current Grade Structure N/A
Proposed Grade Structure K-5

1. List the number of teaching stations in appropriate column.
2. Calculate total capacity using the applicable capacity factor.
3. Enter five (5) year projected enrollment.
4. Calculate building utilization rate.
5. Attach floor plan of the building. Show the rooms and category (existing, proposed new, closed).
6. Number the teaching stations in consecutive order.

Existing	List # of Teaching Stations	Capacity Factor	Capacity
(K-2) Lower Elementary		20	0
(3-5) Upper Elementary		25	0
(6-8) Junior High		22.5	0
(9-12) High School		21.25	0
Subtotal	**0**		**0**

Proposed New	List # of Teaching Stations	Capacity Factor	Capacity
(K-2) Lower Elementary	12	20	240
(3-5) Upper Elementary	12	25	300
(6-8) Junior High		22.5	0
(9-12) High School		21.25	0
Subtotal	**24**		**540**
Total	**24**		**540**

Facility to be Closed	List # of Teaching Stations	Capacity Factor	Capacity
(K-2) Lower Elementary		20	0
(3-5) Upper Elementary		25	0
(6-8) Junior High		22.5	0
(9-12) High School		21.25	0
Total	**0**		**0**

Projected 5-Year Enrollment **550**

Utilization Percentage **101.9%**
(Projected 5-Year Enrollment / Total Capacity)

Please transfer applicable information to the Utilization Summary on Page 6 of the application.

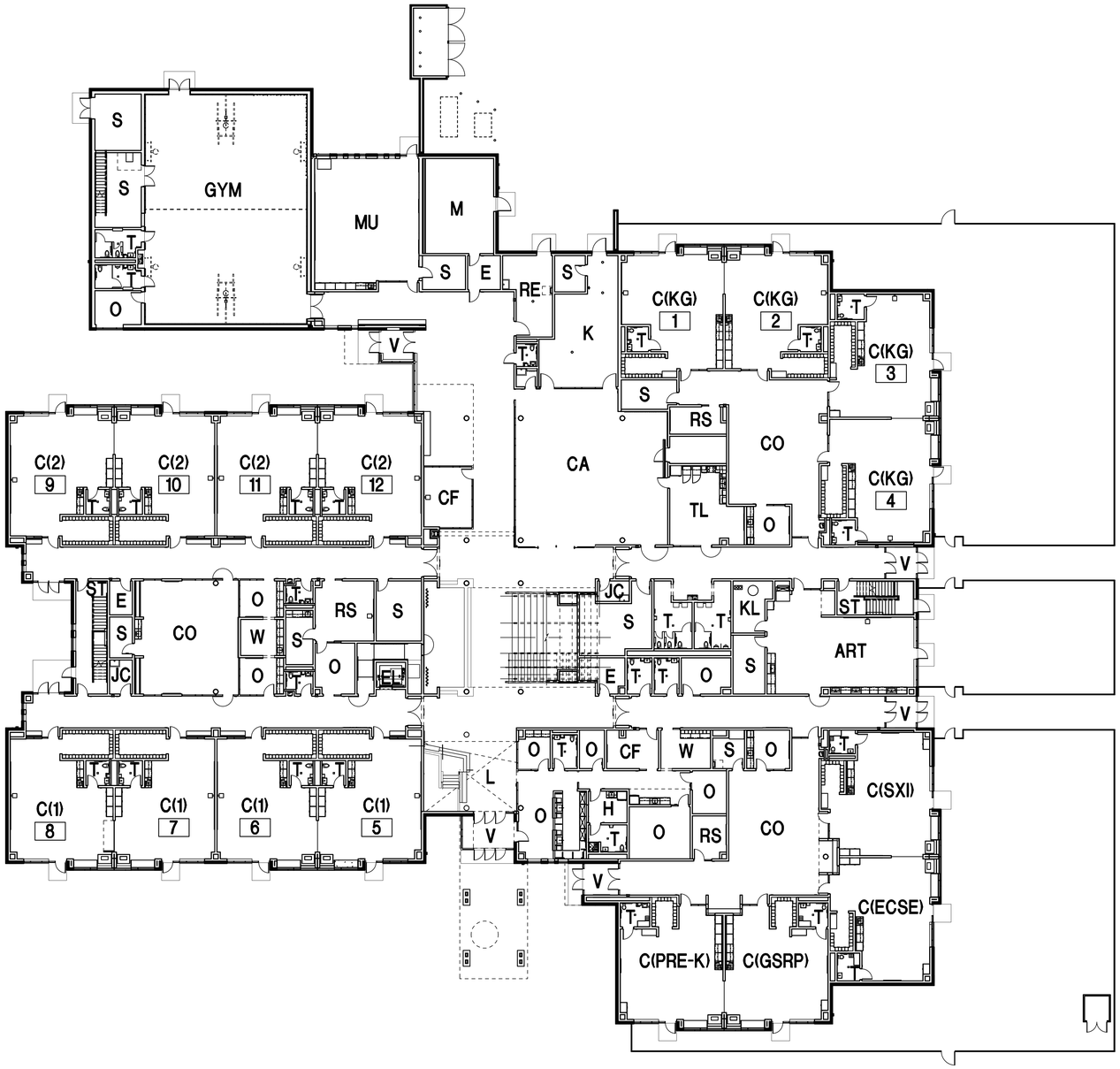

ROOM USE LEGEND

- C : CLASSROOM
- CA : CAFETERIA
- CF : CONFERENCE ROOM
- CO : COLLABORATION
- E : ELECTRICAL
- EL : ELEVATOR
- H : HEALTH ROOM
- K : KITCHEN
- KG : KINDERGARTEN CLASSROOM
- KL : KILN
- JC : JANITOR'S CLOSET
- L : LOBBY
- M : MECHANICAL
- MC : MEDIA CENTER
- MU : MUSIC ROOM
- O : OFFICE
- RE : RECEIVING
- RS : RESOURCE ROOM
- S : STORAGE
- SE : SPECIAL ED. CLASSROOM
- ST : STAIR
- T : TOILET
- TL : TEACHER'S LOUNGE
- V : VESTIBULE
- W : WORKROOM

K - 2 GRADE = 12 TEACHING STATIONS
3 - 5 GRADE = 12 TEACHING STATIONS

N

FIRST LEVEL COMPOSITE FLOOR PLAN
SCALE: 1/16" = 1'-0"

WALLED LAKE CONSOLIDATED SCHOOLS

NEW WIXOM ELEMENTARY

APRIL 2023

ARCHITECTURE

ROOM USE LEGEND

C	: CLASSROOM
CA	: CAFETERIA
CF	: CONFERENCE ROOM
CO	: COLLABORATION
E	: ELECTRICAL
EL	: ELEVATOR
H	: HEALTH ROOM
K	: KITCHEN
KG	: KINDERGARTEN CLASSROOM
KL	: KILN
JC	: JANITOR'S CLOSET
L	: LOBBY
M	: MECHANICAL
MC	: MEDIA CENTER
MU	: MUSIC ROOM
O	: OFFICE
RE	: RECEIVING
RS	: RESOURCE ROOM
S	: STORAGE
SE	: SPECIAL ED. CLASSROOM
ST	: STAIR
T	: TOILET
TL	: TEACHER'S LOUNGE
V	: VESTIBULE
W	: WORKROOM

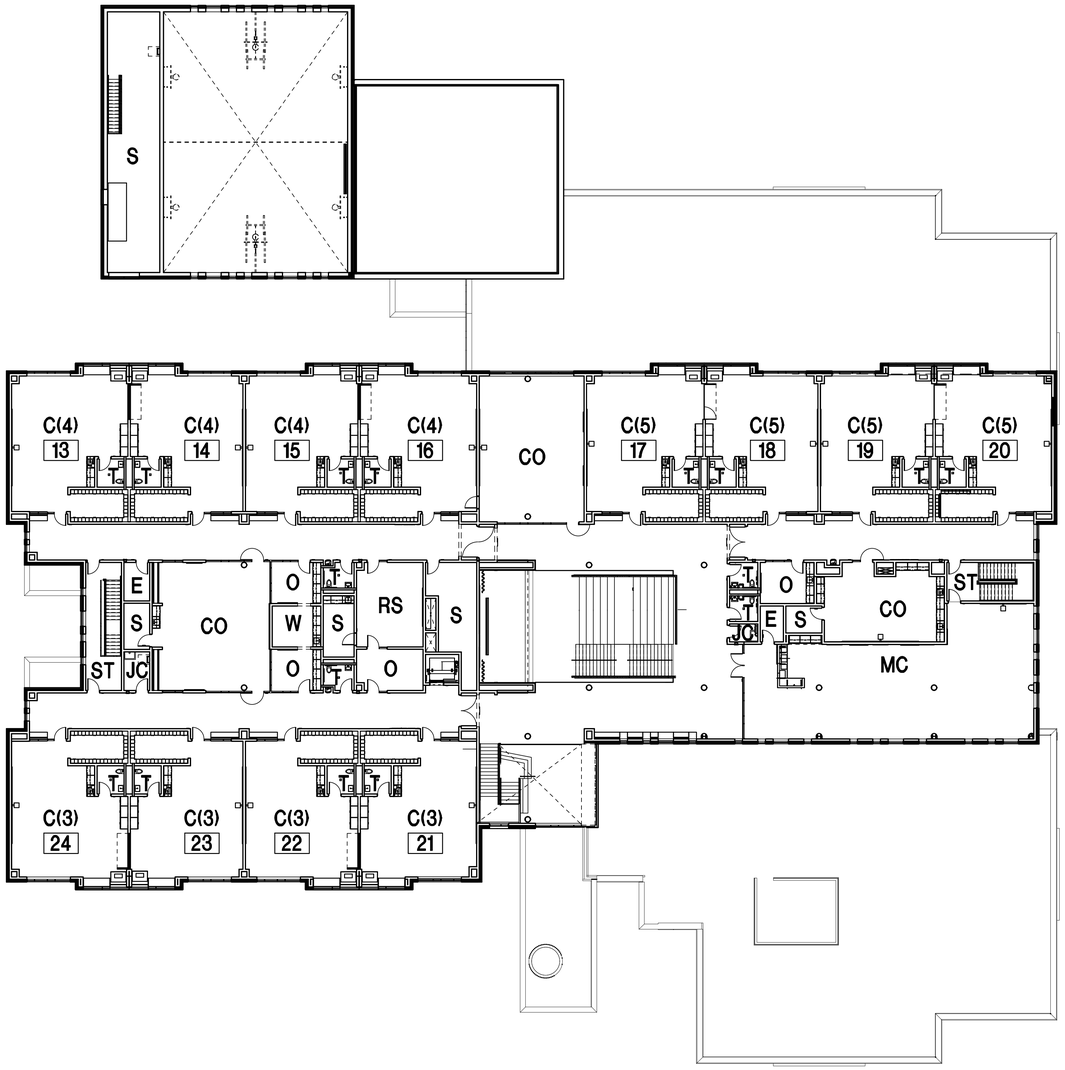

N

SECOND LEVEL COMPOSITE FLOOR PLAN

SCALE: 1/16" = 1'-0"

WALLED LAKE CONSOLIDATED SCHOOLS

NEW WIXOM ELEMENTARY

APRIL 2023

ARCHITECTURE

Project Sheet

Banks Middle School	**Project No.**	**13**

Description of Series 1	
Description of Series 2	
Description of Series 3	
Description of Series 4	Safety and Security upgrades including technology infrastructure, window film, and secure entry; roof replacement; science lab upgrades including flooring, ceiling, and casework; flooring replacement; stage grades including curtains, flooring, lighting. Provide non-instructional technology including network/server, and office, support space, classroom, and common area furniture and equipment.
Instructional Technology Description	Provide new computers with monitors, printers, projectors, and other devices for students and teachers for instructional purposes.
Site Work Description	Provide new digital sign and new flag pole.

Construction Cost Per Square Foot

New Construction Square Ft	0	**Cost per Sq Ft**	$ -
New Addition Square Ft.	0	**Cost per Sq Ft**	#DIV/0!

Statement describing any existing environmental or usability problems the proposed project will address. (ex: asbestos, energy use, or ADA requirements)

None noted

Estimated Cost of Proposed Construction Project

Column1	Series 1	Series 2	Series 3	Series 4	Total
New Construction	0	0	0	0	**0**
Remodeling	0	0	0	2,967,973	**2,967,973**
Construction Contingency	0	0	0	601,658	**601,658**
Instructional Technology	0	0	0	529,621	**529,621**
Loose Furnishing /Equipment	0	0	0	780,175	**780,175**
Buses	0	0	0	0	**0**
Site Work	0	0	0	76,509	**76,509**
Site Acquisition	0	0	0	0	**0**
A/E Fees and Costs	0	0	0	291,691	**291,691**
CM Fees and Costs	0	0	0	131,261	**131,261**
Estimated Costs	**0**	**0**	**0**	**5,378,889**	**5,378,889**

Certificate by Registered Architect

I certify that I have assessed the conditions relative to this facility and the details of the proposed project(s) described above and the attached detail relative to the construction project(s) are true and correct to the best of my knowledge and belief.

Signature	12/14/2023 Date	TMP Architecture, Inc. Firm Name and License Number	21298

John J. Castellana, FAIA Printed Name	jcastellana@tmp-architecture.com E-mail Address		248-338-4561 Phone Number

WALLED LAKE COMMUNITY SCHOOL DISTRICT
Sarah Banks Middle School
FACILITY ASSESSMENT

AUCH

MAY 2024 FINAL

144,000	sf	Existing
0	sf	New construction
144,000	sf	Total

DESCRIPTION	Quan.	Unit	Unit Cost	Trade Cost	SERIES 1	SERIES 2	SERIES 3	SERIES 4
New Construction								
NONE	0	sf	$0.00	0				$0
New Construction				**$0**	**$0**	**$0**	**$0**	**$0**
Site Work								
Install new digital sign	1	ls	$60,000.00	$60,000				$60,000
New Flag Pole	1	ea	$10,000.00	$10,000				$10,000
Site Work				**$70,000**	**$0**	**$0**	**$0**	**$70,000**
Architectural								
Building Enclosure								
Security measures - Window Film & Secure Entry	1	ls	$150,000.00	$150,000				$150,000
Replace Shingle Roof	120,000	sf	$10.00	$1,200,000				$1,200,000
Interior								$0
Major Remodeling Science Classrooms - Floor Ceilings & Casework	1	ls	$400,000.00	$400,000				$400,000
Replace Flooring	20,000	sf	$9.00	$180,000				$180,000
Stage Upgrades - Curtains / Flooring / Lighting	1	sf	$125,000.00	$125,000				$125,000
a	0	sf	$0.00	$0				$0
Architectural				**$2,055,000**	**$0**	**$0**	**$0**	**$2,055,000**
Mechanical Work								
a	0	sf	$0.00	$0				$0
Mechanical				**$0**	**$0**	**$0**	**$0**	**$0**
Electrical								
Technology Infrastructure - Fiber Optics/ PA/ Security/ Cat6 Cable	1	ls	$660,456.00	$660,456				$660,456
a	0	sf	$0.00	$0				$0
Electrical				**$660,456**	**$0**	**$0**	**$0**	**$660,456**
Total Cost				**$2,785,456**	**$0**	**$0**	**$0**	**$2,785,456**
General Conditions	8.00%			$222,836	$0	$0	$0	$222,836
Subtotal				**$3,008,292**	**$0**	**$0**	**$0**	**$3,008,292**
Estimating & Escalation Contingency	15.00%			$451,244	$0	$0	$0	$451,244
Construction Contingency	5.00%			$150,415	$0	$0	$0	$150,415
Total Direct Costs				**$3,609,951**	**$0**	**$0**	**$0**	**$3,609,951**
Testing	0.50%			$18,050	$0	$0	$0	$18,050
Utility Permits & Fees	0.00%			$0	$0	$0	$0	$0
Subtotal				**$3,628,001**	**$0**	**$0**	**$0**	**$3,628,001**
Permits	0.50%			$18,140	$0	$0	$0	$18,140
Subtotal				**$3,646,141**	**$0**	**$0**	**$0**	**$3,646,141**
A/E Fees & Costs	8.00%			$291,691	$0	$0	$0	$291,691
CM Fees & Costs	3.60%			$131,261	$0	$0	$0	$131,261
Subtotal				**$4,069,093**	**$0**	**$0**	**$0**	**$4,069,093**
Instructional Technology				$529,621	$0	$0	$0	$529,621
Non Instructional Technology				$511,372	$0	$0	$0	$511,372
Furnishings				$166,530	$0	$0	$0	$166,530
Equipment				$102,273	$0	$0	$0	$102,273
Buses				$0	$0	$0	$0	$0
TOTAL COSTS				**$5,378,889**	**$0**	**$0**	**$0**	**$5,378,889**

WALLED LAKE COMMUNITY SCHOOL DISTRICT
Sarah Banks Middle School
FACILITY ASSESSMENT

New Construction		0	SF	$0.00	$0.00	TOTAL COST
Remodeling					$2,967,972.77	
Construction Contingency					$601,658.50	
Instructional Technology					$529,621.14	
Loose Furnishing/Equipment					$780,174.92	
Buses					$0.00	
Site Work					$76,509.47	
Site Acquisition					$0.00	
Architectural Fees and Costs					$291,691.26	
CM Fees and Costs					$131,261.07	
	TOTAL COSTS				**$5,378,889**	

New Construction		0	SF	$0.00	$0.00	SERIES 1
Remodeling					$0.00	
Construction Contingency					$0.00	
Instructional Technology					$0.00	
Loose Furnishing/Equipment					$0.00	
Buses					$0.00	
Site Work					$0.00	
Site Acquisition					$0.00	
Architectural Fees and Costs					$0.00	
CM Fees and Costs					$0.00	
	TOTAL COSTS				**$0**	

New Construction		0	SF	$0.00	$0.00	SERIES 2
Remodeling					$0.00	
Construction Contingency					$0.00	
Instructional Technology					$0.00	
Loose Furnishing/Equipment					$0.00	
Buses					$0.00	
Site Work					$0.00	
Site Acquisition					$0.00	
Architectural Fees and Costs					$0.00	
CM Fees and Costs					$0.00	
	TOTAL COSTS				**$0**	

New Construction		0	SF	$0.00	$0.00	SERIES 3
Remodeling					$0.00	
Construction Contingency					$0.00	
Instructional Technology					$0.00	
Loose Furnishing/Equipment					$0.00	
Buses					$0.00	
Site Work					$0.00	
Site Acquisition					$0.00	
Architectural Fees and Costs					$0.00	
CM Fees and Costs					$0.00	
	TOTAL COSTS				**$0**	

New Construction		0	SF	#DIV/0!	$0.00	SERIES 4
Remodeling					$2,967,972.77	
Construction Contingency					$601,658.50	
Instructional Technology					$529,621.14	
Loose Furnishing/Equipment					$780,174.92	
Buses					$0.00	
Site Work					$76,509.47	
Site Acquisition					$0.00	
Architectural Fees and Costs					$291,691.26	
CM Fees and Costs					$131,261.07	
	TOTAL COSTS				**$5,378,889**	

Building Utilization

School Building Name

Banks Middle School **Project No.** **13**

Current Grade Structure 6-8
Proposed Grade Structure 6-8

1. List the number of teaching stations in appropriate column.
2. Calculate total capacity using the applicable capacity factor.
3. Enter five (5) year projected enrollment.
4. Calculate building utilization rate.
5. Attach floor plan of the building. Show the rooms and category (existing, proposed new, closed).
6. Number the teaching stations in consecutive order.

Existing	List # of Teaching Stations	Capacity Factor	Capacity
(K-2) Lower Elementary		20	0
(3-5) Upper Elementary		25	0
(6-8) Junior High	35	22.5	788
(9-12) High School		21.25	0
Subtotal	**35**		**788**

Proposed New	List # of Teaching Stations	Capacity Factor	Capacity
(K-2) Lower Elementary		20	0
(3-5) Upper Elementary		25	0
(6-8) Junior High		22.5	0
(9-12) High School		21.25	0
Subtotal	**0**		**0**
Total	**35**		**788**

Facility to be Closed	List # of Teaching Stations	Capacity Factor	Capacity
(K-2) Lower Elementary		20	0
(3-5) Upper Elementary		25	0
(6-8) Junior High		22.5	0
(9-12) High School		21.25	0
Total	**0**		**0**

Projected 5-Year Enrollment **634**

Utilization Percentage **80.5%**
(Projected 5-Year Enrollment / Total Capacity)

Please transfer applicable information to the Utilization Summary on Page 6 of the application.

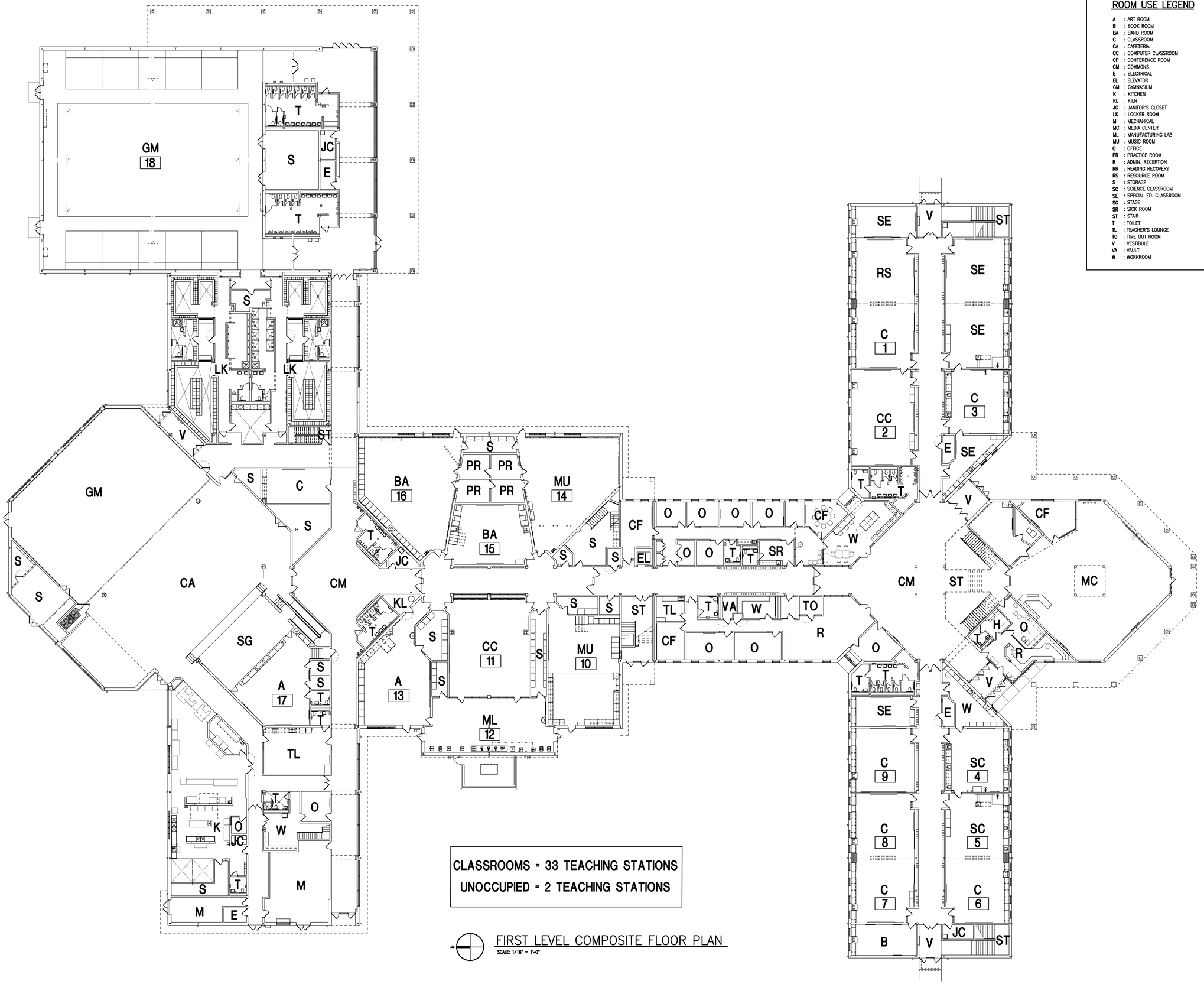

CLASSROOMS = 33 TEACHING STATIONS

UNOCCUPIED = 2 TEACHING STATIONS

FIRST LEVEL COMPOSITE FLOOR PLAN

SCALE: 1/16" = 1'-0"

ROOM USE LEGEND

A	: ART ROOM
B	: BOOK ROOM
BA	: BAND ROOM
C	: CLASSROOM
CA	: CAFETERIA
CC	: COMPUTER CLASSROOM
CF	: CONFERENCE ROOM
CM	: COMMONS
E	: ELECTRICAL
EL	: ELEVATOR
GM	: GYMNASIUM
K	: KITCHEN
KL	: KILN
JC	: JANITOR'S CLOSET
LK	: LOCKER ROOM
M	: MECHANICAL
MC	: MEDIA CENTER
ML	: MANUFACTURING LAB
MU	: MUSIC ROOM
O	: OFFICE
PR	: PRACTICE ROOM
R	: ADMIN. RECEPTION
RR	: READING RECOVERY
RS	: RESOURCE ROOM
S	: STORAGE
SC	: SCIENCE CLASSROOM
SE	: SPECIAL ED. CLASSROOM
SG	: STAGE
SR	: SICK ROOM
ST	: STAIR
T	: TOILET
TL	: TEACHER'S LOUNGE
TO	: TIME OUT ROOM
V	: VESTIBULE
VA	: VAULT
W	: WORKROOM

ARCHITECTURE

WALLED LAKE CONSOLIDATED SCHOOLS
SARAH BANKS MIDDLE SCHOOL

Drawing File: Q:\Vorys\2022\maryk\12079\12079_crit\12079 Building Plans\Middle Schools\Smith Banks Middle School_1.dwg
Jun 02, 2023 - 1:51pm

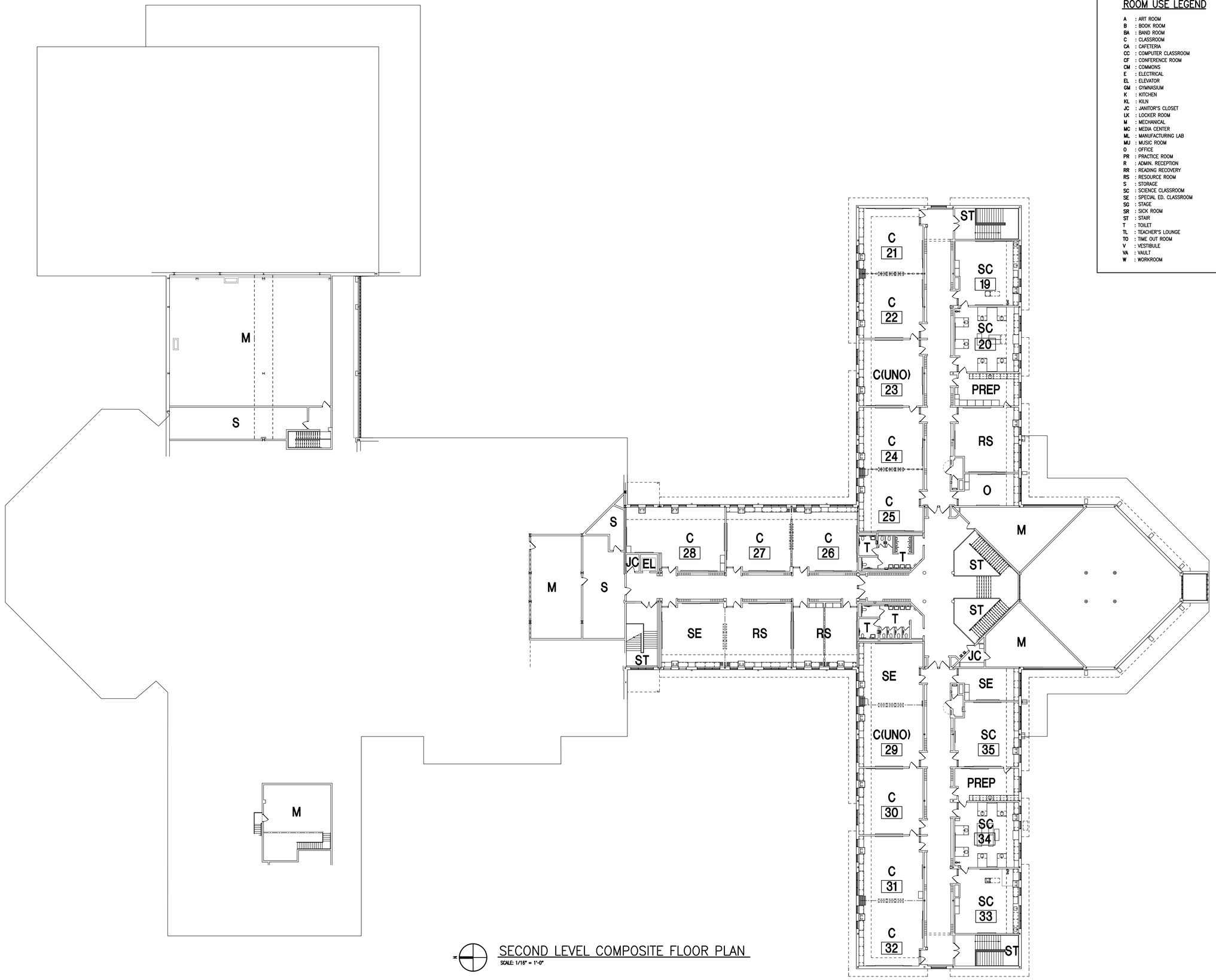

SECOND LEVEL COMPOSITE FLOOR PLAN

SCALE: 1/16" = 1'-0"

ROOM USE LEGEND

A	: ART ROOM
B	: BOOK ROOM
BA	: BAND ROOM
C	: CLASSROOM
CA	: CAFETERIA
CC	: COMPUTER CLASSROOM
CF	: CONFERENCE ROOM
CM	: COMMONS
E	: ELECTRICAL
EL	: ELEVATOR
GM	: GYMNASIUM
K	: KITCHEN
KL	: KILN
JC	: JANITOR'S CLOSET
LK	: LOCKER ROOM
M	: MECHANICAL
MC	: MEDIA CENTER
ML	: MANUFACTURING LAB
MU	: MUSIC ROOM
O	: OFFICE
PR	: PRACTICE ROOM
R	: ADMIN. RECEPTION
RR	: READING RECOVERY
RS	: RESOURCE ROOM
S	: STORAGE
SC	: SCIENCE CLASSROOM
SE	: SPECIAL ED. CLASSROOM
SG	: STAGE
SR	: SICK ROOM
ST	: STAIR
T	: TOILET
TL	: TEACHER'S LOUNGE
TO	: TIME OUT ROOM
V	: VESTIBULE
VA	: VAULT
W	: WORKROOM

ARCHITECTURE

WALLED LAKE CONSOLIDATED SCHOOLS

SARAH BANKS MIDDLE SCHOOL

Project Sheet

Geisler Middle School	Project No.	14

Description of Series 1	Safety and Security upgrades including technology infrastructure, window film, and secure entry. Replace windows, flooring, ceilings, and casework throughout and general classroom renovations. Refinish wood floor. Gym upgrades. Mechanical and electrical upgrades with LED lighting. Provide non-instructional technology including network/server.
Description of Series 2	Provide classroom and support space furniture and equipment.
Description of Series 3	Provide classroom and support space furniture and equipment.
Description of Series 4	
Instructional Technology Description	Provide new computers with monitors, printers, projectors, and other devices for students and teachers for instructional purposes.
Site Work Description	Replace sidewalks. Provide new digital sign and new flag pole. Upgrade loading dock.

Construction Cost Per Square Foot

New Construction Square Ft	0	**Cost per Sq Ft**	$ -
New Addition Square Ft.	0	**Cost per Sq Ft**	#DIV/0!

Statement describing any existing environmental or usability problems the proposed project will address. (ex: asbestos, energy use, or ADA requirements)

Abatement

Estimated Cost of Proposed Construction Project

Column1	Series 1	Series 2	Series 3	Series 4	Total
New Construction	0	0	0	0	**0**
Remodeling	13,676,708	0	0	0	**13,676,708**
Construction Contingency	2,838,907	0	0	0	**2,838,907**
Instructional Technology	647,924	0	0	0	**647,924**
Loose Furnishing /Equipment	1,265,185	2,718,282	1,070,421	0	**5,053,888**
Buses	0	0	0	0	**0**
Site Work	688,585	0	0	0	**688,585**
Site Acquisition	0	0	0	0	**0**
A/E Fees and Costs	1,376,336	0	0	0	**1,376,336**
CM Fees and Costs	619,351	0	0	0	**619,351**
Estimated Costs	**21,112,996**	**2,718,282**	**1,070,421**	**0**	**24,901,699**

Certificate by Registered Architect

I certify that I have assessed the conditions relative to this facility and the details of the proposed project(s) described above and the attached detail relative to the construction project(s) are true and correct to the best of my knowledge and belief.

Signature	12/14/2023 Date	TMP Architecture, Inc. Firm Name and License Number	21298

John J. Castellana, FAIA Printed Name	jcastellana@tmp-architecture.com E-mail Address		248-338-4561 Phone Number

WALLED LAKE COMMUNITY SCHOOL DISTRICT
James Geisler Middle School
FACILITY ASSESSMENT

AUCH

149,543	sf	Existing
0	sf	New construction
149,543	sf	Total

MAY 2024 FINAL

DESCRIPTION	Quan.	Unit	Unit Cost	Trade Cost	SERIES 1	SERIES 2	SERIES 3	SERIES 4
New Construction								
NONE	0	sf	$250.00	0	$0			
New Construction				**$0**	**$0**	**$0**	**$0**	**$0**
Site Work								
Sidewalk Replacement	7,500	sf	$8.00	$60,000	$60,000			
Install new digital sign	1	ls	$60,000.00	$60,000	$60,000			
New Flag Pole	1	ea	$10,000.00	$10,000	$10,000			
Loading Dock	1	ls	$500,000.00	$500,000	$500,000			
Site Work				**$630,000**	**$630,000**	**$0**	**$0**	**$0**
Architectural								
Building Enclosure								
Security measures - Window Film & Secure Entry	1	ls	$150,000.00	$150,000	$150,000			
Replace windows	3,513	sf	$125.00	$439,125	$439,125			
Interior					$0			
Minor Remodeling @ General Area - Floors / Ceiling	63,000	sf	$65.00	$4,095,000	$4,095,000			
Minor Remodeling @ Special Services - Floors / Ceiling	7,200	sf	$65.00	$468,000	$468,000			
Minor Remodeling @ Receiving - Floors / Ceiling / Casework	5,000	sf	$130.00	$650,000	$650,000			
Refinish wood floor	10,500	sf	$3.35	$35,175	$35,175			
Renovation @ Classrooms - Floors / Ceiling / Walls	24,500	sf	$130.00	$3,185,000	$3,185,000			
Renovation @ Gym - Flooring / Wall Padding	14,200	sf	$15.00	$213,000	$213,000			
Abatement	1	ls	$50,000.00	$50,000	$50,000			
Architectural				**$9,285,300**	**$9,285,300**	**$0**	**$0**	**$0**
Mechanical Work								
Upgrade Air Handling Equipment	1	ls	$200,000.00	$200,000	$200,000			
Replace exhaust fans	25	ea	$975.00	$24,375	$24,375			
Mechanical				**$224,375**	**$224,375**	**$0**	**$0**	**$0**
Electrical								
Extend Generator Power to cooler fans	1	ls	$50,000.00	$50,000	$50,000			
Replace Gym lighting with LED	9,500	sf	$13.00	$123,500	$123,500			
Replace interior lighting with LED	50,000	sf	$9.00	$450,000	$450,000			
Technology Infrastructure - Fiber Optics/ PA/ Security/ Cat6 Cable	1	ls	$2,379,911.00	$2,379,911	$2,379,911			
Electrical				**$3,003,411**	**$3,003,411**	**$0**	**$0**	**$0**
Total Cost				**$13,143,086**	**$13,143,086**	**$0**	**$0**	**$0**
General Conditions	8.00%			$1,051,447	$1,051,447	$0	$0	$0
Subtotal				**$14,194,533**	**$14,194,533**	**$0**	**$0**	**$0**
Estimating & Escalation Contingency	15.00%			$2,129,180	$2,129,180	$0	$0	$0
Construction Contingency	5.00%			$709,727	$709,727	$0	$0	$0
Total Direct Costs				**$17,033,439**	**$17,033,439**	**$0**	**$0**	**$0**
Testing	0.50%			$85,167	$85,167	$0	$0	$0
Utility Permits & Fees	0.00%			$0	$0	$0	$0	$0
Subtotal				**$17,118,607**	**$17,118,607**	**$0**	**$0**	**$0**
Permits	0.50%			$85,593	$85,593	$0	$0	$0
Subtotal				**$17,204,200**	**$17,204,200**	**$0**	**$0**	**$0**
A/E Fees & Costs	8.00%			$1,376,336	$1,376,336	$0	$0	$0
CM Fees & Costs	3.60%			$619,351	$619,351	$0	$0	$0
Subtotal				**$19,199,887**	**$19,199,887**	**$0**	**$0**	**$0**
Instructional Technology				$647,924	$647,924	$0	$0	$0
Non Instructional Technology				$1,265,185	$1,265,185	$0	$0	$0
Furnishings				$2,936,430	$0	$1,968,282.45	$968,148	$0
Equipment				$102,273	$0	$0	$102,273	$0
Equipment- District STREAM Equipment				$750,000	$0	$750,000	$0	$0
Buses				$0	$0	$0	$0	$0
TOTAL COSTS				**$24,901,699**	**$21,112,996**	**$2,718,282**	**$1,070,421**	**$0**

WALLED LAKE COMMUNITY SCHOOL DISTRICT
James Geisler Middle School
FACILITY ASSESSMENT

New Construction	0	SF	$0.00	$0.00	TOTAL COST
Remodeling				$13,676,707.90	
Construction Contingency				$2,838,906.58	
Instructional Technology				$647,924.00	
Loose Furnishing/Equipment				$5,053,888.18	
Buses				$0.00	
Site Work				$688,585.21	
Site Acquisition				$0.00	
Architectural Fees and Costs				$1,376,335.97	
CM Fees and Costs				$619,351.19	
TOTAL COSTS				**$24,901,699**	

New Construction	0	SF	$0.00	$0.00	SERIES 1
Remodeling				$13,676,707.90	
Construction Contingency				$2,838,906.58	
Instructional Technology				$647,924.00	
Loose Furnishing/Equipment				$1,265,185.00	
Buses				$0.00	
Site Work				$688,585.21	
Site Acquisition				$0.00	
Architectural Fees and Costs				$1,376,335.97	
CM Fees and Costs				$619,351.19	
TOTAL COSTS				**$21,112,996**	

New Construction	0	SF	$0.00	$0.00	SERIES 2
Remodeling				$0.00	
Construction Contingency				$0.00	
Instructional Technology				$0.00	
Loose Furnishing/Equipment				$2,718,282.45	
Buses				$0.00	
Site Work				$0.00	
Site Acquisition				$0.00	
Architectural Fees and Costs				$0.00	
CM Fees and Costs				$0.00	
TOTAL COSTS				**$2,718,282**	

New Construction	0	SF	$0.00	$0.00	SERIES 3
Remodeling				$0.00	
Construction Contingency				$0.00	
Instructional Technology				$0.00	
Loose Furnishing/Equipment				$1,070,420.73	
Buses				$0.00	
Site Work				$0.00	
Site Acquisition				$0.00	
Architectural Fees and Costs				$0.00	
CM Fees and Costs				$0.00	
TOTAL COSTS				**$1,070,421**	

New Construction	0	SF	$0.00	$0.00	SERIES 4
Remodeling				$0.00	
Construction Contingency				$0.00	
Instructional Technology				$0.00	
Loose Furnishing/Equipment				$0.00	
Buses				$0.00	
Site Work				$0.00	
Site Acquisition				$0.00	
Architectural Fees and Costs				$0.00	
CM Fees and Costs				$0.00	
TOTAL COSTS				**$0**	

Building Utilization

School Building Name

Geisler Middle School **Project No. 14**

Current Grade Structure 6-8
Proposed Grade Structure 6-8

1. List the number of teaching stations in appropriate column.
2. Calculate total capacity using the applicable capacity factor.
3. Enter five (5) year projected enrollment.
4. Calculate building utilization rate.
5. Attach floor plan of the building. Show the rooms and category (existing, proposed new, closed).
6. Number the teaching stations in consecutive order.

Existing	List # of Teaching Stations	Capacity Factor	Capacity
(K-2) Lower Elementary		20	0
(3-5) Upper Elementary		25	0
(6-8) Junior High	33	22.5	743
(9-12) High School		21.25	0
Subtotal	**33**		**743**

Proposed New	List # of Teaching Stations	Capacity Factor	Capacity
(K-2) Lower Elementary		20	0
(3-5) Upper Elementary		25	0
(6-8) Junior High		22.5	0
(9-12) High School		21.25	0
Subtotal	**0**		**0**
Total	**33**		**743**

Facility to be Closed	List # of Teaching Stations	Capacity Factor	Capacity
(K-2) Lower Elementary		20	0
(3-5) Upper Elementary		25	0
(6-8) Junior High		22.5	0
(9-12) High School		21.25	0
Total	**0**		**0**

Projected 5-Year Enrollment **678**

Utilization Percentage **91.3%**
(Projected 5-Year Enrollment / Total Capacity)

Please transfer applicable information to the Utilization Summary on Page 6 of the application.

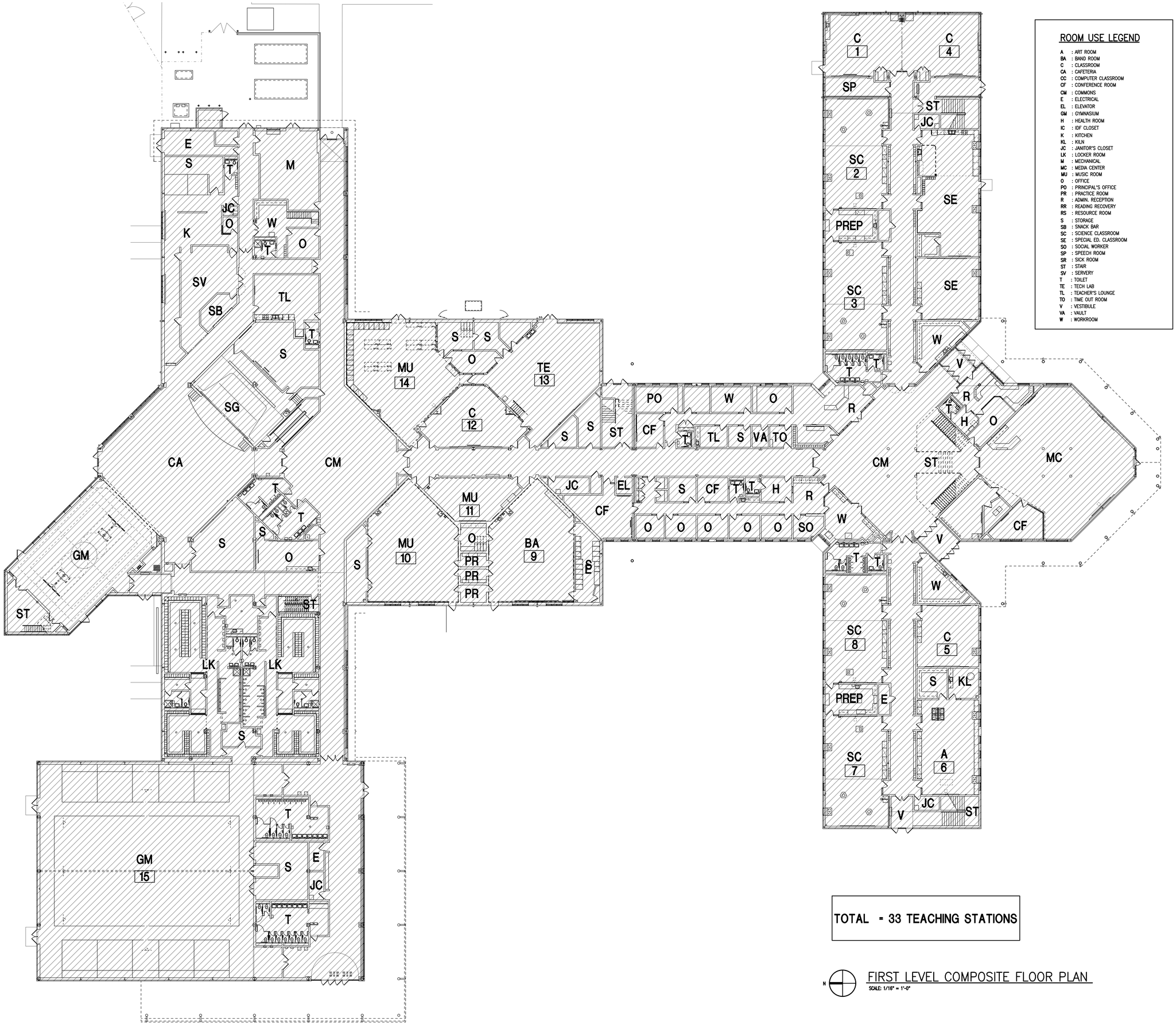

ROOM USE LEGEND

A	: ART ROOM
BA	: BAND ROOM
C	: CLASSROOM
CA	: CAFETERIA
CC	: COMPUTER CLASSROOM
CF	: CONFERENCE ROOM
CM	: COMMONS
E	: ELECTRICAL
EL	: ELEVATOR
GM	: GYMNASIUM
H	: HEALTH ROOM
IC	: IDF CLOSET
K	: KITCHEN
KL	: KILN
JC	: JANITOR'S CLOSET
LK	: LOCKER ROOM
M	: MECHANICAL
MC	: MEDIA CENTER
MU	: MUSIC ROOM
O	: OFFICE
PO	: PRINCIPAL'S OFFICE
PR	: PRACTICE ROOM
R	: ADMIN. RECEPTION
RR	: READING RECOVERY
RS	: RESOURCE ROOM
S	: STORAGE
SB	: SNACK BAR
SC	: SCIENCE CLASSROOM
SE	: SPECIAL ED. CLASSROOM
SO	: SOCIAL WORKER
SP	: SPEECH ROOM
SR	: SICK ROOM
ST	: STAIR
SV	: SERVERY
T	: TOILET
TE	: TECH LAB
TL	: TEACHER'S LOUNGE
TO	: TIME OUT ROOM
V	: VESTIBULE
VA	: VAULT
W	: WORKROOM

TOTAL = 33 TEACHING STATIONS

N

FIRST LEVEL COMPOSITE FLOOR PLAN

SCALE: 1/16" = 1'-0"

ARCHITECTURE

WALLED LAKE CONSOLIDATED SCHOOLS
JAMES R. GEISLER MIDDLE SCHOOL

Drawing File: Q:\Jobs\12022\Revit\2021\12079_Jul12079 Building Plans\Middle Schools\Geisler Middle School_L1.rvt
Jun 02, 2023 - 1:44pm

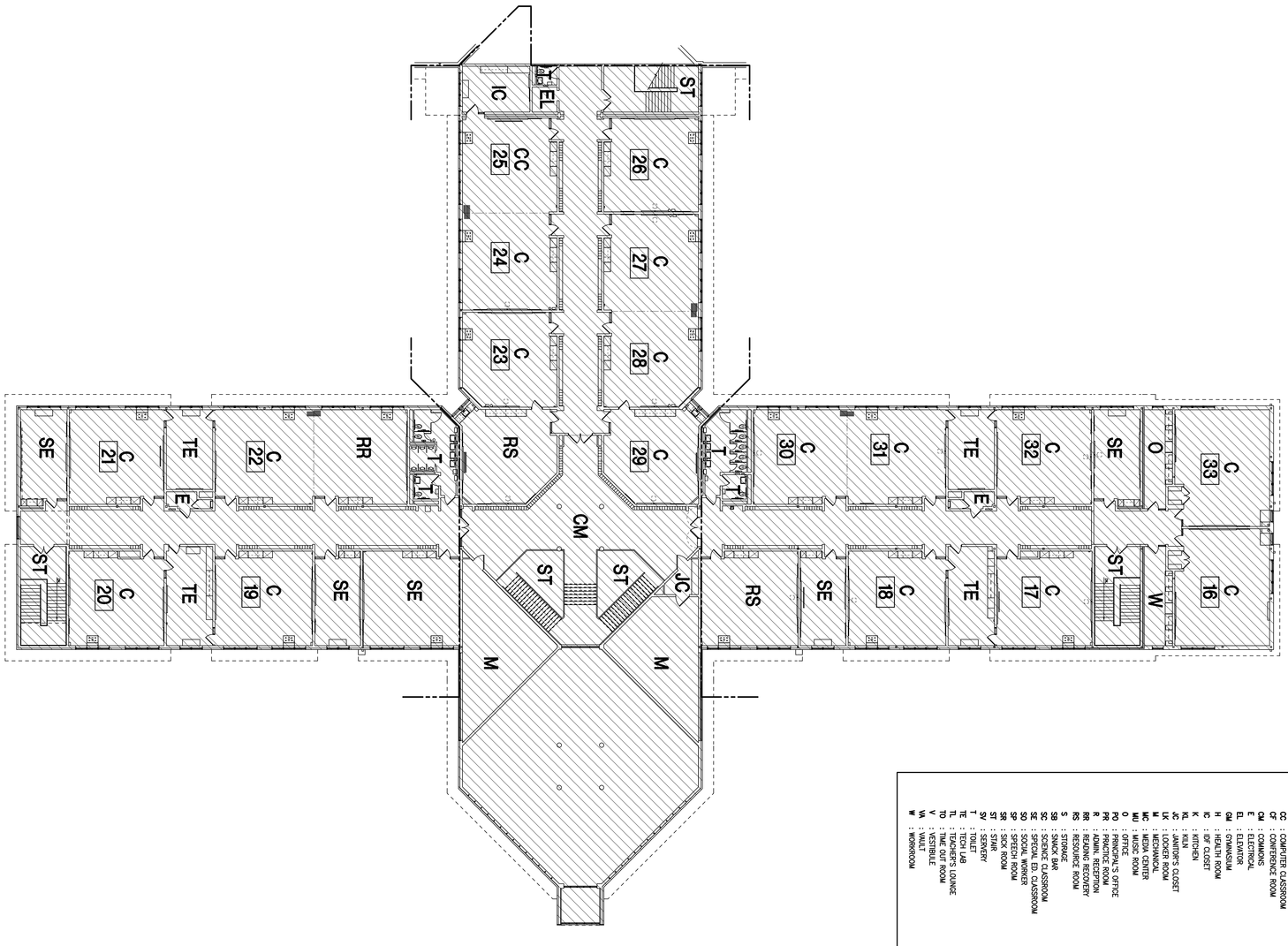

SECOND LEVEL COMPOSITE FLOOR PLAN
SCALE: 1/16" = 1'-0"

ROOM USE LEGEND

A	: ART ROOM
BA	: BAND ROOM
C	: CLASSROOM
CA	: CAFETERIA
CC	: COMPUTER CLASSROOM
CF	: CONFERENCE ROOM
CM	: COMMONS
E	: ELECTRICAL
EL	: ELEVATOR
GM	: GYMNASIUM
H	: HEALTH ROOM
IC	: IDF CLOSET
K	: KITCHEN
KL	: KILN
JC	: JANITOR'S CLOSET
LK	: LOCKER ROOM
M	: MECHANICAL
MC	: MEDIA CENTER
MU	: MUSIC ROOM
O	: OFFICE
PO	: PRINCIPAL'S OFFICE
PR	: PRACTICE ROOM
R	: ADMIN. RECEPTION
RR	: READING RECOVERY
RS	: RESOURCE ROOM
S	: STORAGE
SB	: SNACK BAR
SC	: SCIENCE CLASSROOM
SE	: SPECIAL ED. CLASSROOM
SO	: SOCIAL WORKER
SP	: SPEECH ROOM
SR	: SICK ROOM
ST	: STAIR
SV	: SERVERY
T	: TOILET
TE	: TECH LAB
TL	: TEACHER'S LOUNGE
TO	: TIME OUT ROOM
V	: VESTIBULE
VA	: VAULT
W	: WORKROOM

WALLED LAKE CONSOLIDATED SCHOOLS

JAMES L. GEISLER MIDDLE SCHOOL

TMP ARCHITECTURE

Project Sheet

C.H. Smart Middle School	Project No.	15

Description of Series 1	
Description of Series 2	
Description of Series 3	
Description of Series 4	Safety and security upgrades including technology infrastructure, window film, and secure entry. Exterior door replacement at courtyards. Boiler replacement; electrical technology infrastructure. Non-instructional technology including network/server, and office, support space, classroom, and common space furniture and equipment upgrades.
Instructional Technology Description	Provide new computers with monitors, printers, projectors, and other devices for students and teachers for instructional purposes.
Site Work Description	Provide new digital sign and new flag pole. Provide turf at courtyard.

Construction Cost Per Square Foot

New Construction Square Ft	0	**Cost per Sq Ft**	$ -
New Addition Square Ft.	0	**Cost per Sq Ft**	#DIV/0!

Statement describing any existing environmental or usability problems the proposed project will address. (ex: asbestos, energy use, or ADA requirements)

Abatement

Estimated Cost of Proposed Construction Project

Column1	Series 1	Series 2	Series 3	Series 4	Total
New Construction	0	0	0	0	**0**
Remodeling	0	0	0	1,198,762	**1,198,762**
Construction Contingency	0	0	0	360,023	**360,023**
Instructional Technology	0	0		692,664	**692,664**
Loose Furnishing /Equipment	0	0	0	758,104	**758,104**
Buses	0	0		0	**0**
Site Work	0	0	0	623,006	**623,006**
Site Acquisition	0	0	0	0	**0**
A/E Fees and Costs	0	0	0	174,543	**174,543**
CM Fees and Costs	0	0	0	78,544	**78,544**
Estimated Costs	**0**	**0**	**0**	**3,885,646**	**3,885,646**

Certificate by Registered Architect

I certify that I have assessed the conditions relative to this facility and the details of the proposed project(s) described above and the attached detail relative to the construction project(s) are true and correct to the best of my knowledge and belief.

Signature	12/14/2023 Date	TMP Architecture, Inc. Firm Name and License Number	21298
John J. Castellana, FAIA Printed Name	jcastellana@tmp-architecture.com E-mail Address		248-338-4561 Phone Number

WALLED LAKE COMMUNITY SCHOOL DISTRICT
Clifford Smart Middle School
FACILITY ASSESSMENT

AUCH

MAY 2024 FINAL

136,311	sf	Existing
0	sf	New construction
136,311	sf	Total

DESCRIPTION	Quan.	Unit	Unit Cost	Trade Cost	SERIES 1	SERIES 2	SERIES 3	SERIES 4
New Construction								
NONE	0	sf	$0.00	0				$0
New Construction				**$0**	**$0**	**$0**	**$0**	**$0**
Site Work								
Install new digital sign	1	ls	$60,000.00	$60,000				$60,000
New Flag Pole	1	ls	$10,000.00	$10,000				$10,000
Turf at Courtyard	20,000	sf	$25.00	$500,000				$500,000
a	0	ls	$0.00	$0				$0
a	0	ls	$0.00	$0				$0
Site Work				**$570,000**	**$0**	**$0**	**$0**	**$570,000**
Architectural								
Building Enclosure								
Security measures - Window Film & Secure Entry	1	ls	$200,000.00	$200,000				$200,000
Replace Exterior Doors at Courtyards	5	sf	$3,500.00	$17,500				$17,500
a	0	sf	$0.00	$0				$0
Interior								$0
a	0	sf	$0.00	$0				$0
Abatement	1	ls	$50,000.00	$50,000				$50,000
Architectural				**$267,500**	**$0**	**$0**	**$0**	**$267,500**
Mechanical Work								
Boiler Room Replacement	1	ls	$170,500.00	$170,500				$170,500
	0	sf	$0.00	$0				$0
Mechanical				**$170,500**	**$0**	**$0**	**$0**	**$170,500**
Electrical								
Electrical Technology Infrastructure - Fiber Optics/ PA/ Security/ Cat6 Cable	1	ls	$658,771.00	$658,771				$658,771
a	0	sf	$0.00	$0				$0
Electrical				**$658,771**	**$0**	**$0**	**$0**	**$658,771**
Total Cost				**$1,666,771**	**$0**	**$0**	**$0**	**$1,666,771**
General Conditions	8.00%			$133,342	$0	$0	$0	$133,342
Subtotal				**$1,800,113**	**$0**	**$0**	**$0**	**$1,800,113**
Estimating & Escalation Contingency	15.00%			$270,017	$0	$0	$0	$270,017
Construction Contingency	5.00%			$90,006	$0	$0	$0	$90,006
Total Direct Costs				**$2,160,135**	**$0**	**$0**	**$0**	**$2,160,135**
Testing	0.50%			$10,801	$0	$0	$0	$10,801
Utility Permits & Fees	0.00%			$0	$0	$0	$0	$0
Subtotal				**$2,170,936**	**$0**	**$0**	**$0**	**$2,170,936**
Permits	0.50%			$10,855	$0	$0	$0	$10,855
Subtotal				**$2,181,791**	**$0**	**$0**	**$0**	**$2,181,791**
A/E Fees & Costs	8.00%			$174,543	$0	$0	$0	$174,543
CM Fees & Costs	3.60%			$78,544	$0	$0	$0	$78,544
Subtotal				**$2,434,878**	**$0**	**$0**	**$0**	**$2,434,878**
Instructional Technology				$692,664	$0	$0		$692,664
Non Instructional Technology				$471,766	$0	$0		$471,766
Furnishings				$184,065	$0	$0		$184,065
Equipment				$102,273	$0	$0		$102,273
Buses				$0	$0	$0		$0
TOTAL COSTS				**$3,885,646**	**$0**	**$0**	**$0**	**$3,885,646**

WALLED LAKE COMMUNITY SCHOOL DISTRICT
Clifford Smart Middle School
FACILITY ASSESSMENT

New Construction	0	SF	$0.00	$0.00	TOTAL COST
Remodeling				$1,198,762.37	
Construction Contingency				$360,022.54	
Instructional Technology				$692,664.00	
Loose Furnishing/Equipment				$758,103.73	
Buses				$0.00	
Site Work				$623,005.67	
Site Acquisition				$0.00	
Architectural Fees and Costs				$174,543.25	
CM Fees and Costs				$78,544.46	
TOTAL COSTS				**$3,885,646**	

New Construction	0	SF	$0.00	$0.00	SERIES 1
Remodeling				$0.00	
Construction Contingency				$0.00	
Instructional Technology				$0.00	
Loose Furnishing/Equipment				$0.00	
Buses				$0.00	
Site Work				$0.00	
Site Acquisition				$0.00	
Architectural Fees and Costs				$0.00	
CM Fees and Costs				$0.00	
TOTAL COSTS				**$0**	

New Construction	0	SF	$0.00	$0.00	SERIES 2
Remodeling				$0.00	
Construction Contingency				$0.00	
Instructional Technology				$0.00	
Loose Furnishing/Equipment				$0.00	
Buses				$0.00	
Site Work				$0.00	
Site Acquisition				$0.00	
Architectural Fees and Costs				$0.00	
CM Fees and Costs				$0.00	
TOTAL COSTS				**$0**	

New Construction	0	SF	$0.00	$0.00	SERIES 3
Remodeling				$0.00	
Construction Contingency				$0.00	
Instructional Technology					
Loose Furnishing/Equipment				$0.00	
Buses					
Site Work				$0.00	
Site Acquisition				$0.00	
Architectural Fees and Costs				$0.00	
CM Fees and Costs				$0.00	
TOTAL COSTS				**$0**	

New Construction	0	SF		$0.00	SERIES 4
Remodeling				$1,198,762.37	
Construction Contingency				$360,022.54	
Instructional Technology				$692,664.00	
Loose Furnishing/Equipment				$758,103.73	
Buses				$0.00	
Site Work				$623,005.67	
Site Acquisition				$0.00	
Architectural Fees and Costs				$174,543.25	
CM Fees and Costs				$78,544.46	
TOTAL COSTS				**$3,885,646**	

Building Utilization

School Building Name

C.H. Smart Middle School **Project No. 15**

Current Grade Structure 6-8
Proposed Grade Structure 6-8

1. List the number of teaching stations in appropriate column.
2. Calculate total capacity using the applicable capacity factor.
3. Enter five (5) year projected enrollment.
4. Calculate building utilization rate.
5. Attach floor plan of the building. Show the rooms and category (existing, proposed new, closed).
6. Number the teaching stations in consecutive order.

Existing	List # of Teaching Stations	Capacity Factor	Capacity
(K-2) Lower Elementary		20	0
(3-5) Upper Elementary		25	0
(6-8) Junior High	43	22.5	968
(9-12) High School		21.25	0
Subtotal	**43**		**968**

Proposed New	List # of Teaching Stations	Capacity Factor	Capacity
(K-2) Lower Elementary		20	0
(3-5) Upper Elementary		25	0
(6-8) Junior High		22.5	0
(9-12) High School		21.25	0
Subtotal	**0**		**0**
Total	**43**		**968**

Facility to be Closed	List # of Teaching Stations	Capacity Factor	Capacity
(K-2) Lower Elementary		20	0
(3-5) Upper Elementary		25	0
(6-8) Junior High		22.5	0
(9-12) High School		21.25	0
Total	**0**		**0**

Projected 5-Year Enrollment **782**

Utilization Percentage **80.8%**
(Projected 5-Year Enrollment / Total Capacity)

Please transfer applicable information to the Utilization Summary on Page 6 of the application.

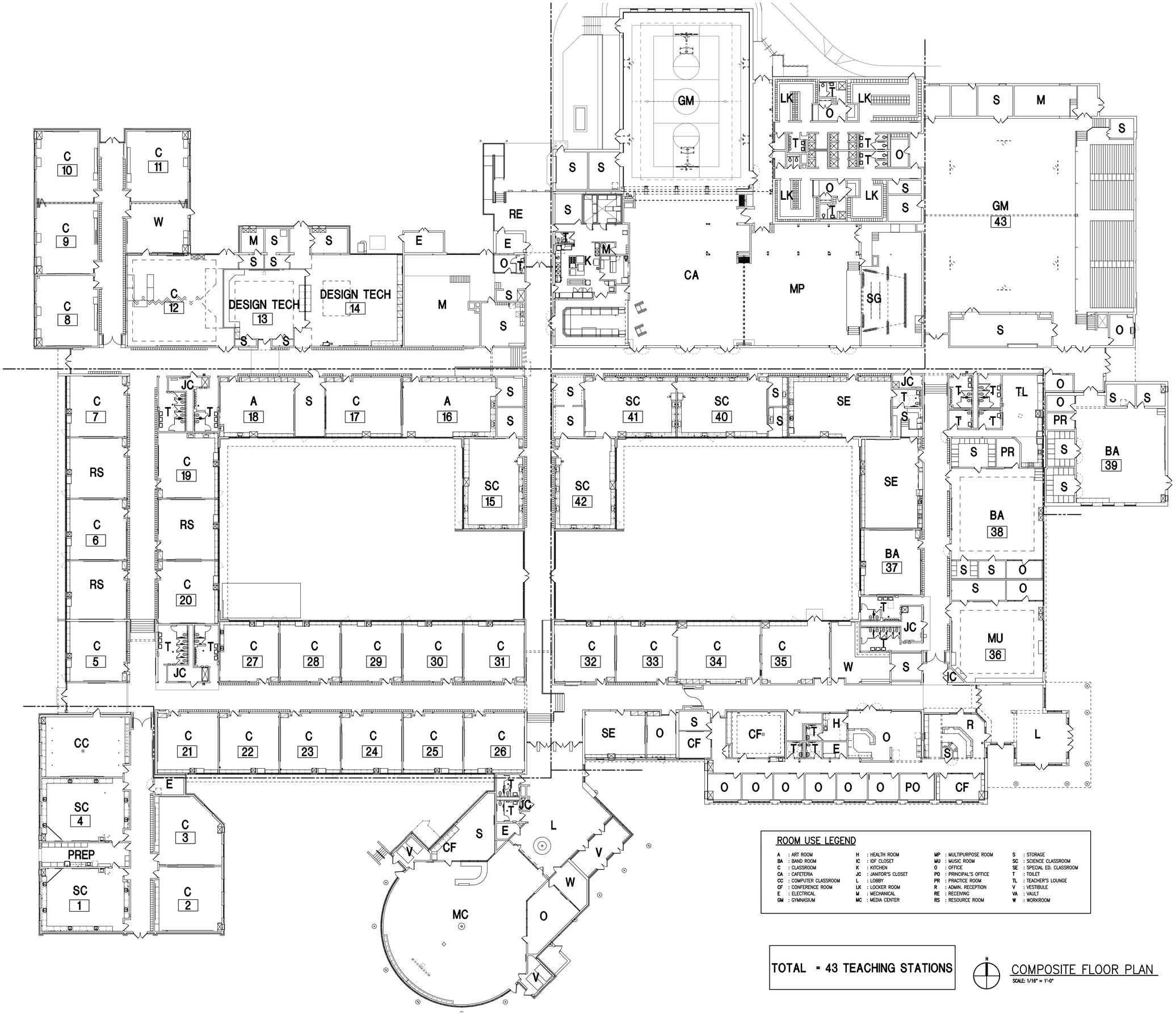

ROOM USE LEGEND

A	: ART ROOM	H	: HEALTH ROOM	MP	: MULTIPURPOSE ROOM	S	: STORAGE
BA	: BAND ROOM	IC	: IDF CLOSET	MU	: MUSIC ROOM	SC	: SCIENCE CLASSROOM
C	: CLASSROOM	K	: KITCHEN	O	: OFFICE	SE	: SPECIAL ED. CLASSROOM
CA	: CAFETERIA	JC	: JANITOR'S CLOSET	PO	: PRINCIPAL'S OFFICE	T	: TOILET
CC	: COMPUTER CLASSROOM	L	: LOBBY	PR	: PRACTICE ROOM	TL	: TEACHER'S LOUNGE
CF	: CONFERENCE ROOM	LK	: LOCKER ROOM	R	: ADMIN. RECEPTION	V	: VESTIBULE
E	: ELECTRICAL	M	: MECHANICAL	RE	: RECEIVING	VA	: VAULT
GM	: GYMNASIUM	MC	: MEDIA CENTER	RS	: RESOURCE ROOM	W	: WORKROOM

TOTAL = 43 TEACHING STATIONS

N

COMPOSITE FLOOR PLAN

SCALE: 1/16" = 1'-0"

WALLED LAKE CONSOLIDATED SCHOOLS

CLIFFORD H. SMART MIDDLE SCHOOL

ARCHITECTURE

Project Sheet

Walnut Creek Middle School	Project No.	16

Description of Series 1	
Description of Series 2	
Description of Series 3	
Description of Series 4	Safety and Security Upgrades including technology infrastructure, window film, and secure entry; roof replacement; interior remodeling such as, science classroom upgrades including flooring, ceiling, and casework, and stage upgrades including flooring, curtain, and lighting. Provide non-instructional technology including network/server, and office, classroom, and common area furniture and equipment.
Instructional Technology Description	Provide new computers with monitors, printers, projectors, and other devices for students and teachers for instructional purposes.
Site Work Description	Provide new digital sign and new flag pole.

Construction Cost Per Square Foot

New Construction Square Ft	0	**Cost per Sq Ft**	$ -
New Addition Square Ft.	0	**Cost per Sq Ft**	#DIV/0!

Statement describing any existing environmental or usability problems the proposed project will address. (ex: asbestos, energy use, or ADA requirements)

Abatement

Estimated Cost of Proposed Construction Project

Column1	Series 1	Series 2	Series 3	Series 4	Total
New Construction	0	0	0	0	**0**
Remodeling	0	0	0	2,828,462	**2,828,462**
Construction Contingency	0	0	0	574,088	**574,088**
Instructional Technology	0	0	0	542,163	**542,163**
Loose Furnishing /Equipment	0	0	0	928,330	**928,330**
Buses	0	0	0	0	**0**
Site Work	0	0	0	76,509	**76,509**
Site Acquisition	0	0	0	0	**0**
A/E Fees and Costs	0	0	0	278,325	**278,325**
CM Fees and Costs	0	0	0	125,246	**125,246**
Estimated Costs	**0**	**0**	**0**	**5,353,123**	**5,353,123**

Certificate by Registered Architect

I certify that I have assessed the conditions relative to this facility and the details of the proposed project(s) described above and the attached detail relative to the construction project(s) are true and correct to the best of my knowledge and belief.

Signature	12/14/2023 Date	TMP Architecture, Inc. Firm Name and License Number	21298

John J. Castellana, FAIA Printed Name	jcastellana@tmp-architecture.com E-mail Address		248-338-4561 Phone Number

WALLED LAKE COMMUNITY SCHOOL DISTRICT
Walnut Creek Middle School
FACILITY ASSESSMENT

AUCH

144,000	sf	Existing
0	sf	New construction
144,000	sf	Total

MAY 2024 FINAL

DESCRIPTION	Quan.	Unit	Unit Cost	Trade Cost	SERIES 1	SERIES 2	SERIES 3	SERIES 4
New Construction								
NONE	0	sf	$0.00	0				$0
New Construction				**$0**	**$0**	**$0**	**$0**	**$0**
Site Work								
Install new digital sign	1	ls	$60,000.00	$60,000				$60,000
New Flag Pole	1	ls	$10,000.00	$10,000				$10,000
a	0	ls	$0.00	$0				$0
	0	ls	$0.00	$0				$0
Site Work				**$70,000**	**$0**	**$0**	**$0**	**$70,000**
Architectural								
Building Enclosure								
Security measures - Window Film & Secure Entry	1	ls	$150,000.00	$150,000				$150,000
Replace Shingle Roof	120,000	sf	$10.00	$1,200,000				$1,200,000
Interior								$0
Major Remodeling Science Classrooms - Flooring / Ceilings / Casework	1	ls	$400,000.00	$400,000				$400,000
Stage Upgrades - Flooring / Curtain / Lighting	1	sf	$125,000.00	$125,000				$125,000
a	0	sf	$0.00	$0				$0
Abatement	1	ls	$50,000.00	$50,000				$50,000
Architectural				**$1,925,000**	**$0**	**$0**	**$0**	**$1,925,000**
Mechanical Work								
a	0	sf	$0.00	$0				$0
Mechanical				**$0**	**$0**	**$0**	**$0**	**$0**
Electrical								
Technology Infrastructure - Fiber Optics/ PA/ Security/ Cat6 Cable	1	ls	$662,815.00	$662,815				$662,815
a	0	sf	$0.00	$0				$0
Electrical				**$662,815**	**$0**	**$0**	**$0**	**$662,815**
Total Cost				**$2,657,815**	**$0**	**$0**	**$0**	**$2,657,815**
General Conditions	8.00%			$212,625	$0	$0	$0	$212,625
Subtotal				**$2,870,440**	**$0**	**$0**	**$0**	**$2,870,440**
Estimating & Escalation Contingency	15.00%			$430,566	$0	$0	$0	$430,566
Construction Contingency	5.00%			$143,522	$0	$0	$0	$143,522
Total Direct Costs				**$3,444,528**	**$0**	**$0**	**$0**	**$3,444,528**
Testing	0.50%			$17,223	$0	$0	$0	$17,223
Utility Permits & Fees	0.00%			$0	$0	$0	$0	$0
Subtotal				**$3,461,751**	**$0**	**$0**	**$0**	**$3,461,751**
Permits	0.50%			$17,309	$0	$0	$0	$17,309
Subtotal				**$3,479,060**	**$0**	**$0**	**$0**	**$3,479,060**
A/E Fees & Costs	8.00%			$278,325	$0	$0	$0	$278,325
CM Fees & Costs	3.60%			$125,246	$0	$0	$0	$125,246
Subtotal				**$3,882,631**	**$0**	**$0**	**$0**	**$3,882,631**
Instructional Technology				$542,163	$0	$0		$542,163
Non Instructional Technology				$511,372	$0	$0		$511,372
Furnishings				$314,685	$0	$0		$314,685
Equipment				$102,273	$0	$0		$102,273
Buses				$0	$0	$0		$0
TOTAL COSTS				**$5,353,123**	**$0**	**$0**	**$0**	**$5,353,123**

WALLED LAKE COMMUNITY SCHOOL DISTRICT
Walnut Creek Middle School
FACILITY ASSESSMENT

New Construction		0	SF	$0.00	$0.00	TOTAL COST
Remodeling					$2,828,462.13	
Construction Contingency					$574,088.04	
Instructional Technology					$542,163.00	
Loose Furnishing/Equipment					$928,329.73	
Buses					$0.00	
Site Work					$76,509.47	
Site Acquisition					$0.00	
Architectural Fees and Costs					$278,324.77	
CM Fees and Costs					$125,246.15	
	TOTAL COSTS				**$5,353,123**	

New Construction		0	SF	$0.00	$0.00	SERIES 1
Remodeling					$0.00	
Construction Contingency					$0.00	
Instructional Technology					$0.00	
Loose Furnishing/Equipment					$0.00	
Buses					$0.00	
Site Work					$0.00	
Site Acquisition					$0.00	
Architectural Fees and Costs					$0.00	
CM Fees and Costs					$0.00	
	TOTAL COSTS				**$0**	

New Construction		0	SF	$0.00	$0.00	SERIES 2
Remodeling					$0.00	
Construction Contingency					$0.00	
Instructional Technology					$0.00	
Loose Furnishing/Equipment					$0.00	
Buses					$0.00	
Site Work					$0.00	
Site Acquisition					$0.00	
Architectural Fees and Costs					$0.00	
CM Fees and Costs					$0.00	
	TOTAL COSTS				**$0**	

New Construction		0	SF	$0.00	$0.00	SERIES 3
Remodeling					$0.00	
Construction Contingency					$0.00	
Instructional Technology						
Loose Furnishing/Equipment					$0.00	
Buses						
Site Work					$0.00	
Site Acquisition					$0.00	
Architectural Fees and Costs					$0.00	
CM Fees and Costs					$0.00	
	TOTAL COSTS				**$0**	

New Construction		0	SF	#DIV/0!	$0.00	SERIES 4
Remodeling					$2,828,462.13	
Construction Contingency					$574,088.04	
Instructional Technology					$542,163.00	
Loose Furnishing/Equipment					$928,329.73	
Buses					$0.00	
Site Work					$76,509.47	
Site Acquisition					$0.00	
Architectural Fees and Costs					$278,324.77	
CM Fees and Costs					$125,246.15	
	TOTAL COSTS				**$5,353,123**	

Building Utilization

School Building Name

Walnut Creek Middle School **Project No.** **16**

Current Grade Structure 6-8
Proposed Grade Structure 6-8

1. List the number of teaching stations in appropriate column.
2. Calculate total capacity using the applicable capacity factor.
3. Enter five (5) year projected enrollment.
4. Calculate building utilization rate.
5. Attach floor plan of the building. Show the rooms and category (existing, proposed new, closed).
6. Number the teaching stations in consecutive order.

Existing	List # of Teaching Stations	Capacity Factor	Capacity
(K-2) Lower Elementary		20	0
(3-5) Upper Elementary		25	0
(6-8) Junior High	35	22.5	788
(9-12) High School		21.25	0
Subtotal	**35**		**788**

Proposed New	List # of Teaching Stations	Capacity Factor	Capacity
(K-2) Lower Elementary		20	0
(3-5) Upper Elementary		25	0
(6-8) Junior High		22.5	0
(9-12) High School		21.25	0
Subtotal	**0**		**0**
Total	**35**		**788**

Facility to be Closed	List # of Teaching Stations	Capacity Factor	Capacity
(K-2) Lower Elementary		20	0
(3-5) Upper Elementary		25	0
(6-8) Junior High		22.5	0
(9-12) High School		21.25	0
Total	**0**		**0**

Projected 5-Year Enrollment **634**

Utilization Percentage **80.5%**
(Projected 5-Year Enrollment / Total Capacity)

Please transfer applicable information to the Utilization Summary on Page 6 of the application.

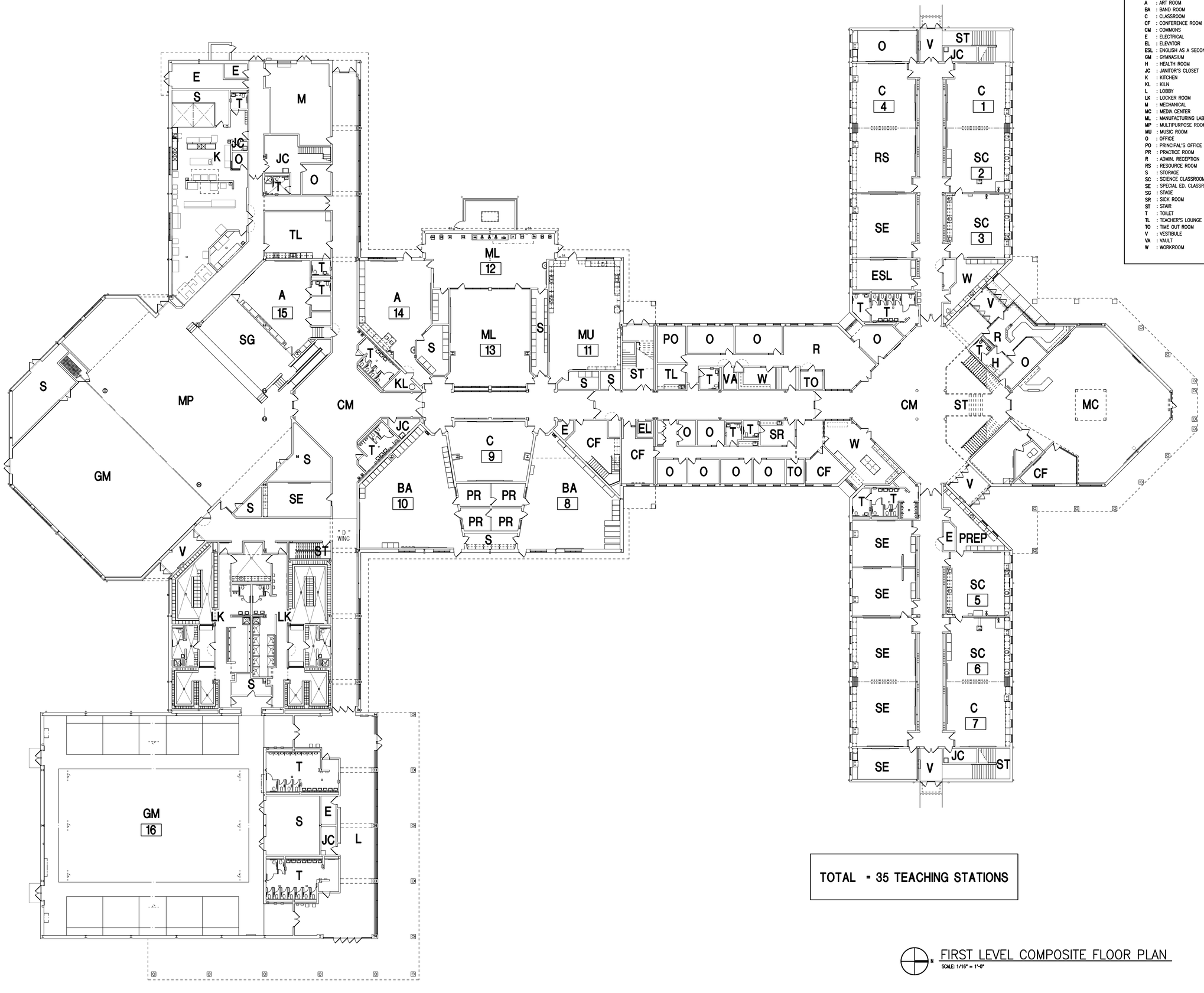

ROOM USE LEGEND

A	: ART ROOM
BA	: BAND ROOM
C	: CLASSROOM
CF	: CONFERENCE ROOM
CM	: COMMONS
E	: ELECTRICAL
EL	: ELEVATOR
ESL	: ENGLISH AS A SECOND LANGUAGE CLASSROOM
GM	: GYMNASIUM
H	: HEALTH ROOM
JC	: JANITOR'S CLOSET
K	: KITCHEN
KL	: KILN
L	: LOBBY
LK	: LOCKER ROOM
M	: MECHANICAL
MC	: MEDIA CENTER
ML	: MANUFACTURING LAB
MP	: MULTIPURPOSE ROOM
MU	: MUSIC ROOM
O	: OFFICE
PO	: PRINCIPAL'S OFFICE
PR	: PRACTICE ROOM
R	: ADMIN. RECEPTION
RS	: RESOURCE ROOM
S	: STORAGE
SC	: SCIENCE CLASSROOM
SE	: SPECIAL ED. CLASSROOM
SG	: STAGE
SR	: SICK ROOM
ST	: STAIR
T	: TOILET
TL	: TEACHER'S LOUNGE
TO	: TIME OUT ROOM
V	: VESTIBULE
VA	: VAULT
W	: WORKROOM

TOTAL = 35 TEACHING STATIONS

FIRST LEVEL COMPOSITE FLOOR PLAN

SCALE: 1/16" = 1'-0"

WALLED LAKE CONSOLIDATED SCHOOLS

WALNUT CREEK MIDDLE SCHOOL

ARCHITECTURE

ROOM USE LEGEND

A	: ART ROOM
BA	: BAND ROOM
C	: CLASSROOM
CF	: CONFERENCE ROOM
CM	: COMMONS
E	: ELECTRICAL
EL	: ELEVATOR
ESL	: ENGLISH AS A SECOND LANGUAGE CLASSROOM
GM	: GYMNASIUM
H	: HEALTH ROOM
JC	: JANITOR'S CLOSET
K	: KITCHEN
KL	: KILN
L	: LOBBY
LK	: LOCKER ROOM
M	: MECHANICAL
MC	: MEDIA CENTER
ML	: MANUFACTURING LAB
MP	: MULTIPURPOSE ROOM
MU	: MUSIC ROOM
O	: OFFICE
PO	: PRINCIPAL'S OFFICE
PR	: PRACTICE ROOM
R	: ADMIN. RECEPTION
RS	: RESOURCE ROOM
S	: STORAGE
SC	: SCIENCE CLASSROOM
SE	: SPECIAL ED. CLASSROOM
SG	: STAGE
SR	: SICK ROOM
ST	: STAIR
T	: TOILET
TL	: TEACHER'S LOUNGE
TO	: TIME OUT ROOM
V	: VESTIBULE
VA	: VAULT
W	: WORKROOM

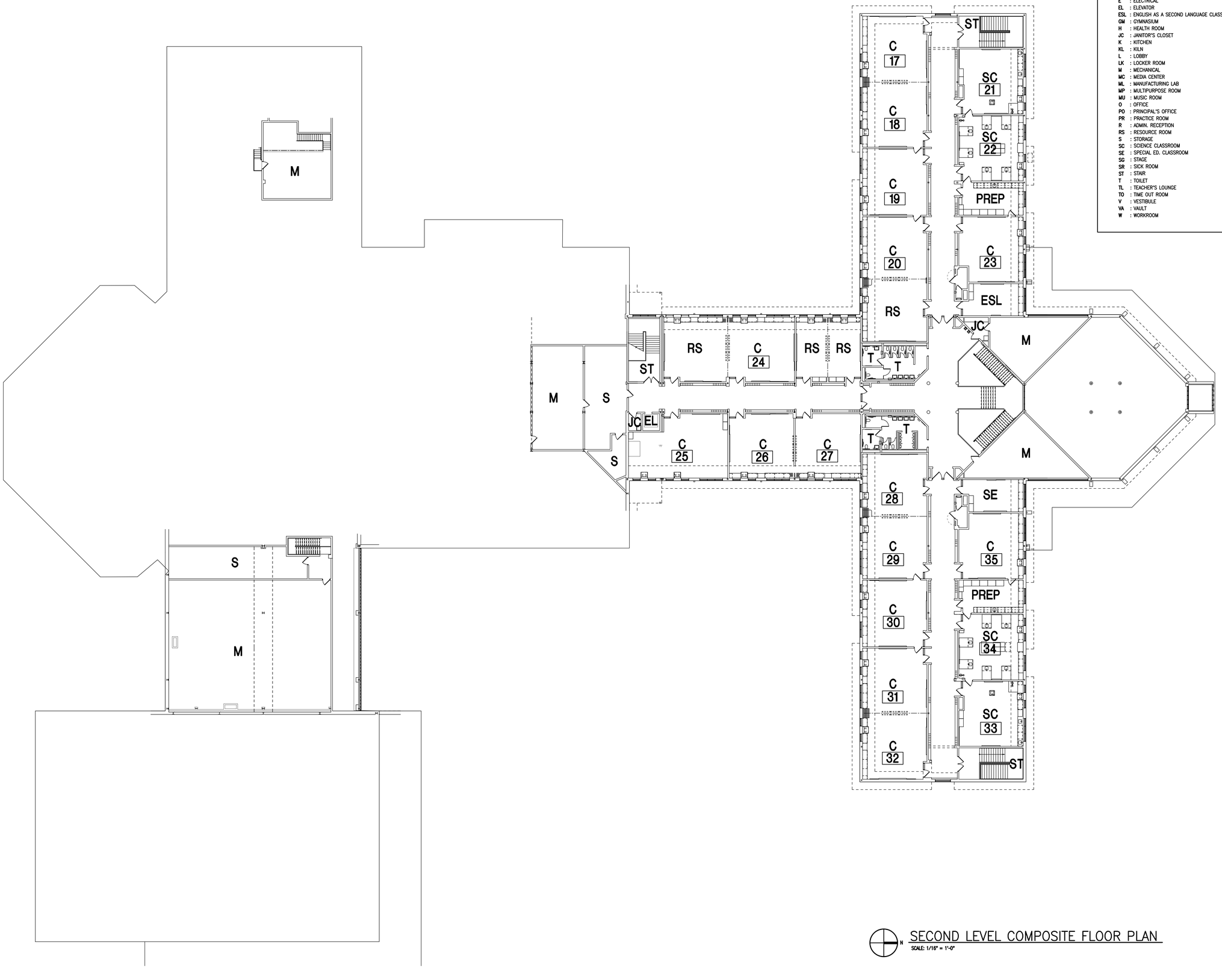

N

SECOND LEVEL COMPOSITE FLOOR PLAN

SCALE: 1/16" = 1'-0"

ARCHITECTURE

WALLED LAKE CONSOLIDATED SCHOOLS

WALNUT CREEK MIDDLE SCHOOL

Drawing File: G:\wcsd\2022\mep\12079\12079_ed1\12079 Building Plans\Middle Schools\Walnut Creek Middle School_2.dwg
Jun 02, 2023 - 1:54pm

Project Sheet

Central High School	**Project No.**	**17**

Description of Series 1	
Description of Series 2	
Description of Series 3	Safety and security upgrades including technology infrastructure, window film, and secure entry. Window and roof replacement. Remodel (including flooring, ceilings, and walls) athletics, wrestling and fitness areas, media center/learning commons, science classrooms, and computer labs to create collaboration spaces and an Innovation hub, and Ed. Svs Pod spaces. Refinish wood flooring and upgrade boys and girls locker rooms including lockers, flooring, ceiling, and walls. Replace pool scoreboard and timing system. Provide mechanical and electrical upgrades and replacements. Provide non-instructional technology including network/server. Provide classroom, office, innovation hub, learning commons, and collaboration space furniture and equipment.
Description of Series 4	Technology infrastructure
Instructional Technology Description	Provide new computers with monitors, printers, projectors, and other devices for students and teachers for instructional purposes.
Site Work Description	Paving upgrades. Replace sidewalks. Provide new flag pole. Upgrade stadium lights. Sitework at new ESC entrance.

Construction Cost Per Square Foot

New Construction Square Ft	0	**Cost per Sq Ft**	$ -
New Addition Square Ft.	0	**Cost per Sq Ft**	#DIV/0!

Statement describing any existing environmental or usability problems the proposed project will address. (ex: asbestos, energy use, or ADA requirements)

None noted

Estimated Cost of Proposed Construction Project

Column1	Series 1	Series 2	Series 3	Series 4	Total
New Construction	0	0	0	0	**0**
Remodeling	0	0	32,623,706	1,533,628	**34,157,334**
Construction Contingency	0	0	6,715,022	303,080	**7,018,101**
Instructional Technology	0	0	1,208,146	0	**1,208,146**
Loose Furnishing /Equipment	0	0	3,096,931	0	**3,096,931**
Buses	0	0	0	0	**0**
Site Work	0	0	1,355,311	0	**1,355,311**
Site Acquisition	0	0	0	0	**0**
A/E Fees and Costs	0	0	3,255,523	146,937	**3,402,460**
CM Fees and Costs	0	0	1,464,985	66,121	**1,531,107**
Estimated Costs	**0**	**0**	**49,719,624**	**2,049,766**	**51,769,389**

Certificate by Registered Architect

I certify that I have assessed the conditions relative to this facility and the details of the proposed project(s) described above and the attached detail relative to the construction project(s) are true and correct to the best of my knowledge and belief.

Signature	12/14/2023 Date	TMP Architecture, Inc. Firm Name and License Number	21298

John J. Castellana, FAIA Printed Name	jcastellana@tmp-architecture.com E-mail Address		248-338-4561 Phone Number

WALLED LAKE COMMUNITY SCHOOL DISTRICT
Central High School
FACILITY ASSESSMENT

MAY 2024 FINAL

360,287	sf	Existing
0	sf	New construction
360,287	sf	Total

DESCRIPTION	Quan.	Unit	Unit Cost	Trade Cost	SERIES 1	SERIES 2	SERIES 3	SERIES 4
New Construction								
NONE	0	sf	$350.00	0			$0	
New Construction				**$0**	**$0**	**$0**	**$0**	**$0**
Site Work								
Paving upgrades	1	ls	$350,000.00	$350,000			$350,000	
Sidewalk Replacement	10,000	sf	$8.00	$80,000			$80,000	
New Flag Pole	1	ls	$10,000.00	$10,000			$10,000	
Upgrade Stadium Lights	1	ls	$450,000.00	$450,000			$450,000	
Sitework at New ESC Entrance	1	ls	$350,000.00	$350,000			$350,000	
Site Work				**$1,240,000**	**$0**	**$0**	**$1,240,000**	**$0**
Architectural								
Building Enclosure								
Replace windows	250	ea	$2,250.00	$562,500			$562,500	
Security measures - Window Film & Secure Entry	1	ea	$225,000.00	$225,000			$225,000	
Replace Roof	142,400	sf	$32.00	$4,556,800			$4,556,800	
Interior								
Major Remodeling Athletics Wrestling & Fitness Areas - Floor / Ceiling / Walls	12,000	sf	$150.00	$1,800,000			$1,800,000	
Major Remodeling Media Center & Learning Commons - Floor / Ceiling / Walls	13,800	sf	$125.00	$1,725,000			$1,725,000	
Major Remodeling Science Classrooms - Floor / Ceiling / Walls / Casework	18,160	sf	$175.00	$3,178,000			$3,178,000	
Major Remodeling Computer Lab & Collaboration - Floor / Ceilings / Walls	3,500	sf	$150.00	$525,000			$525,000	
Major Remodeling Educational Services Pod - Floor / Ceilings / Walls	33,000	sf	$150.00	$4,950,000			$4,950,000	
Major Remodeling Educational Services Pod Circulation - Floor / Ceilings / Walls	15,885	sf	$150.00	$2,382,750			$2,382,750	
Computer Classrooms - Floor / Ceilings / Walls	4,840	sf	$175.00	$847,000			$847,000	
Innovation Hub - Floor / Ceilings / Walls	15,000	sf	$150.00	$2,250,000			$2,250,000	
Refinish wood floor	30,000	sf	$8.00	$240,000			$240,000	
Locker Room Upgrade - Lockers / Floors / Ceilings / Walls	1	ls	$350,000.00	$350,000			$350,000	
Pool Scoreboard & Timing System	1	ls	$48,000.00	$48,000			$48,000	
a	0	sf	$0.00	$0			$0	
	0	ls	$0.00	$0			$0	
Architectural				**$23,640,050**	**$0**	**$0**	**$23,640,050**	**$0**
Mechanical Work								
Energy Management System - exterior light override	1	ls	$75,000.00	$75,000			$75,000	
Replace boilers	16	ea	$55,000.00	$880,000			$880,000	
Replace Chillers	2	ea	$425,000.00	$850,000			$850,000	
Upgrade Air Handling Equipment	1	ea	$500,000.00	$500,000			$500,000	
Replace hot water heaters	8	ea	$15,000.00	$120,000			$120,000	
a	0	sf	$0.00	$0			$0	
a	0	sf	$0.00	$0			$0	
Mechanical				**$2,425,000**	**$0**	**$0**	**$2,425,000**	**$0**
Electrical								
Upgrade Electrical Distribution	360,287	sf	$1.50	$540,431			$540,431	
Replace interior lighting with LED	360,287	sf	$9.00	$3,242,583			$3,242,583	
Technology Infrastructure - Fiber Optics/ PA/ Security/ Cat6 Cable	1	ls	$1,403,146.00	$1,403,146				$1,403,146
Electrical				**$5,186,160**	**$0**	**$0**	**$3,783,014**	**$1,403,146**
Total Cost				**$32,491,210**	**$0**	**$0**	**$31,088,064**	**$1,403,146**
General Conditions	8.00%			$2,599,297	$0	$0	$2,487,045	$112,252
Subtotal				**$35,090,506**	**$0**	**$0**	**$33,575,109**	**$1,515,398**
Estimating & Escalation Contingency	15.00%			$5,263,576	$0	$0	$5,036,266	$227,310
Construction Contingency	5.00%			$1,754,525	$0	$0	$1,678,755	$75,770
Total Direct Costs				**$42,108,608**	**$0**	**$0**	**$40,290,130**	**$1,818,477**
Testing	0.50%			$210,543	$0	$0	$201,451	$9,092

WALLED LAKE COMMUNITY SCHOOL DISTRICT
Central High School
FACILITY ASSESSMENT

Utility Permits & Fees	0.00%	$0	$0	$0	$0	$0
Subtotal		**$42,319,151**	**$0**	**$0**	**$40,491,581**	**$1,827,570**
Permits	0.50%	$211,596	$0	$0	$202,458	$9,138
Subtotal		**$42,530,746**	**$0**	**$0**	**$40,694,039**	**$1,836,707**
A/E Fees & Costs	8.00%	$3,402,460	$0	$0	$3,255,523	$146,937
CM Fees & Costs	3.60%	$1,531,107	$0	$0	$1,464,985	$66,121
Subtotal		**$47,464,313**	**$0**	**$0**	**$45,414,547**	**$2,049,766**
Instructional Technology		$1,208,146	$0		$1,208,146	$0
Non Instructional Technology		$1,182,756	$0		$1,182,756	$0
Furnishings		$1,811,902	$0		$1,811,902	$0
Equipment		$102,273	$0		$102,273	$0
Buses		$0	$0		$0	$0
TOTAL COSTS		**$51,769,390**	**$0**	**$0**	**$49,719,624**	**$2,049,766**

WALLED LAKE COMMUNITY SCHOOL DISTRICT
Central High School
FACILITY ASSESSMENT

New Construction	0	SF		$0.00	$0.00	TOTAL COST
Remodeling					$34,157,334.47	
Construction Contingency					$7,018,101.25	
Instructional Technology					$1,208,146.00	
Loose Furnishing/Equipment					$3,096,930.73	
Buses					$0.00	
Site Work					$1,355,310.58	
Site Acquisition					$0.00	
Architectural Fees and Costs					$3,402,459.70	
CM Fees and Costs					$1,531,106.87	
TOTAL COSTS					**$51,769,390**	

New Construction	0	SF		#DIV/0!	$0.00	SERIES 1
Remodeling					$0.00	
Construction Contingency					$0.00	
Instructional Technology					$0.00	
Loose Furnishing/Equipment					$0.00	
Buses					$0.00	
Site Work					$0.00	
Site Acquisition					$0.00	
Architectural Fees and Costs					$0.00	
CM Fees and Costs					$0.00	
TOTAL COSTS					**$0**	

New Construction	0	SF		$0.00	$0.00	SERIES 2
Remodeling					$0.00	
Construction Contingency					$0.00	
Instructional Technology					$0.00	
Loose Furnishing/Equipment					$0.00	
Buses					$0.00	
Site Work					$0.00	
Site Acquisition					$0.00	
Architectural Fees and Costs					$0.00	
CM Fees and Costs					$0.00	
TOTAL COSTS					**$0**	

New Construction	0	SF		$0.00	$0.00	SERIES 3
Remodeling					$32,623,706.56	
Construction Contingency					$6,715,021.72	
Instructional Technology					$1,208,146.00	
Loose Furnishing/Equipment					$3,096,930.73	
Buses					$0.00	
Site Work					$1,355,310.58	
Site Acquisition					$0.00	
Architectural Fees and Costs					$3,255,523.11	
CM Fees and Costs					$1,464,985.40	
TOTAL COSTS					**$49,719,624**	

New Construction	0	SF		#DIV/0!	$0.00	SERIES 4
Remodeling					$1,533,627.91	
Construction Contingency					$303,079.54	
Instructional Technology					$0.00	
Loose Furnishing/Equipment					$0.00	
Buses					$0.00	
Site Work					$0.00	
Site Acquisition					$0.00	
Architectural Fees and Costs					$146,936.60	
CM Fees and Costs					$66,121.47	
TOTAL COSTS					**$2,049,766**	

Building Utilization

School Building Name

Central High School

Project No. **17**

Current Grade Structure 9-12
Proposed Grade Structure 9-12

1. List the number of teaching stations in appropriate column.
2. Calculate total capacity using the applicable capacity factor.
3. Enter five (5) year projected enrollment.
4. Calculate building utilization rate.
5. Attach floor plan of the building. Show the rooms and category (existing, proposed new, closed).
6. Number the teaching stations in consecutive order.

Existing	List # of Teaching Stations	Capacity Factor	Capacity
(K-2) Lower Elementary		20	0
(3-5) Upper Elementary		25	0
(6-8) Junior High		22.5	0
(9-12) High School	66	21.25	1,403
Subtotal	**66**		**1,403**

Proposed New	List # of Teaching Stations	Capacity Factor	Capacity
(K-2) Lower Elementary		20	0
(3-5) Upper Elementary		25	0
(6-8) Junior High		22.5	0
(9-12) High School		21.25	0
Subtotal	**0**		**0**

Facility to be Closed	List # of Teaching Stations	Capacity Factor	Capacity
(K-2) Lower Elementary		20	0
(3-5) Upper Elementary		25	0
(6-8) Junior High		22.5	0
(9-12) High School		21.25	0
Total	**0**		**0**

Total	**66**	**1403**

Projected 5-Year Enrollment **1146**

Utilization Percentage **81.7%**
(Projected 5-Year Enrollment / Total Capacity)

Please transfer applicable information to the Utilization Summary on Page 6 of the application.

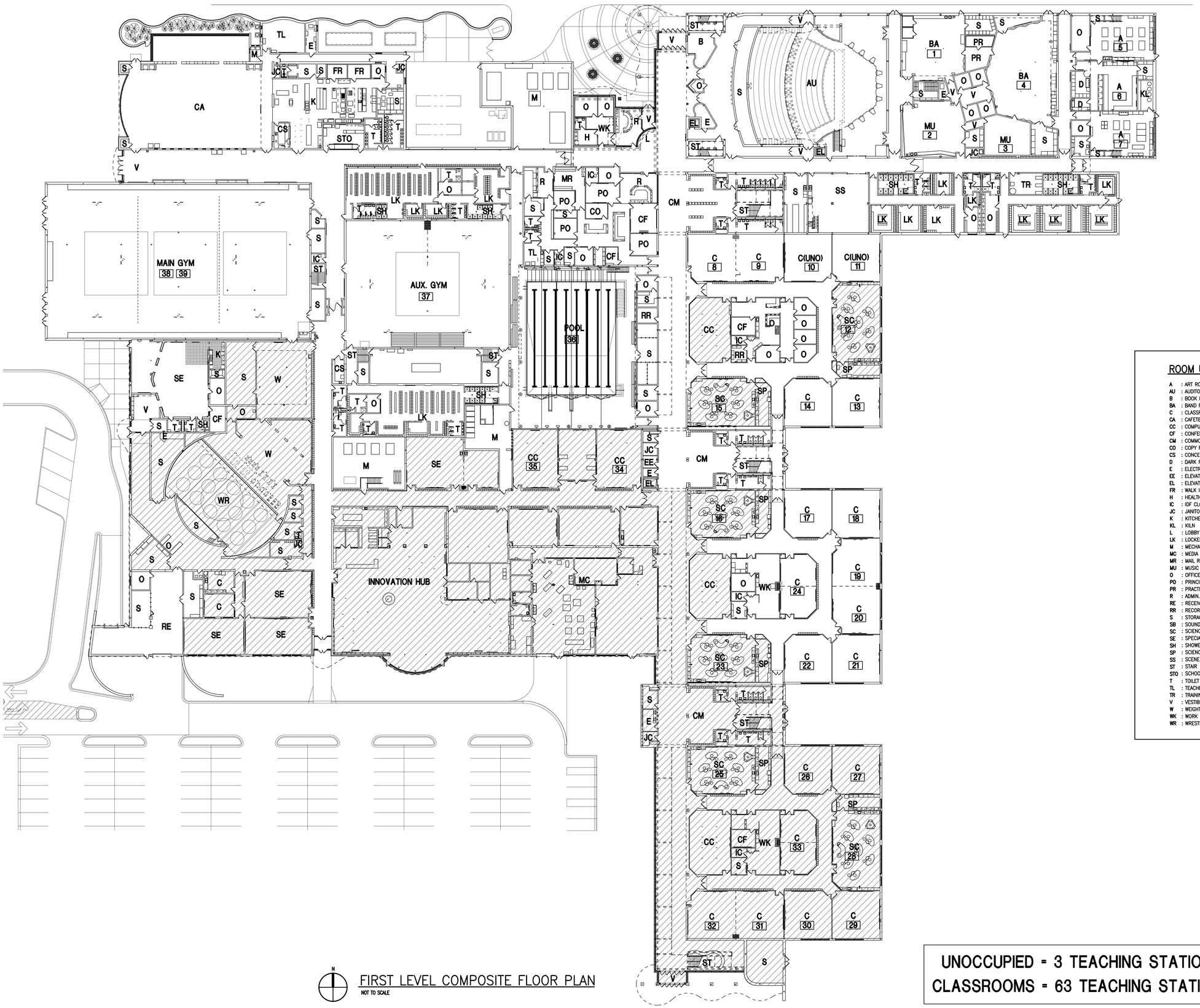

N

FIRST LEVEL COMPOSITE FLOOR PLAN

NOT TO SCALE

ROOM USE LEGEND

A	: ART ROOM
AU	: AUDITORIUM
B	: BOOK ROOM
BA	: BAND ROOM
C	: CLASSROOM
CA	: CAFETERIA
CC	: COMPUTER CLASSROOM
CF	: CONFERENCE ROOM
CM	: COMMONS
CO	: COPY ROOM
CS	: CONCESSION STAND
D	: DARK ROOM
E	: ELECTRICAL
EE	: ELEVATOR EQUIPMENT
EL	: ELEVATOR
FR	: WALK IN FREEZER
H	: HEALTH ROOM
IC	: IDF CLOSET
JC	: JANITOR'S CLOSET
K	: KITCHEN
KL	: KILN
L	: LOBBY
LK	: LOCKER ROOM
M	: MECHANICAL
MC	: MEDIA CENTER
MR	: MAIL ROOM
MU	: MUSIC ROOM
O	: OFFICE
PO	: PRINCIPAL'S OFFICE
PR	: PRACTICE ROOM
R	: ADMIN. RECEPTION
RE	: RECEIVING
RR	: RECORDS ROOM
S	: STORAGE
SB	: SOUND BOOTH
SC	: SCIENCE CLASSROOM
SE	: SPECIAL ED. CLASSROOM
SH	: SHOWER ROOM
SP	: SCIENCE PREP ROOM
SS	: SCENE SHOP
ST	: STAIR
STO	: SCHOOL STORE
T	: TOILET
TL	: TEACHER'S LOUNGE
TR	: TRAINING ROOM
V	: VESTIBULE
W	: WEIGHT TRAINING
WK	: WORK ROOM
WR	: WRESTLING ROOM

UNOCCUPIED = 3 TEACHING STATIONS
CLASSROOMS = 63 TEACHING STATIONS

ARCHITECTURE

WALLED LAKE CONSOLIDATED SCHOOLS

WALLED LAKE CENTRAL HIGH SCHOOL

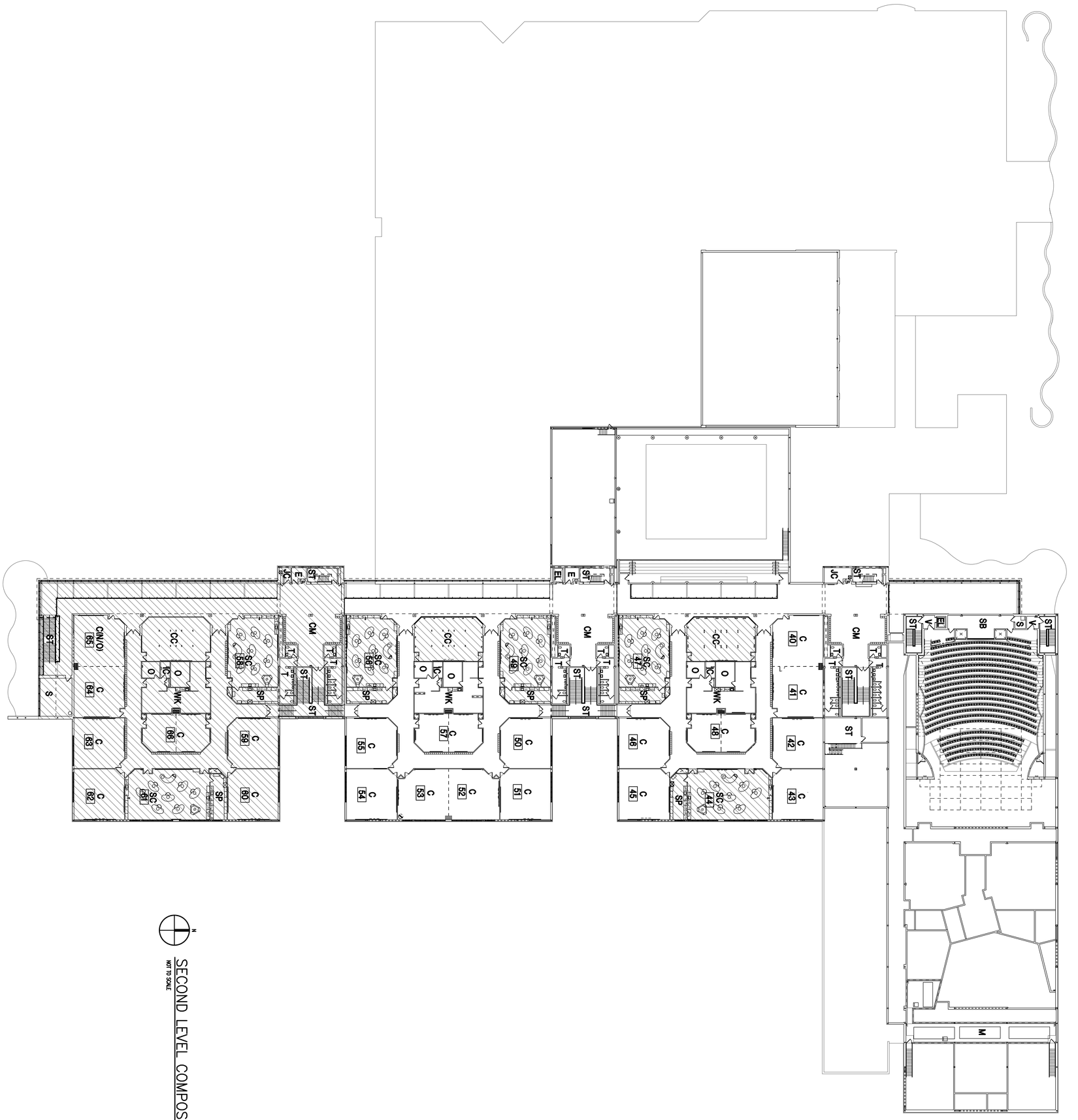

SECOND LEVEL COMPOSITE FLOOR PLAN
NOT TO SCALE

WALLED LAKE CONSOLIDATED SCHOOLS

WALLED LAKE CENTRAL HIGH SCHOOL

TMP ARCHITECTURE

Drawing File: Q:\acad\2022tmpa\22079\22079_cd\22079 Building Plans\High Schools\Central High School_3.dwg
May 11, 2023 - 11:13am

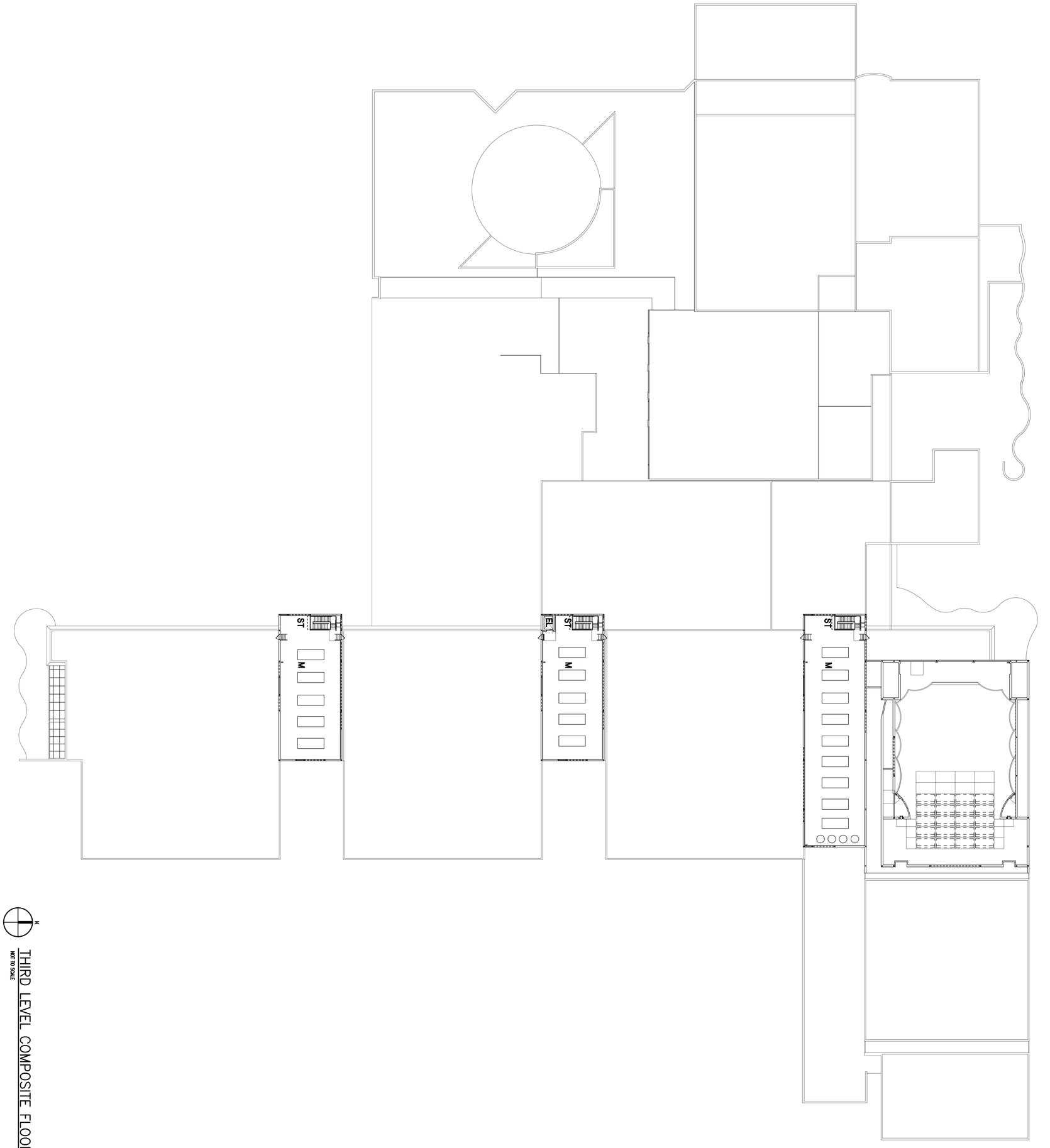

THIRD LEVEL COMPOSITE FLOOR PLAN
NOT TO SCALE

WALLED LAKE CONSOLIDATED SCHOOLS

WALLED LAKE CENTRAL HIGH SCHOOL

TMP ARCHITECTURE

Project Sheet

Northern High School	**Project No.**	**18**

Description of Proposal/Series 1	Safety and security upgrades including technology infrastructure, window film, and secure entry. Replace windows and roof. Remodel (including flooring, ceilings, walls) Media Center/Learning Commons, science classrooms, science prep rooms and teacher workrooms. Upgrade boys and girls locker rooms including lockers, flooring, ceiling, and walls. Replace pool scoreboard and timing system. Mechanical upgrades including air handling unit replacement, pool filtration system, exhaust fan and hot water heater replacement. Electrical upgrades including LED lighting. Provide non-instructional technology including network/server.
Description of Proposal/Series 2	Provide classroom, office, collaboration, and media center furniture and equipment.
Description of Proposal/Series 3	
Description of Proposal/Series 4	
Instructional Technology Description	Provide new computers with monitors, printers, projectors, and other devices for students and teachers for instructional purposes.
Site Work Description	Paving upgrades. Replace sidewalks. Provide new flag pole. Upgrade stadium lights. Provide irrigation

Construction Cost Per Square Foot

New Construction Square Ft	0	**Cost per Sq Ft**	$ -
New Addition Square Ft.	0	**Cost per Sq Ft**	#DIV/0!

Statement describing any existing environmental or usability problems the proposed project will address. (ex: asbestos, energy use, or ADA requirements)

None noted

Estimated Cost of Proposed Construction Project

Column1	Proposal/Series 1	Proposal/Series 2	Proposal/Series 3	Series 4	Total
New Construction	0	0	0	0	**0**
Remodeling	19,164,677	0	0	0	**19,164,677**
Construction Contingency	3,990,413	0	0	0	**3,990,413**
Instructional Technology	1,170,521	0	0	0	**1,170,521**
Loose Furnishing /Equipment	1,139,738	1,382,908	0	0	**2,522,646**
Buses	0	0	0	0	**0**
Site Work	1,027,413	0	0	0	**1,027,413**
Site Acquisition	0	0	0	0	**0**
A/E Fees and Costs	1,934,600	0	0	0	**1,934,600**
CM Fees and Costs	870,570	0	0	0	**870,570**
Estimated Costs	**29,297,933**	**1,382,908**	**0**	**0**	**30,680,841**

Certificate by Registered Architect

I certify that I have assessed the conditions relative to this facility and the details of the proposed project(s) described above and the attached detail relative to the construction project(s) are true and correct to the best of my knowledge and belief.

Signature	12/14/2023 Date	TMP Architecture, Inc. Firm Name and License Number	21298

John J. Castellana, FAIA Printed Name	jcastellana@tmp-architecture.com E-mail Address		248-338-4561 Phone Number

AUCH

344,715	sf	Existing
0	sf	New construction
344,715	sf	Total

MAY 2024 FINAL

DESCRIPTION	Quan.	Unit	Unit Cost	Trade Cost	SERIES 1	SERIES 2	SERIES 3	SERIES 4
New Construction								
New Construction				$0	$0	$0	$0	$0
Site Work								
Paving upgrades	1	ls	$250,000.00	$250,000	$250,000			
Sidewalk Replacement	10,000	sf	$8.00	$80,000	$80,000			
New Flag Pole	1	ea	$10,000.00	$10,000	$10,000			
Upgrade Stadium Lights	1	ls	$450,000.00	$450,000	$450,000			
Irrigation	1	ls	$150,000.00	$150,000	$150,000			
	0	ls	$0.00	$0	$0			
Site Work				$940,000	$940,000	$0	$0	$0
Architectural								
Building Enclosure								
Replace windows	100	ea	$2,000.00	$200,000	$200,000			
Security measures - Window Film & Secure Entry	1	ls	$225,000.00	$225,000	$225,000			
Replace Roof	176,000	sf	$32.00	$5,632,000	$5,632,000			
a	0	sf	$0.00	$0	$0			
a	0	sf	$0.00	$0	$0			
Interior					$0			
Major Remodeling Media Center / Learning Commons - Floors / Ceilings / Walls	12,732	sf	$125.00	$1,591,500	$1,591,500			
Major Remodeling Science Classrooms - Floors / Ceilings / Walls / Casework	28,900	sf	$125.00	$3,612,500	$3,612,500			
Teacher Prep Room Renovations - Floors / Ceiling / Walls	3,900	sf	$200.00	$780,000	$780,000			
Locker Room Upgrades - Lockers / Floor / Ceiling / Walls	1	ls	$350,000.00	$350,000	$350,000			
Pool Scoreboard & Timing System	1	ls	$48,000.00	$48,000	$48,000			
Architectural				$12,439,000	$12,439,000	$0	$0	$0
Mechanical Work								
Upgrade Air Handling Equipment	1	ls	$200,000.00	$200,000	$200,000			
Upgrade Pool Filtration	1	ls	$250,000.00	$250,000	$250,000			
Replace exhaust fans	10	ea	$850.00	$8,500	$8,500			
Replace hot water heaters	8	ea	$15,000.00	$120,000	$120,000			
a	0	sf	$0.00	$0	$0			
a	0	sf	$0.00	$0	$0			
Mechanical				$578,500	$578,500	$0	$0	$0
Electrical								
Replace interior lighting with LED	344,715	sf	$9.00	$3,102,435	$3,102,435			
Technology Infrastructure - Fiber Optics/ PA/ Security/ Cat6 Cable	1	ls	$1,414,201.00	$1,414,201	$1,414,201			$0
a	0	sf	$0.00	$0	$0			
a	0	sf	$0.00	$0	$0			
Electrical				$4,516,636	$4,516,636	$0	$0	$0
Total Cost				$18,474,136	$18,474,136	$0	$0	$0
General Conditions	8.00%			$1,477,931	$1,477,931	$0	$0	$0
Subtotal				$19,952,067	$19,952,067	$0	$0	$0
Estimating & Escalation Contingency	15.00%			$2,992,810	$2,992,810	$0	$0	$0
Construction Contingency	5.00%			$997,603	$997,603	$0	$0	$0
Total Direct Costs				$23,942,480	$23,942,480	$0	$0	$0
Testing	0.50%			$119,712	$119,712	$0	$0	$0
Utility Permits & Fees	0.00%			$0	$0	$0	$0	$0
Subtotal				$24,062,193	$24,062,193	$0	$0	$0
Permits	0.50%			$120,311	$120,311	$0	$0	$0
Subtotal				$24,182,504	$24,182,504	$0	$0	$0
A/E Fees & Costs	8.00%			$1,934,600	$1,934,600	$0	$0	$0
CM Fees & Costs	3.60%			$870,570	$870,570	$0	$0	$0
Subtotal				$26,987,674	$26,987,674	$0	$0	$0
Instructional Technology				$1,170,521	$1,170,521	$0	$0	$0
Non Instructional Technology				$1,139,738	$1,139,738	$0	$0	$0
Furnishings				$1,248,156	$0	$1,248,156	$0	$0
Equipment				$134,752	$0	$134,752	$0	$0
Buses				$0	$0	$0	$0	$0
TOTAL COSTS				$30,680,841	$29,297,933	$1,382,908	$0	$0

WALLED LAKE COMMUNITY SCHOOL DISTRICT
Northern High School
FACILITY ASSESSMENT

New Construction		0	SF	$0.00	$0.00	TOTAL COST
Remodeling					$19,164,677.39	
Construction Contingency					$3,990,413.38	
Instructional Technology					$1,170,521.00	
Loose Furnishing/Equipment					$2,522,646.17	
Buses					$0.00	
Site Work					$1,027,412.86	
Site Acquisition					$0.00	
Architectural Fees and Costs					$1,934,600.29	
CM Fees and Costs					$870,570.13	
	TOTAL COSTS				**$30,680,841**	

New Construction		0	SF	$0.00	$0.00	SERIES 1	
Remodeling					$19,164,677.39		
Construction Contingency					$3,990,413.38		
Instructional Technology					$1,170,521.00		
Loose Furnishing/Equipment					$1,139,738.00		
Buses					$0.00		
Site Work					$1,027,412.86		
Site Acquisition					$0.00		
Architectural Fees and Costs					$1,934,600.29		
CM Fees and Costs					$870,570.13		
	TOTAL COSTS				**$29,297,933**		$0

New Construction		0	SF	$0.00	$0.00	SERIES 2
Remodeling					$0.00	
Construction Contingency					$0.00	
Instructional Technology					$0.00	
Loose Furnishing/Equipment					$1,382,908.17	
Buses					$0.00	
Site Work					$0.00	
Site Acquisition					$0.00	
Architectural Fees and Costs					$0.00	
CM Fees and Costs					$0.00	
	TOTAL COSTS				**$1,382,908**	

New Construction		0	SF	$0.00	$0.00	SERIES 3
Remodeling					$0.00	
Construction Contingency					$0.00	
Instructional Technology					$0.00	
Loose Furnishing/Equipment					$0.00	
Buses					$0.00	
Site Work					$0.00	
Site Acquisition					$0.00	
Architectural Fees and Costs					$0.00	
CM Fees and Costs					$0.00	
	TOTAL COSTS				**$0**	

Building Utilization

School Building Name

Northern High School

Project No. **18**

Current Grade Structure 9-12
Proposed Grade Structure 9-12

1. List the number of teaching stations in appropriate column.
2. Calculate total capacity using the applicable capacity factor.
3. Enter five (5) year projected enrollment.
4. Calculate building utilization rate.
5. Attach floor plan of the building. Show the rooms and category (existing, proposed new, closed).
6. Number the teaching stations in consecutive order.

Existing	List # of Teaching Stations	Capacity Factor	Capacity
(K-2) Lower Elementary		20	0
(3-5) Upper Elementary		25	0
(6-8) Junior High		22.5	0
(9-12) High School	88	21.25	1,870
Subtotal	**88**		**1,870**

Proposed New	List # of Teaching Stations	Capacity Factor	Capacity
(K-2) Lower Elementary		20	0
(3-5) Upper Elementary		25	0
(6-8) Junior High		22.5	0
(9-12) High School		21.25	0
Subtotal	**0**		**0**

Facility to be Closed	List # of Teaching Stations	Capacity Factor	Capacity
(K-2) Lower Elementary		20	0
(3-5) Upper Elementary		25	0
(6-8) Junior High		22.5	0
(9-12) High School		21.25	0
Total	**0**		**0**

Total	**88**	**1870**

Projected 5-Year Enrollment **1389**

Utilization Percentage **74.3%**
(Projected 5-Year Enrollment / Total Capacity)

Please transfer applicable information to the Utilization Summary on Page 6 of the application.

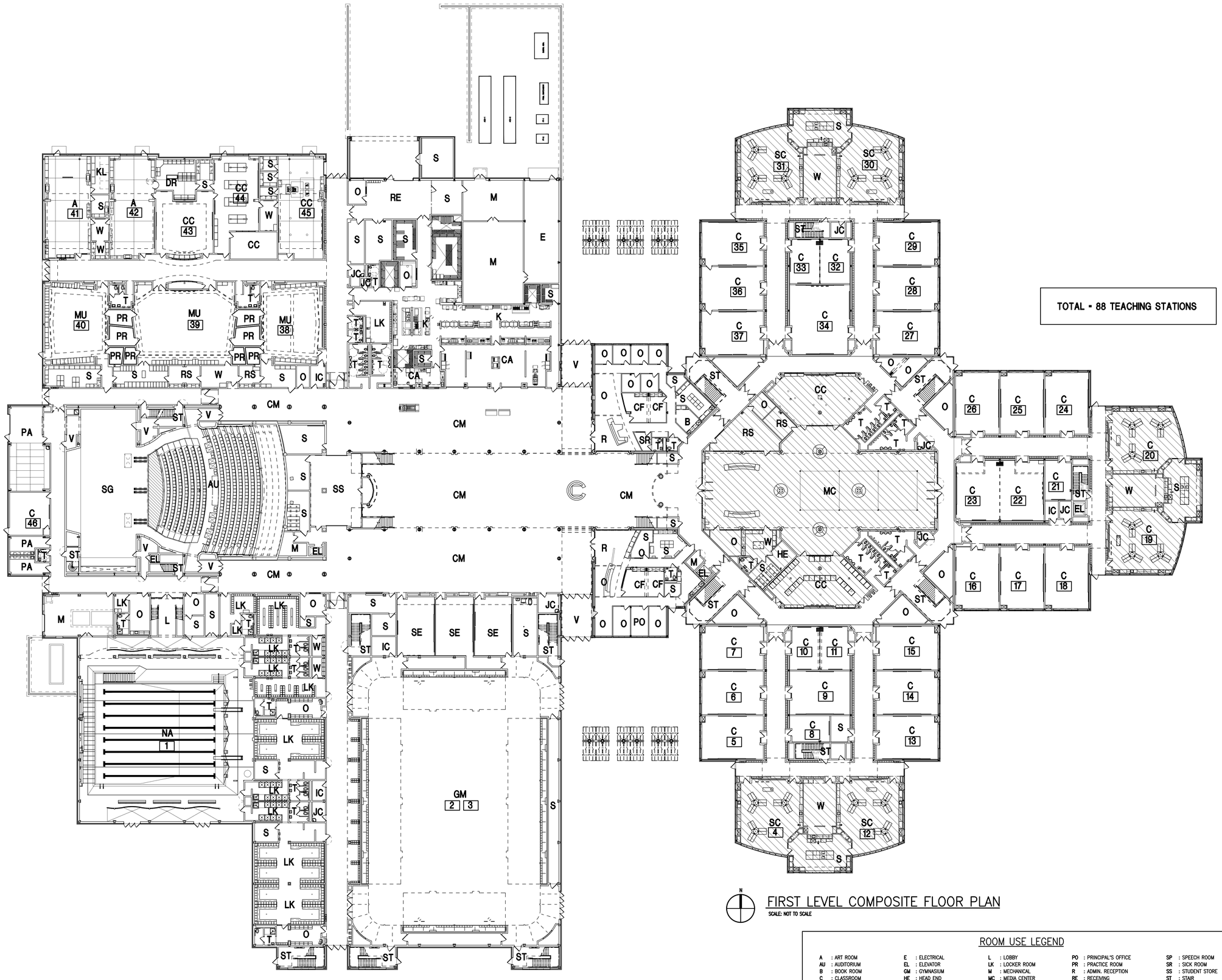

N

FIRST LEVEL COMPOSITE FLOOR PLAN

SCALE: NOT TO SCALE

ROOM USE LEGEND

A	: ART ROOM	E	: ELECTRICAL	L	: LOBBY	PO	: PRINCIPAL'S OFFICE	SP	: SPEECH ROOM
AU	: AUDITORIUM	EL	: ELEVATOR	LK	: LOCKER ROOM	PR	: PRACTICE ROOM	SR	: SICK ROOM
B	: BOOK ROOM	GM	: GYMNASIUM	M	: MECHANICAL	R	: ADMIN. RECEPTION	SS	: STUDENT STORE
C	: CLASSROOM	HE	: HEAD END	MC	: MEDIA CENTER	RE	: RECEIVING	ST	: STAIR
CA	: CAFETERIA	IC	: IDF CLOSET	MU	: MUSIC ROOM	RS	: RESOURCE ROOM	T	: TOILET
CC	: COMPUTER CLASSROOM	JC	: JANITOR'S CLOSET	NA	: NATATORIUM	S	: STORAGE	V	: VESTIBULE
CF	: CONFERENCE ROOM	K	: KITCHEN	O	: OFFICE	SC	: SCIENCE CLASSROOM	W	: WORKROOM
CM	: COMMONS	KL	: KILN	PA	: PERFORMING ARTS	SG	: STAGE	WE	: WEIGHT ROOM
DR	: DARK ROOM							WR	: WRESTLING ROOM

ARCHITECTURE

WALLED LAKE CONSOLIDATED SCHOOLS

WALLED LAKE NORTHERN HIGH SCHOOL

Drawing File: Q:\Jobs\L\2022\Repos\L20079\L20079_Lvl1L20079 Building Plans\High Schools\Northern High School_1_L20079.dwg
May 19, 2023 - 9:26am

Drawing File: Q:\acad\2022tmps\22079\22079_cd\22079 Building Plans\High Schools\Northern High School_2.dwg
May 19, 2023 - 9:25am

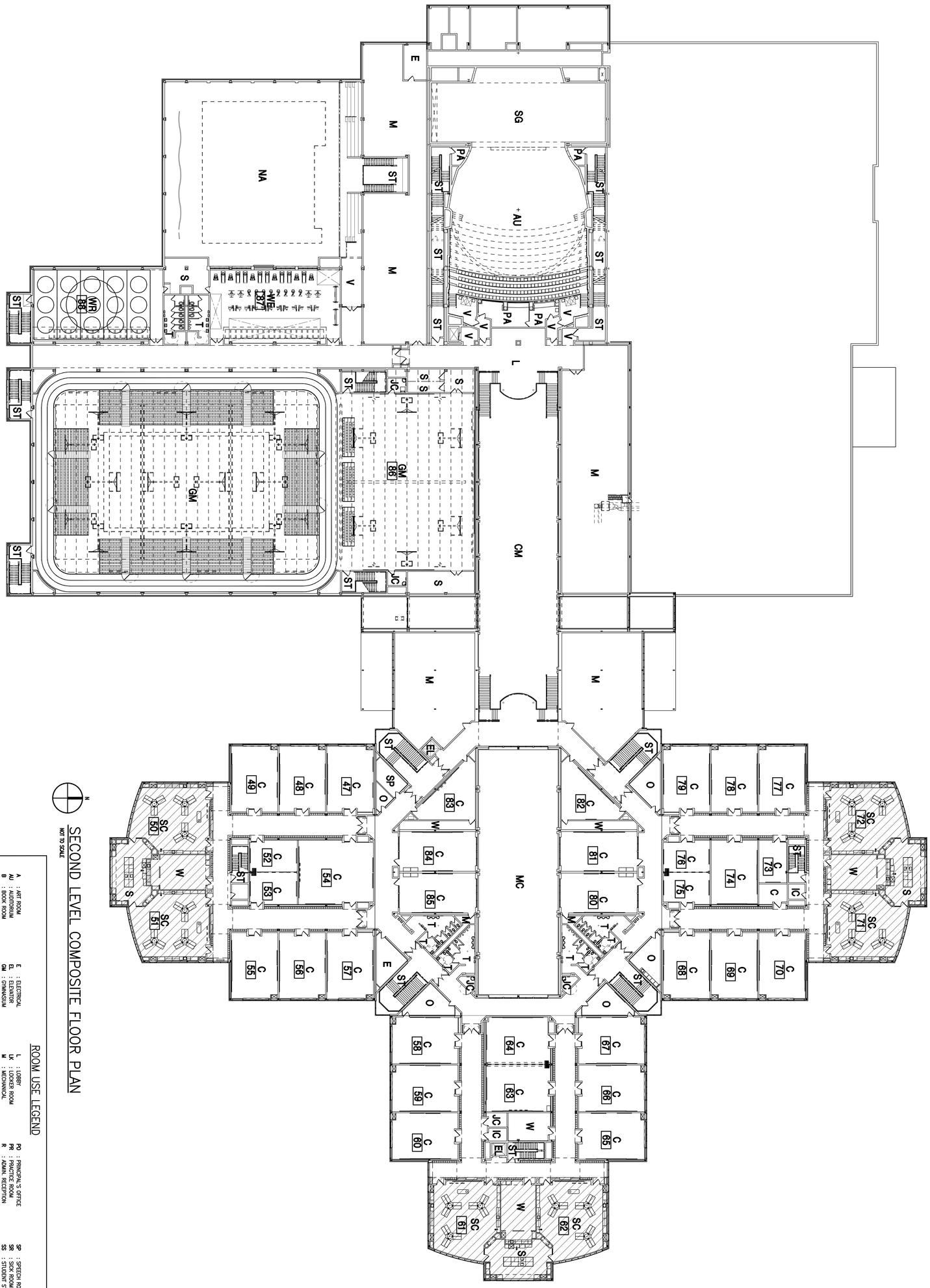

SECOND LEVEL COMPOSITE FLOOR PLAN

NOT TO SCALE

ROOM USE LEGEND

A	: ART ROOM	E	: ELECTRICAL	L	: LOBBY
AU	: AUDITORIUM	EL	: ELEVATOR	LK	: LOCKER ROOM
B	: BOOK ROOM	GM	: GYMNASIUM	M	: MECHANICAL
C	: CLASSROOM	HE	: HEAD END	MC	: MEDIA CENTER
CA	: CAFETERIA	IC	: IDF CLOSET	MU	: MUSIC ROOM
CC	: COMPUTER CLASSROOM	JC	: JANITOR'S CLOSET	NA	: NATATORIUM
CF	: CONFERENCE ROOM	K	: KITCHEN	O	: OFFICE
CM	: COMMONS	KL	: KILN	PA	: PERFORMING ARTS
DR	: DARK ROOM				

PO	: PRINCIPAL'S OFFICE	SP	: SPEECH ROOM
PR	: PRACTICE ROOM	SR	: SICK ROOM
R	: ADMIN. RECEPTION	SS	: STUDENT STORE
RE	: RECEIVING	ST	: STAIR
RS	: RESOURCE ROOM	T	: TOILET
S	: STORAGE	V	: VESTIBULE
SC	: SCIENCE CLASSROOM	W	: WORKROOM
SG	: STAGE	WE	: WEIGHT ROOM
		WR	: WRESTLING ROOM

WALLED LAKE CONSOLIDATED SCHOOLS

WALLED LAKE NORTHERN HIGH SCHOOL

TMP ARCHITECTURE

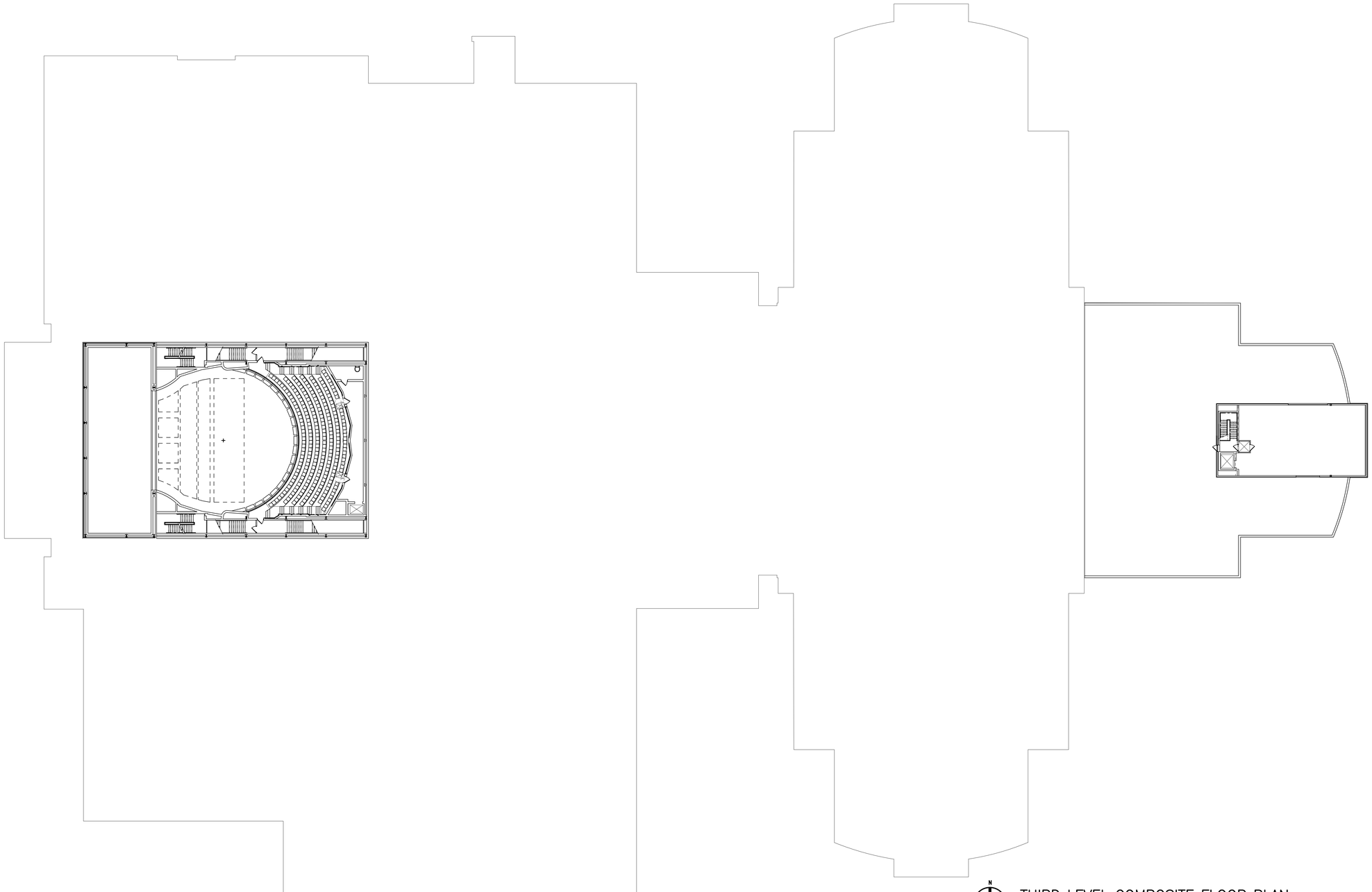

THIRD LEVEL COMPOSITE FLOOR PLAN

NOT TO SCALE

ROOM USE LEGEND

A : ART ROOM	E : ELECTRICAL	L : LOBBY	PO : PRINCIPAL'S OFFICE	SP : SPEECH ROOM
AU : AUDITORIUM	EL : ELEVATOR	LK : LOCKER ROOM	PR : PRACTICE ROOM	SR : SICK ROOM
B : BOOK ROOM	GM : GYMNASIUM	M : MECHANICAL	R : ADMIN. RECEPTION	SS : STUDENT STORE
C : CLASSROOM	HE : HEAD END	MC : MEDIA CENTER	RE : RECEIVING	ST : STAIR
CA : CAFETERIA	IC : IDF CLOSET	MU : MUSIC ROOM	RS : RESOURCE ROOM	T : TOILET
CC : COMPUTER CLASSROOM	JC : JANITOR'S CLOSET	NA : NATATORIUM	S : STORAGE	V : VESTIBULE
CF : CONFERENCE ROOM	K : KITCHEN	O : OFFICE	SC : SCIENCE CLASSROOM	W : WORKROOM
CM : COMMONS	KL : KILN	PA : PERFORMING ARTS	SG : STAGE	WE : WEIGHT ROOM
DR : DARK ROOM				WR : WRESTLING ROOM

WALLED LAKE CONSOLIDATED SCHOOLS

WALLED LAKE NORTHERN HIGH SCHOOL

ARCHITECTURE

Drawing File: G:\cad\2022tmps\22079\22079_cd\22079 Building Plans\High Schools\Northern High School_3.dwg
May 11, 2023 - 12:00pm

Project Sheet

Western High School	**Project No.**	**19**

Description of Proposal/Series 1	
Description of Proposal/Series 2	
Description of Proposal/Series 3	Construct new stand-alone toilet building near tennis courts. Safety and Security upgrades including technology infrastructure, window film, and secure entry. Replace windows, siding, and roof. Remodel existing classrooms including flooring, ceiling, and walls. Upgrade and expand auditorium including curtains, lighting, flooring, ceiling, walls. Replace gym, aux. gym, and pool bleachers. HVAC upgrades. Electrical distribution upgrades. Provide non-instructional technology including network/server. Provide classroom and office furniture and equipment.
Description of Proposal/Series 4	Technology infrastructure.
Instructional Technology Description	Provide new computers with monitors, printers, projectors, and other devices for students and teachers for instructional purposes.
Site Work Description	Paving upgrades. Replace stadium lights.

Construction Cost Per Square Foot

New Construction Square Ft	950	**Cost per Sq Ft**	$ 459
New Addition Square Ft.	0	**Cost per Sq Ft**	$ -

Statement describing any existing environmental or usability problems the proposed project will address. (ex: asbestos, energy use, or ADA requirements)

Abatement

Estimated Cost of Proposed Construction Project

Column1	Proposal/Series 1	Proposal/Series 2	Proposal/Series 3	Series 4	Total
New Construction	0	0	436,104	0	**436,104**
Remodeling	0	0	19,605,551	1,436,401	**21,041,952**
Construction Contingency	0	0	4,435,884	283,865	**4,719,749**
Instructional Technology	0	0	243,013	964,713	**1,207,726**
Loose Furnishing /Equipment	0	0	2,868,496	0	**2,868,496**
Buses	0	0	0	0	**0**
Site Work	0	0	2,404,583	0	**2,404,583**
Site Acquisition	0	0	0	0	**0**
A/E Fees and Costs	0	0	2,150,570	137,621	**2,288,191**
CM Fees and Costs	0	0	967,756	61,930	**1,029,686**
Estimated Costs	**0**	**0**	**33,111,957**	**2,884,530**	**35,996,487**

Certificate by Registered Architect

I certify that I have assessed the conditions relative to this facility and the details of the proposed project(s) described above and the attached detail relative to the construction project(s) are true and correct to the best of my knowledge and belief.

Signature	12/14/2023 Date	TMP Architecture, Inc. Firm Name and License Number	21298

John J. Castellana, FAIA Printed Name	jcastellana@tmp-architecture.com E-mail Address		248-338-4561 Phone Number

WALLED LAKE COMMUNITY SCHOOL DISTRICT
Western High School
FACILITY ASSESSMENT

AUCH

366,810	sf	Existing
950	sf	New construction
367,760	sf	Total

MAY 2024 FINAL

DESCRIPTION	Quan.	Unit	Unit Cost	Trade Cost	SERIES 1	SERIES 2	SERIES 3	SERIES 4
New Construction								
Restroom Facility	950	sf	$420.00	399,000			$399,000	
New Construction				**$399,000**	**$0**	**$0**	**$399,000**	**$0**
Site Work								
Paving upgrades	1	ls	$1,800,000.00	$1,800,000			$1,800,000	
Replace Stadium Lights	1	ls	$400,000.00	$400,000			$400,000	
Site Work				**$2,200,000**	**$0**	**$0**	**$2,200,000**	**$0**
Architectural								
Building Enclosure								
Replace windows	400	ea	$2,000.00	$800,000			$800,000	
Replace EIFS Siding	15,000	sf	$50.00	$750,000			$750,000	
Security measures - Window Film & Secure Entry	1	ls	$225,000.00	$225,000			$225,000	
Replace Roof	115,000	sf	$32.00	$3,680,000			$3,680,000	
a	0	sf	$0.00	$0			$0	
Interior							$0	
Remodel existing Transition Area to Fine Arts - Floor / Ceiling / Walls	32,500	sf	$115.00	$3,737,500			$3,737,500	
Stage Upgrades - Curtains / Flooring / Lighting	1	ls	$250,000.00	$250,000			$250,000	
Auditorium Expansion & upgrades - Flooring / Ceiling / Walls	1	ls	$4,000,000.00	$4,000,000			$4,000,000	
Gym Bleacher Replacement	1	ls	$400,000.00	$400,000			$400,000	
Auxilary Gym Bleacher Replacement	1	ls	$25,000.00	$25,000			$25,000	
Pool Bleacher Replacement	1	ls	$90,000.00	$90,000			$90,000	
a	0	sf	$0.00	$0			$0	
Abatement	1	ls	$200,000.00	$200,000			$200,000	
Architectural				**$14,157,500**	**$0**	**$0**	**$14,157,500**	**$0**
Mechanical Work								
HVAC upgrades to existing building	120,000	sf	$30.00	$3,600,000			$3,600,000	
a	0	sf	$0.00	$0			$0	
Mechanical				**$3,600,000**	**$0**	**$0**	**$3,600,000**	**$0**
Electrical								
Upgrade Electrical Distribution	120,000	sf	$1.50	$180,000			$180,000	
Technology Infrastructure - Fiber Optics/ PA/ Security/ Cat6 Cable	1	ls	$1,314,191.00	$1,314,191				$1,314,191
Electrical				**$1,494,191**	**$0**	**$0**	**$180,000**	**$1,314,191**
Total Cost				**$21,850,691**	**$0**	**$0**	**$20,536,500**	**$1,314,191**
General Conditions	8.00%			$1,748,055	$0	$0	$1,642,920	$105,135
Subtotal				**$23,598,746**	**$0**	**$0**	**$22,179,420**	**$1,419,326**
Estimating & Escalation Contingency	15.00%			$3,539,812	$0	$0	$3,326,913	$212,899
Construction Contingency	5.00%			$1,179,937	$0	$0	$1,108,971	$70,966
Total Direct Costs				**$28,318,496**	**$0**	**$0**	**$26,615,304**	**$1,703,192**
Testing	0.50%			$141,592	$0	$0	$133,077	$8,516
Utility Permits & Fees	0.00%			$0	$0	$0	$0	$0
Subtotal				**$28,460,088**	**$0**	**$0**	**$26,748,381**	**$1,711,707**
Permits	0.50%			$142,300	$0	$0	$133,742	$8,559
Subtotal				**$28,602,388**	**$0**	**$0**	**$26,882,122**	**$1,720,266**
A/E Fees & Costs	8.00%			$2,288,191	$0	$0	$2,150,570	$137,621
CM Fees & Costs	3.60%			$1,029,686	$0	$0	$967,756	$61,930
Subtotal				**$31,920,266**	**$0**	**$0**	**$30,000,449**	**$1,919,817**
Instructional Technology				$1,207,726	$0		$243,013	$964,713
Non Instructional Technology				$1,200,776	$0		$1,200,776	$0
Furnishings				$1,284,448	$0		$1,284,448	$0
Equipment (Including weight room)				$383,272	$0		$383,272	$0
Buses				$0	$0		$0	$0
TOTAL COSTS				**$35,996,487**	**$0**	**$0**	**$33,111,958**	**$2,884,530**

WALLED LAKE COMMUNITY SCHOOL DISTRICT
Western High School
FACILITY ASSESSMENT

New Construction	950	SF	$459.06	$436,103.97	TOTAL COST
Remodeling				$21,041,951.95	
Construction Contingency				$4,719,749.26	
Instructional Technology				$1,207,726.00	
Loose Furnishing/Equipment				$2,868,495.98	
Buses				$0.00	
Site Work				$2,404,583.28	
Site Acquisition				$0.00	
Architectural Fees and Costs				$2,288,191.08	
CM Fees and Costs				$1,029,685.98	
TOTAL COSTS				**$35,996,487**	

New Construction	0	SF	$0.00	$0.00	SERIES 1
Remodeling				$0.00	
Construction Contingency				$0.00	
Instructional Technology				$0.00	
Loose Furnishing/Equipment				$0.00	
Buses				$0.00	
Site Work				$0.00	
Site Acquisition				$0.00	
Architectural Fees and Costs				$0.00	
CM Fees and Costs				$0.00	
TOTAL COSTS				**$0**	

New Construction	950	SF	$0.00	$0.00	SERIES 2
Remodeling				$0.00	
Construction Contingency				$0.00	
Instructional Technology				$0.00	
Loose Furnishing/Equipment				$0.00	
Buses				$0.00	
Site Work				$0.00	
Site Acquisition				$0.00	
Architectural Fees and Costs				$0.00	
CM Fees and Costs				$0.00	
TOTAL COSTS				**$0**	

New Construction	950	SF	$459.06	$436,103.97	SERIES 3
Remodeling				$19,605,551.18	
Construction Contingency				$4,435,884.00	
Instructional Technology				$243,013.00	
Loose Furnishing/Equipment				$2,868,495.98	
Buses				$0.00	
Site Work				$2,404,583.28	
Site Acquisition				$0.00	
Architectural Fees and Costs				$2,150,569.79	
CM Fees and Costs				$967,756.41	
TOTAL COSTS				**$33,111,958**	

New Construction	0	SF	$0.00	$0.00	SERIES 4
Remodeling				$1,436,400.78	
Construction Contingency				$283,865.26	
Instructional Technology				$964,713.00	
Loose Furnishing/Equipment				$0.00	
Buses				$0.00	
Site Work				$0.00	
Site Acquisition				$0.00	
Architectural Fees and Costs				$137,621.28	
CM Fees and Costs				$61,929.58	
TOTAL COSTS				**$2,884,530**	

Building Utilization

School Building Name

Western High School **Project No. 19**

Current Grade Structure 9-12
Proposed Grade Structure 9-12

1. List the number of teaching stations in appropriate column.
2. Calculate total capacity using the applicable capacity factor.
3. Enter five (5) year projected enrollment.
4. Calculate building utilization rate.
5. Attach floor plan of the building. Show the rooms and category (existing, proposed new, closed).
6. Number the teaching stations in consecutive order.

Existing	List # of Teaching Stations	Capacity Factor	Capacity
(K-2) Lower Elementary		20	0
(3-5) Upper Elementary		25	0
(6-8) Junior High		22.5	0
(9-12) High School	57	21.25	1,211
Subtotal	**57**		**1,211**

Proposed New	List # of Teaching Stations	Capacity Factor	Capacity
(K-2) Lower Elementary		20	0
(3-5) Upper Elementary		25	0
(6-8) Junior High		22.5	0
(9-12) High School		21.25	0
Subtotal	**0**		**0**

Facility to be Closed	List # of Teaching Stations	Capacity Factor	Capacity
(K-2) Lower Elementary		20	0
(3-5) Upper Elementary		25	0
(6-8) Junior High		22.5	0
(9-12) High School		21.25	0
Total	**0**		**0**

Total	**57**	**1211**

Projected 5-Year Enrollment **990**

Utilization Percentage **81.7%**
(Projected 5-Year Enrollment / Total Capacity)

Please transfer applicable information to the Utilization Summary on Page 6 of the application.

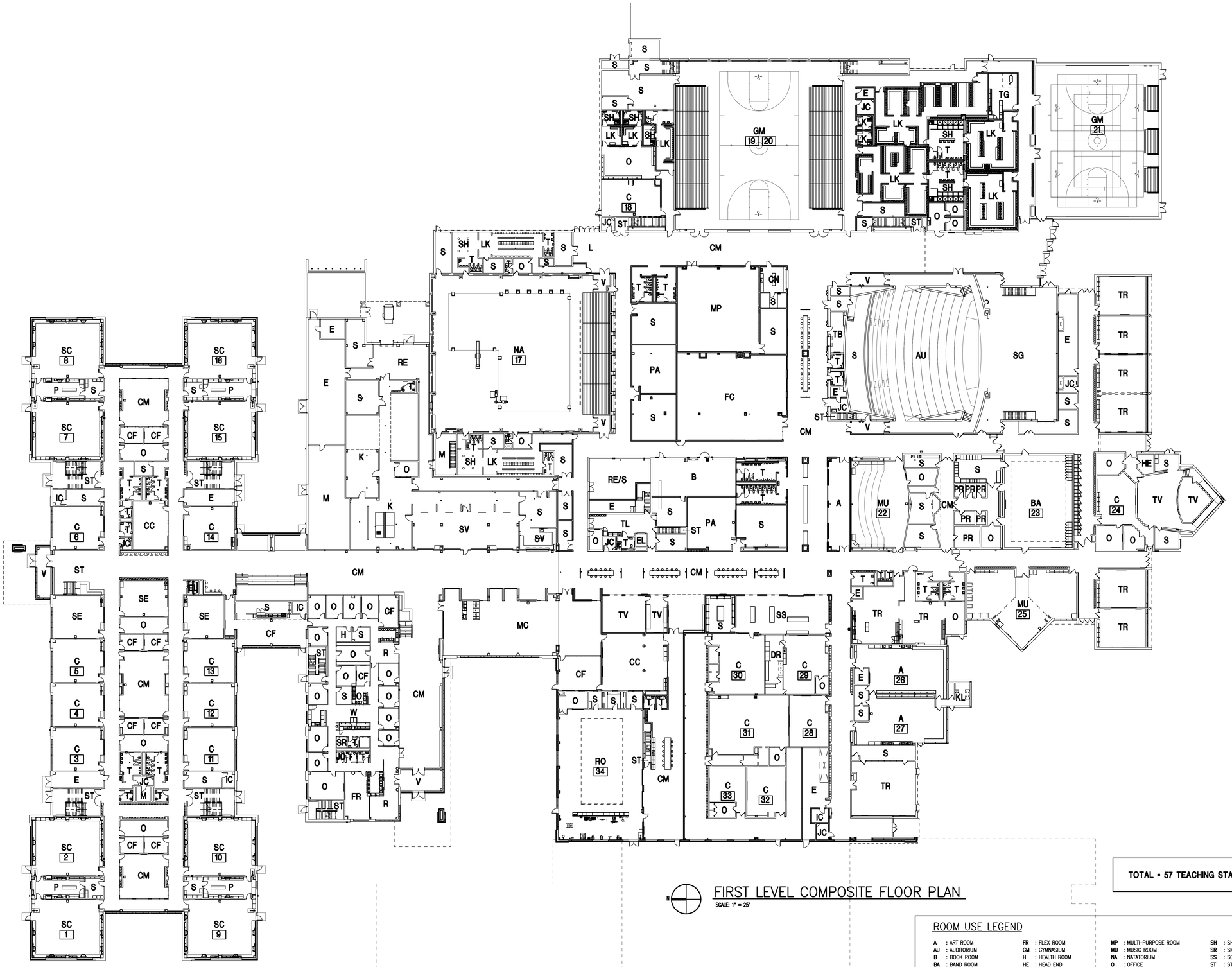

FIRST LEVEL COMPOSITE FLOOR PLAN

SCALE: 1" = 25'

TOTAL - 57 TEACHING STATIONS

ROOM USE LEGEND

A	: ART ROOM	FR	: FLEX ROOM	MP	: MULTI-PURPOSE ROOM	SH	: SHOWERS
AU	: AUDITORIUM	GM	: GYMNASIUM	MU	: MUSIC ROOM	SR	: SICK ROOM
B	: BOOK ROOM	H	: HEALTH ROOM	NA	: NATATORIUM	SS	: SCHOOL STORE
BA	: BAND ROOM	HE	: HEAD END	O	: OFFICE	ST	: STAIR
C	: CLASSROOM	IC	: IDF CLOSET	P	: PREP ROOM	SV	: SERVERY
CC	: COMPUTER CLASSROOM	JC	: JANITOR'S CLOSET	PA	: PERFORMING ARTS	T	: TOILET
CF	: CONFERENCE ROOM	K	: KITCHEN	PR	: PRACTICE ROOM	TB	: TICKET BOOTH
CM	: COMMONS	KL	: KILN	R	: ADMIN. RECEPTION	TC	: TRAINING ROOM
CN	: CONCESSIONS	L	: LOBBY	RE	: RECEIVING	TL	: TEACHER'S LOUNGE
DR	: DARK ROOM	LGI	: LARGE GROUP INSTRUCTION	RO	: ROBOTICS LAB	TR	: TRANSITIONS
E	: ELECTRICAL	LK	: LOCKER ROOM	S	: STORAGE	TV	: TV STUDIO / CONTROL
EL	: ELEVATOR	M	: MECHANICAL	SC	: SCIENCE CLASSROOM	V	: VESTIBULE
FC	: FITNESS CENTER	MC	: MEDIA CENTER	SG	: STAGE	W	: WORKROOM

WALLED LAKE CONSOLIDATED SCHOOLS

WALLED LAKE WESTERN HIGH SCHOOL

ARCHITECTURE

Drawing File: Q:\wcscd\2020maxi\20079\20079_cd\20079 Building Plans\High Schools\Western High School_1.dwg
May 15, 2023 9:01am

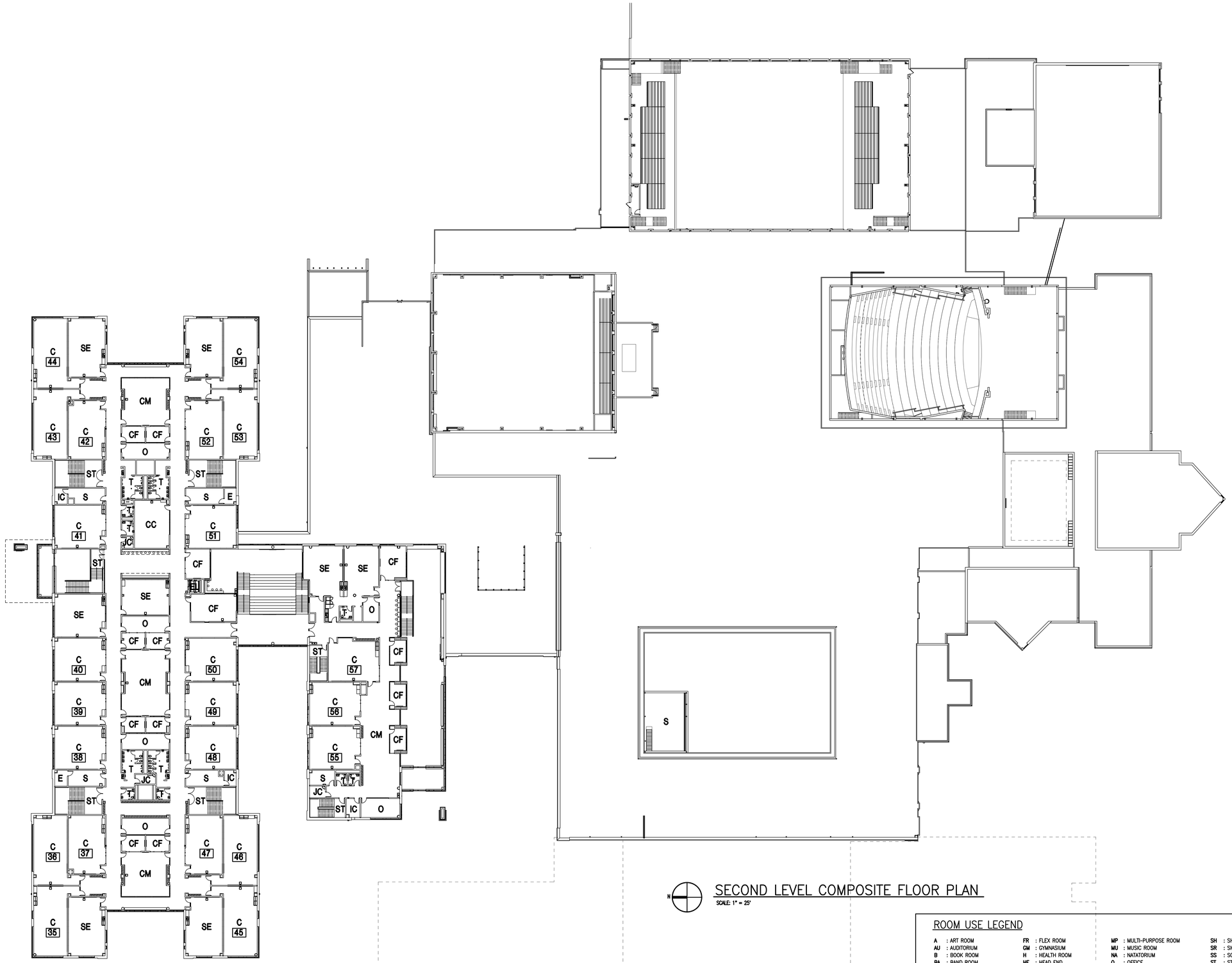

SECOND LEVEL COMPOSITE FLOOR PLAN

SCALE: 1" = 25'

ROOM USE LEGEND

A	: ART ROOM	FR	: FLEX ROOM	MP	: MULTI-PURPOSE ROOM	SH	: SHOWERS
AU	: AUDITORIUM	GM	: GYMNASIUM	MU	: MUSIC ROOM	SR	: SICK ROOM
B	: BOOK ROOM	H	: HEALTH ROOM	NA	: NATATORIUM	SS	: SCHOOL STORE
BA	: BAND ROOM	HE	: HEAD END	O	: OFFICE	ST	: STAIR
C	: CLASSROOM	IC	: IDF CLOSET	P	: PREP ROOM	SV	: SERVERY
CC	: COMPUTER CLASSROOM	JC	: JANITOR'S CLOSET	PA	: PERFORMING ARTS	T	: TOILET
CF	: CONFERENCE ROOM	K	: KITCHEN	PR	: PRACTICE ROOM	TB	: TICKET BOOTH
CM	: COMMONS	KL	: KILN	R	: ADMIN. RECEPTION	TG	: TRAINING ROOM
CN	: CONCESSIONS	L	: LOBBY	RE	: RECEIVING	TL	: TEACHER'S LOUNGE
DR	: DARK ROOM	LGI	: LARGE GROUP INSTRUCTION	RO	: ROBOTICS LAB	TR	: TRANSITIONS
E	: ELECTRICAL	LK	: LOCKER ROOM	S	: STORAGE	TV	: TV STUDIO / CONTROL
EL	: ELEVATOR	M	: MECHANICAL	SC	: SCIENCE CLASSROOM	V	: VESTIBULE
FC	: FITNESS CENTER	MC	: MEDIA CENTER	SG	: STAGE	W	: WORKROOM

WALLED LAKE CONSOLIDATED SCHOOLS

WALLED LAKE WESTERN HIGH SCHOOL

ARCHITECTURE

Drawing File: Q:\acad\2022tmpo\22079\22079_cd\22079 Building Plans\High Schools\Western High School_2.dwg
May 19, 2023 - 9:03am

Project Sheet

Walled Lake Early Childhood Center	**Project No.**	**20**

Description of Proposal/Series 1	
Description of Proposal/Series 2	
Description of Proposal/Series 3	
Description of Proposal/Series 4	Safety and security upgrades including technology infrastructure, window film, and secure entry. Provide non-instructional technology and equipment including network/server.
Instructional Technology Description	Provide new computers with monitors, printers, projectors, and other devices for students and teachers for instructional purposes.
Site Work Description	New parking lot. Storm water management.

Construction Cost Per Square Foot

New Construction Square Ft	0	**Cost per Sq Ft**	$ -
New Addition Square Ft.	0	**Cost per Sq Ft**	#DIV/0!

Statement describing any existing environmental or usability problems the proposed project will address. (ex: asbestos, energy use, or ADA requirements)

None noted

Estimated Cost of Proposed Construction Project

Column1	Proposal/Series 1	Proposal/Series 2	Proposal/Series 3	Series 4	Total
New Construction	0	0	0	0	**0**
Remodeling	0	0	0	245,923	**245,923**
Construction Contingency	0	0	0	120,150	**120,150**
Instructional Technology	0	0	0	86,986	**86,986**
Loose Furnishing /Equipment	0	0	0	208,312	**208,312**
Buses	0	0	0	0	**0**
Site Work	0	0	0	362,054	**362,054**
Site Acquisition	0	0	0	0	**0**
A/E Fees and Costs	0	0	0	58,250	**58,250**
CM Fees and Costs	0	0	0	26,213	**26,213**
Estimated Costs	**0**	**0**	**0**	**1,107,888**	**1,107,888**

Certificate by Registered Architect

I certify that I have assessed the conditions relative to this facility and the details of the proposed project(s) described above and the attached detail relative to the construction project(s) are true and correct to the best of my knowledge and belief.

Signature	12/14/2023 Date	TMP Architecture, Inc. Firm Name and License Number	21298
John J. Castellana, FAIA Printed Name	jcastellana@tmp-architecture.com E-mail Address		248-338-4561 Phone Number

WALLED LAKE COMMUNITY SCHOOL DISTRICT
Early Childhood Center
FACILITY ASSESSMENT

AUCH

38,385	sf	Existing
0	sf	New construction
38,385	sf	Total

MAY 2024 FINAL

DESCRIPTION	Quan.	Unit	Unit Cost	Trade Cost	SERIES 1	SERIES 2	SERIES 3	SERIES 4
New Construction								
NONE	0	sf	$220.00	0				$0
New Construction				**$0**	**$0**	**$0**	**$0**	**$0**
Site Work								
New Parking Lot	22,500	sf	$12.50	$281,250				$281,250
Storm Water Management	1	ls	$50,000.00	$50,000				$50,000
	0	ls	$0.00	$0				$0
Site Work				**$331,250**	**$0**	**$0**	**$0**	**$331,250**
Architectural								
Building Enclosure								
Security measures - Window Film & Secure Entry	1	ls	$225,000.00	$225,000				$225,000
a	0	sf	$0.00	$0				$0
a	0	sf	$0.00	$0				$0
Interior								
a	0	sf	$0.00	$0				$0
a	0	sf	$0.00	$0				$0
Architectural				**$225,000**	**$0**	**$0**	**$0**	**$225,000**
Mechanical Work								
a	0	sf	$0.00	$0				$0
a	0	sf	$0.00	$0				$0
Mechanical				**$0**	**$0**	**$0**	**$0**	**$0**
Electrical								
a	0	sf	$0.00	$0				$0
a	0	sf	$0.00	$0				$0
a	0	sf	$0.00	$0				$0
Electrical				**$0**	**$0**	**$0**	**$0**	**$0**
Total Cost				**$556,250**	**$0**	**$0**	**$0**	**$556,250**
General Conditions	8.00%			$44,500	$0	$0	$0	$44,500
Subtotal				**$600,750**	**$0**	**$0**	**$0**	**$600,750**
Estimating & Escalation Contingency	15.00%			$90,113	$0	$0	$0	$90,113
Construction Contingency	5.00%			$30,038	$0	$0	$0	$30,038
Total Direct Costs				**$720,900**	**$0**	**$0**	**$0**	**$720,900**
Testing	0.50%			$3,605	$0	$0	$0	$3,605
Utility Permits & Fees	0.00%			$0	$0	$0	$0	$0
Subtotal				**$724,505**	**$0**	**$0**	**$0**	**$724,505**
Permits	0.50%			$3,623	$0	$0	$0	$3,623
Subtotal				**$728,127**	**$0**	**$0**	**$0**	**$728,127**
A/E Fees & Costs	8.00%			$58,250	$0	$0	$0	$58,250
CM Fees & Costs	3.60%			$26,213	$0	$0	$0	$26,213
Subtotal				**$812,590**	**$0**	**$0**	**$0**	**$812,590**
Instructional Technology				$86,986	$0	$0		$86,986
Non Instructional Technology				$106,039	$0	$0		$106,039
Furnishings				$0	$0	$0		$0
Equipment				$102,273	$0	$0		$102,273
Buses				$0	$0	$0		$0
TOTAL COSTS				**$1,107,888**	**$0**	**$0**	**$0.00**	**$1,107,888**

WALLED LAKE COMMUNITY SCHOOL DISTRICT
Early Childhood Center
FACILITY ASSESSMENT

New Construction		1	SF	$0.00	$0.00	TOTAL COST
Remodeling					$245,923.29	
Construction Contingency					$120,150.00	
Instructional Technology					$86,986.00	
Loose Furnishing/Equipment					$208,312.28	
Buses					$0.00	
Site Work					$362,053.73	
Site Acquisition					$0.00	
Architectural Fees and Costs					$58,250.16	
CM Fees and Costs					$26,212.57	
	TOTAL COSTS				**$1,107,888**	

New Construction		0	SF	$0.00	$0.00	SERIES 1
Remodeling					$0.00	
Construction Contingency					$0.00	
Instructional Technology					$0.00	
Loose Furnishing/Equipment					$0.00	
Buses					$0.00	
Site Work					$0.00	
Site Acquisition					$0.00	
Architectural Fees and Costs					$0.00	
CM Fees and Costs					$0.00	
	TOTAL COSTS				**$0**	

New Construction		0	SF	$0.00	$0.00	SERIES 2
Remodeling					$0.00	
Construction Contingency					$0.00	
Instructional Technology					$0.00	
Loose Furnishing/Equipment					$0.00	
Buses					$0.00	
Site Work					$0.00	
Site Acquisition					$0.00	
Architectural Fees and Costs					$0.00	
CM Fees and Costs					$0.00	
	TOTAL COSTS				**$0**	

New Construction		0	SF	$0.00	$0.00	SERIES 3
Remodeling					$0.00	
Construction Contingency					$0.00	
Instructional Technology						
Loose Furnishing/Equipment					$0.00	
Buses						
Site Work					$0.00	
Site Acquisition					$0.00	
Architectural Fees and Costs					$0.00	
CM Fees and Costs					$0.00	
	TOTAL COSTS				**$0**	

New Construction		0	SF		$0.00	SERIES 4
Remodeling					$245,923.29	
Construction Contingency					$120,150.00	
Instructional Technology					$86,986.00	
Loose Furnishing/Equipment					$208,312.28	
Buses					$0.00	
Site Work					$362,053.73	
Site Acquisition					$0.00	
Architectural Fees and Costs					$58,250.16	
CM Fees and Costs					$26,212.57	
	TOTAL COSTS				**$1,107,888**	

ROOM USE LEGEND

C	: CLASSROOM
CF	: CONFERENCE ROOM
E	: ELECTRICAL
H	: HEALTH ROOM
IC	: IDF CLOSET
JC	: JANITOR'S CLOSET
K	: KITCHEN
L	: LOBBY
LGI	: LARGE GROUP INSTRUCTION
M	: MECHANICAL
MP	: MULTIPURPOSE ROOM
O	: OFFICE
R	: ADMIN. RECEPTION
RE	: RECEIVING
S	: STORAGE
SE	: SPECIAL ED. CLASSROOM
SN	: SENSORY ROOM
SP	: SPEECH ROOM
SR	: SICK ROOM
T	: TOILET
TL	: TEACHER'S LOUNGE
V	: VESTIBULE
W	: WORKROOM

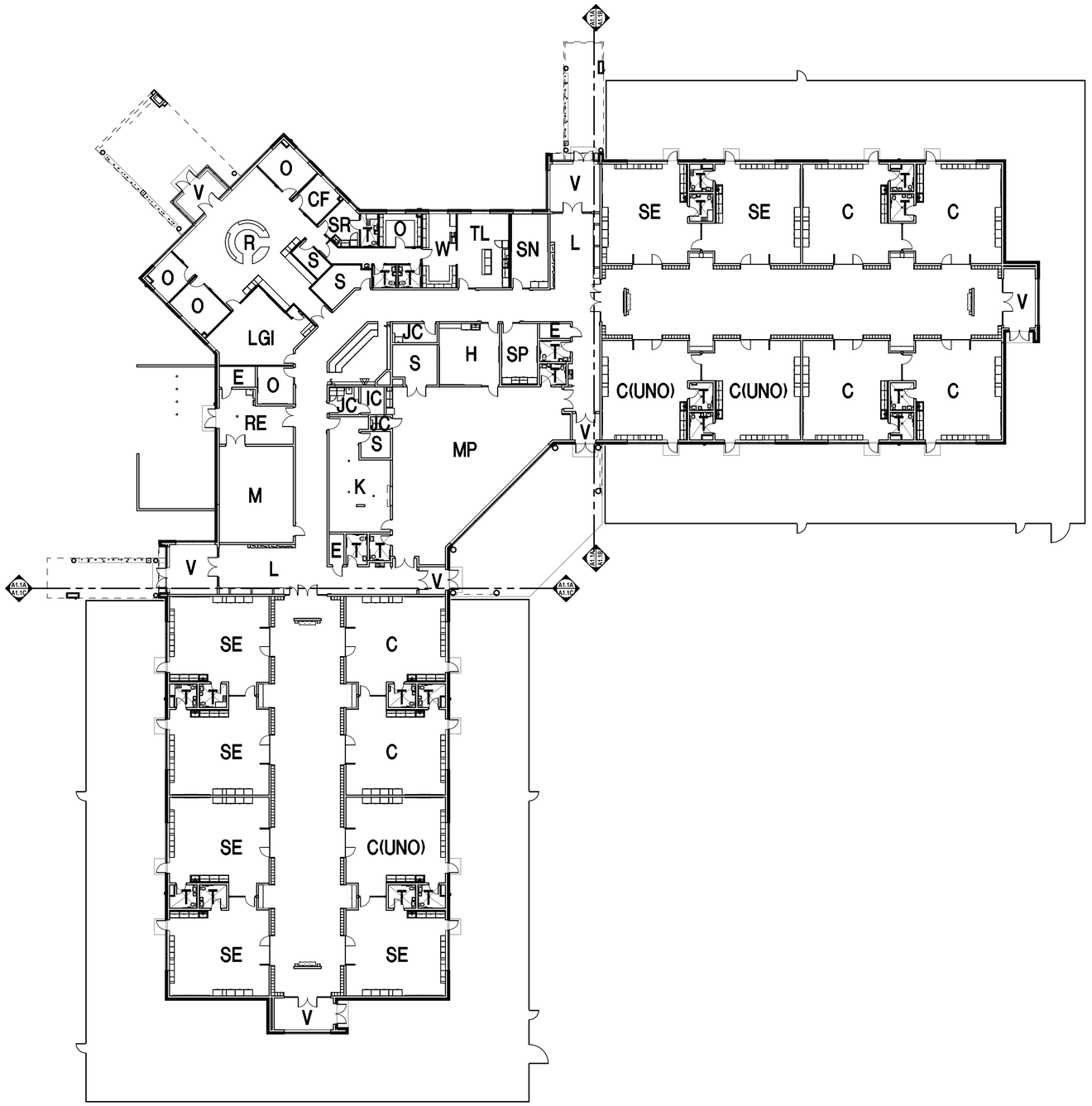

N

COMPOSITE FLOOR PLAN

EXISTING CONDITIONS

WALLED LAKE CONSOLIDATED SCHOOLS

EARLY CHILDHOOD CENTER

APRIL 2023

ARCHITECTURE

Project Sheet

Twin Sun Early Childhood Center	**Project No.**	**21**

Description of Proposal/Series 1	
Description of Proposal/Series 2	
Description of Proposal/Series 3	
Description of Proposal/Series 4	
Instructional Technology Description	
Site Work Description	Demolish building and return to lawn.

Construction Cost Per Square Foot

New Construction Square Ft	0	**Cost per Sq Ft**	$ -
New Addition Square Ft.	0	**Cost per Sq Ft**	#DIV/0!

Statement describing any existing environmental or usability problems the proposed project will address. (ex: asbestos, energy use, or ADA requirements)

Remove asbestos prior to demolition.

Estimated Cost of Proposed Construction Project

Column1	Proposal/Series 1	Proposal/Series 2	Proposal/Series 3	Series 4	Total
New Construction	0	0	0	0	**0**
Remodeling	0	0	0	0	**0**
Construction Contingency	0	0	0	14,040	**14,040**
Instructional Technology	0	0	0	0	**0**
Loose Furnishing /Equipment	0	0	0	0	**0**
Buses	0	0	0	0	**0**
Site Work	0	0	0	71,045	**71,045**
Site Acquisition	0	0	0	0	**0**
A/E Fees and Costs	0	0	0	6,807	**6,807**
CM Fees and Costs	0	0	0	3,063	**3,063**
Estimated Costs	**0**	**0**	**0**	**94,954**	**94,954**

Certificate by Registered Architect

I certify that I have assessed the conditions relative to this facility and the details of the proposed project(s) described above and the attached detail relative to the construction project(s) are true and correct to the best of my knowledge and belief.

Signature	12/14/2023 Date	TMP Architecture, Inc. Firm Name and License Number	21298

John J. Castellana, FAIA Printed Name	jcastellana@tmp-architecture.com E-mail Address		248-338-4561 Phone Number

WALLED LAKE COMMUNITY SCHOOL DISTRICT
Twin Sun
FACILITY ASSESSMENT

AUCH

MAY 2024 FINAL

11,475	sf	Existing
0	sf	New construction
11,475	sf	Total

DESCRIPTION	Quan.	Unit	Unit Cost	Trade Cost	SERIES 1	SERIES 2	SERIES 3	SERIES 4
New Construction								
a	0	sf	$0.00	0				$0
	0	ls	$0.00	0				$0.00
New Construction				**$0**	**$0**	**$0**	**$0**	**$0**
Site Work								
Demo building	1	ls	$65,000.00	$65,000				$65,000
Site Work				**$65,000**	**$0**	**$0**	**$0**	**$65,000**
Architectural								
Building Enclosure								
a	0	sf	$0.00	$0				$0
a	0	sf	$0.00	$0				$0
Interior								$0
a	0	sf	$7.00	$0				$0
Architectural				**$0**	**$0**	**$0**	**$0**	**$0**
Mechanical Work								
NONE	0	ls	$25,000.00	$0				$0
a	0	sf	$0.00	$0				$0
a	0	sf	$0.00	$0				$0
Mechanical				**$0**	**$0**	**$0**	**$0**	**$0**
Electrical								
a	0	sf	$8.50	$0				$0
a	0	sf	$0.00	$0				$0
a	0	sf	$0.00	$0				$0
Electrical				**$0**	**$0**	**$0**	**$0**	**$0**
Total Cost				**$65,000**	**$0**	**$0**	**$0**	**$65,000**
General Conditions	8.00%			$5,200	$0	$0	$0	$5,200
Subtotal				**$70,200**	**$0**	**$0**	**$0**	**$70,200**
Estimating & Escalation Contingency	15.00%			$10,530	$0	$0	$0	$10,530
Construction Contingency	5.00%			$3,510	$0	$0	$0	$3,510
Total Direct Costs				**$84,240**	**$0**	**$0**	**$0**	**$84,240**
Testing	0.50%			$421	$0	$0	$0	$421
Utility Permits & Fees	0.00%			$0	$0	$0	$0	$0
Subtotal				**$84,661**	**$0**	**$0**	**$0**	**$84,661**
Permits	0.50%			$423	$0	$0	$0	$423
Subtotal				**$85,085**	**$0**	**$0**	**$0**	**$85,085**
A/E Fees & Costs	8.00%			$6,807	$0	$0	$0	$6,807
CM Fees & Costs	3.60%			$3,063	$0	$0	$0	$3,063
Subtotal				**$94,954**	**$0**	**$0**	**$0**	**$94,954**
Instructional Technology				$0	$0	$0		$0
Non Instructional Technology				$0	$0	$0		$0
Furnishings				$0	$0	$0		$0
Equipment				$0	$0	$0		$0
Buses				$0	$0	$0		$0
TOTAL COSTS				**$94,954**	**$0**	**$0**	**$0**	**$94,954**

WALLED LAKE COMMUNITY SCHOOL DISTRICT
Twin Sun
FACILITY ASSESSMENT

New Construction	0	SF	$0.00	$0.00	TOTAL COST
Remodeling				$0.00	
Construction Contingency				$14,040.00	
Instructional Technology				$0.00	
Loose Furnishing/Equipment				$0.00	
Buses				$0.00	
Site Work				$71,044.51	
Site Acquisition				$0.00	
Architectural Fees and Costs				$6,806.76	
CM Fees and Costs				$3,063.04	
TOTAL COSTS				**$94,954**	

New Construction	0	SF	$0.00	$0.00	SERIES 1
Remodeling				$0.00	
Construction Contingency				$0.00	
Instructional Technology				$0.00	
Loose Furnishing/Equipment				$0.00	
Buses				$0.00	
Site Work				$0.00	
Site Acquisition				$0.00	
Architectural Fees and Costs				$0.00	
CM Fees and Costs				$0.00	
TOTAL COSTS				**$0**	

New Construction	0	SF	$0.00	$0.00	SERIES 2
Remodeling				$0.00	
Construction Contingency				$0.00	
Instructional Technology				$0.00	
Loose Furnishing/Equipment				$0.00	
Buses				$0.00	
Site Work				$0.00	
Site Acquisition				$0.00	
Architectural Fees and Costs				$0.00	
CM Fees and Costs				$0.00	
TOTAL COSTS				**$0**	

New Construction	0	SF	$0.00	$0.00	SERIES 3
Remodeling				$0.00	
Construction Contingency				$0.00	
Instructional Technology				$0.00	
Loose Furnishing/Equipment				$0.00	
Buses				$0.00	
Site Work				$0.00	
Site Acquisition				$0.00	
Architectural Fees and Costs				$0.00	
CM Fees and Costs				$0.00	
TOTAL COSTS				**$0**	

New Construction	0	SF		$0.00	SERIES 4
Remodeling				$0.00	
Construction Contingency				$14,040.00	
Instructional Technology				$0.00	
Loose Furnishing/Equipment				$0.00	
Buses				$0.00	
Site Work				$71,044.51	
Site Acquisition				$0.00	
Architectural Fees and Costs				$6,806.76	
CM Fees and Costs				$3,063.04	
TOTAL COSTS				**$94,954**	

ROOM USE LEGEND

C	: CLASSROOM
CO	: COPY ROOM
GMR	: GROSS MOTOR ROOM
M	: MECHANICAL
O	: OFFICE
S	: STORAGE
SE	: SPECIAL ED. CLASSROOM
SP	: SPEECH ROOM
T	: TOILET
TL	: TEACHER'S LOUNGE

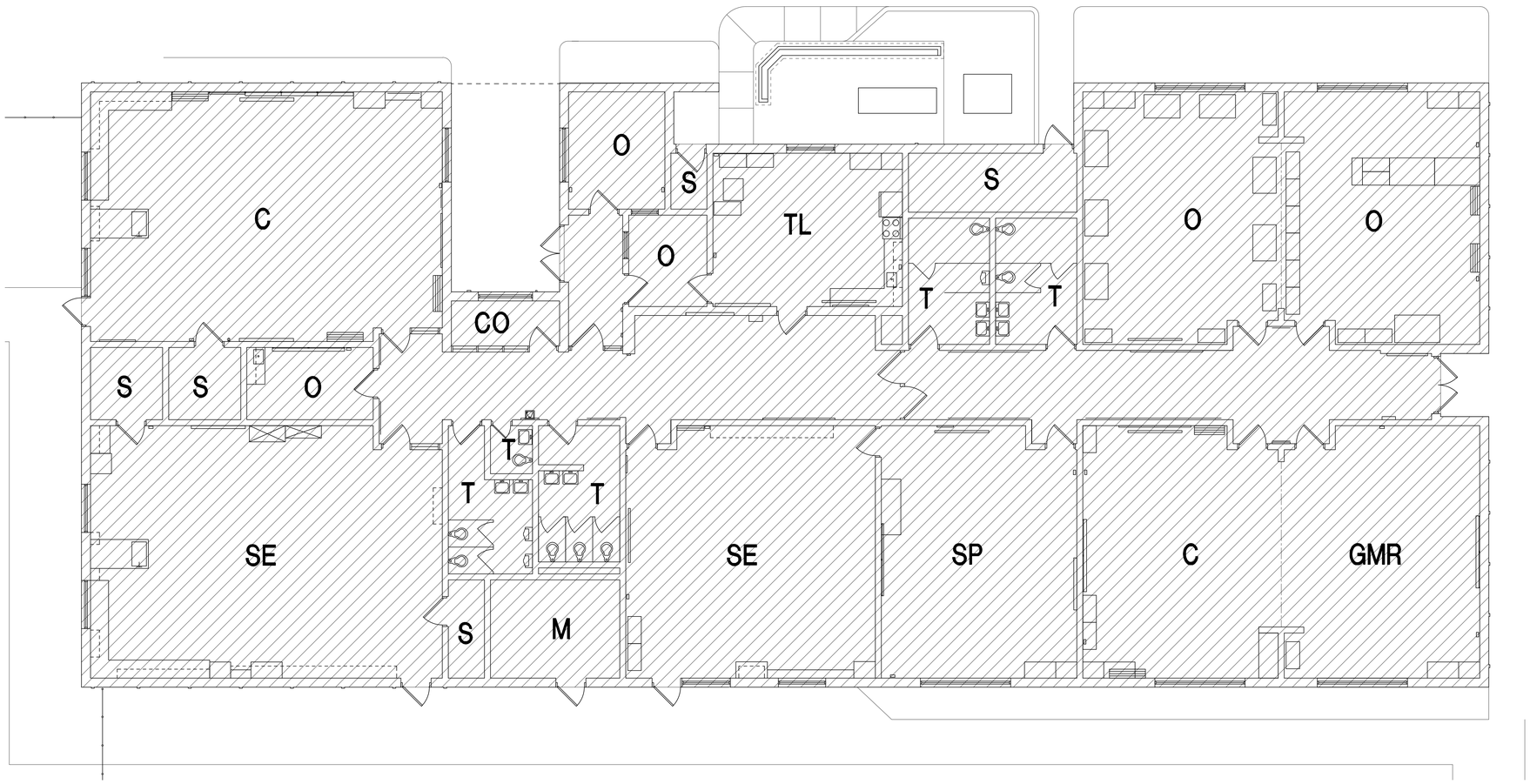

N

TWIN SUN PRE-SCHOOL

EXISTING CONDITIONS

WALLED LAKE CONSOLIDATED SCHOOLS

TWIN SUN PRE-SCHOOL

APRIL 2023

ARCHITECTURE

Project Sheet

Outdoor Education Center	Project No.	22

Description of Proposal/Series 1	
Description of Proposal/Series 2	
Description of Proposal/Series 3	
Description of Proposal/Series 4	Safety and security upgrades including technology infrastructure, window film, and secure entry. Replace roof. Reinforce basement wall. Renovate Dorms including flooring, ceilings, and walls, and upgrade exterior wall (siding/panels). Replace carpet and cabinets. Upgrade restrooms. Renovate kitchen including flooring, ceiling, and exhaust hood. Mechanical upgrades including replacement of hot water heaters and faucets. Electrical upgrades including Energy Management System, exterior light override, and LED lighting. Provide non-instructional technology and equipment including network/server.
Instructional Technology Description	Provide new computers, monitors, projectors, and other devices for student and teacher instructional purposes
Site Work Description	Replace sidewalks. Upgrade Ropes Course.

Construction Cost Per Square Foot

New Construction Square Ft	0	**Cost per Sq Ft**	$ -
New Addition Square Ft.	0	**Cost per Sq Ft**	#DIV/0!

Statement describing any existing environmental or usability problems the proposed project will address. (ex: asbestos, energy use, or ADA requirements)

Abatement

Estimated Cost of Proposed Construction Project

Column1	Proposal/Series 1	Proposal/Series 2	Proposal/Series 3	Series 4	Total
New Construction	0	0	0	0	**0**
Remodeling	0	0	0	2,610,745	**2,610,745**
Construction Contingency	0	0	0	546,182	**546,182**
Instructional Technology	0	0	0	43,051	**43,051**
Loose Furnishing /Equipment	0	0	0	205,521	**205,521**
Buses	0	0	0	0	**0**
Site Work	0	0	0	153,019	**153,019**
Site Acquisition	0	0	0	0	**0**
A/E Fees and Costs	0	0	0	264,796	**264,796**
CM Fees and Costs	0	0	0	119,158	**119,158**
Estimated Costs	**0**	**0**	**0**	**3,942,471**	**3,942,471**

Certificate by Registered Architect

I certify that I have assessed the conditions relative to this facility and the details of the proposed project(s) described above and the attached detail relative to the construction project(s) are true and correct to the best of my knowledge and belief.

Signature	12/14/2023 Date	TMP Architecture, Inc. Firm Name and License Number	21298

John J. Castellana, FAIA Printed Name	jcastellana@tmp-architecture.com E-mail Address		248-338-4561 Phone Number

WALLED LAKE COMMUNITY SCHOOL DISTRICT
Outdoor Center
FACILITY ASSESSMENT

AUCH

MAY 2024 FINAL

15,967	sf	Existing
0	sf	New construction
15,967	sf	Total

DESCRIPTION	Quan.	Unit	Unit Cost	Trade Cost	SERIES 1	SERIES 2	SERIES 3	SERIES 4
New Construction								
NONE	0	sf	$0.00	0				$0
New Construction				**$0**	**$0**	**$0**	**$0**	**$0**
Site Work								
Sidewalk Replacement	5,000	ls	$8.00	$40,000				$40,000
Upgrades at Ropes Course	1	ls	$100,000.00	$100,000				$100,000
a	0	ls	$0.00	$0				$0
Site Work				**$140,000**	**$0**	**$0**	**$0**	**$140,000**
Architectural								
Building Enclosure								
Roof Replacement	15,967	sf	$20.00	$319,340				$319,340
Security measures - Window Film & Secure Entry	1	ls	$75,000.00	$75,000				$75,000
Reinforce Basement Wall	1	ls	$150,000.00	$150,000				$150,000
Exterior Wall Upgrades at Dorm (siding / panels)	10,000	sf	$25.00	$250,000				$250,000
Interior								
Renovation work in dorms - Floors / Ceiling / Walls	3,000	sf	$75.00	$225,000				$225,000
Replace carpet	5,000	sf	$9.00	$45,000				$45,000
Replace cabinets	4	room	$27,000.00	$108,000				$108,000
Restroom Upgrades	4	ea	$30,000.00	$120,000				$120,000
Kitchen Renovation- Floors / Ceiling / Exhaust Hood	1	ls	$550,000.00	$550,000				$550,000
Abatement	1	ls	$25,000.00	$25,000				$25,000
Architectural				**$1,867,340**	**$0**	**$0**	**$0**	**$1,867,340**
Mechanical Work								
Energy Management System - exterior light override	1	ls	$25,000.00	$25,000				$25,000
Touch less faucets in classrooms	4	ea	$2,000.00	$8,000				$8,000
Replace hot water heaters	2	ea	$10,000.00	$20,000				$20,000
Mechanical				**$53,000**	**$0**	**$0**	**$0**	**$53,000**
Electrical								
Replace interior lighting with LED	15,967	sf	$9.00	$143,703				$143,703
Technology Infrastructure - Fiber Optics/ PA/ Security/ Cat6 Cable	1	ls	$324,578.00	$324,578				$324,578
Electrical				**$468,281**	**$0**	**$0**	**$0**	**$468,281**
Total Cost				**$2,528,621**	**$0**	**$0**	**$0**	**$2,528,621**
General Conditions	8.00%			$202,290	$0	$0	$0	$202,290
Subtotal				**$2,730,911**	**$0**	**$0**	**$0**	**$2,730,911**
Estimating & Escalation Contingency	15.00%			$409,637	$0	$0	$0	$409,637
Construction Contingency	5.00%			$136,546	$0	$0	$0	$136,546
Total Direct Costs				**$3,277,093**	**$0**	**$0**	**$0**	**$3,277,093**
Testing	0.50%			$16,385	$0	$0	$0	$16,385
Utility Permits & Fees	0.00%			$0	$0	$0	$0	$0
Subtotal				**$3,293,478**	**$0**	**$0**	**$0**	**$3,293,478**
Permits	0.50%			$16,467	$0	$0	$0	$16,467
Subtotal				**$3,309,946**	**$0**	**$0**	**$0**	**$3,309,946**
A/E Fees & Costs	8.00%			$264,796	$0	$0	$0	$264,796
CM Fees & Costs	3.60%			$119,158	$0	$0	$0	$119,158
Subtotal				**$3,693,899**	**$0**	**$0**	**$0**	**$3,693,899**
Instructional Technology				$43,051	$0	$0		$43,051
Non Instructional Technology				$103,248	$0	$0		$103,248
Furnishings				$0	$0	$0		$0
Equipment				$102,273	$0	$0		$102,273
Buses				$0	$0	$0		$0
TOTAL COSTS				**$3,942,471**	**$0**	**$0**	**$0**	**$3,942,471**

WALLED LAKE COMMUNITY SCHOOL DISTRICT
Outdoor Center
FACILITY ASSESSMENT

New Construction	0	SF	$0.00	$0.00	TOTAL COST
Remodeling				$2,610,744.60	
Construction Contingency				$546,182.14	
Instructional Technology				$43,051.00	
Loose Furnishing/Equipment				$205,520.73	
Buses				$0.00	
Site Work				$153,018.94	
Site Acquisition				$0.00	
Architectural Fees and Costs				$264,795.65	
CM Fees and Costs				$119,158.04	
TOTAL COSTS				**$3,942,471**	

New Construction	0	SF	$0.00	$0.00	SERIES 1
Remodeling				$0.00	
Construction Contingency				$0.00	
Instructional Technology				$0.00	
Loose Furnishing/Equipment				$0.00	
Buses				$0.00	
Site Work				$0.00	
Site Acquisition				$0.00	
Architectural Fees and Costs				$0.00	
CM Fees and Costs				$0.00	
TOTAL COSTS				**$0**	

New Construction	0	SF	$0.00	$0.00	SERIES 2
Remodeling				$0.00	
Construction Contingency				$0.00	
Instructional Technology				$0.00	
Loose Furnishing/Equipment				$0.00	
Buses				$0.00	
Site Work				$0.00	
Site Acquisition				$0.00	
Architectural Fees and Costs				$0.00	
CM Fees and Costs				$0.00	
TOTAL COSTS				**$0**	

New Construction	0	SF	$0.00	$0.00	SERIES 3
Remodeling				$0.00	
Construction Contingency				$0.00	
Instructional Technology					
Loose Furnishing/Equipment				$0.00	
Buses					
Site Work				$0.00	
Site Acquisition				$0.00	
Architectural Fees and Costs				$0.00	
CM Fees and Costs				$0.00	
TOTAL COSTS				**$0**	

New Construction	0	SF	#DIV/0!	$0.00	SERIES 4
Remodeling				$2,610,744.60	
Construction Contingency				$546,182.14	
Instructional Technology				$43,051.00	
Loose Furnishing/Equipment				$205,520.73	
Buses				$0.00	
Site Work				$153,018.94	
Site Acquisition				$0.00	
Architectural Fees and Costs				$264,795.65	
CM Fees and Costs				$119,158.04	
TOTAL COSTS				**$3,942,471**	

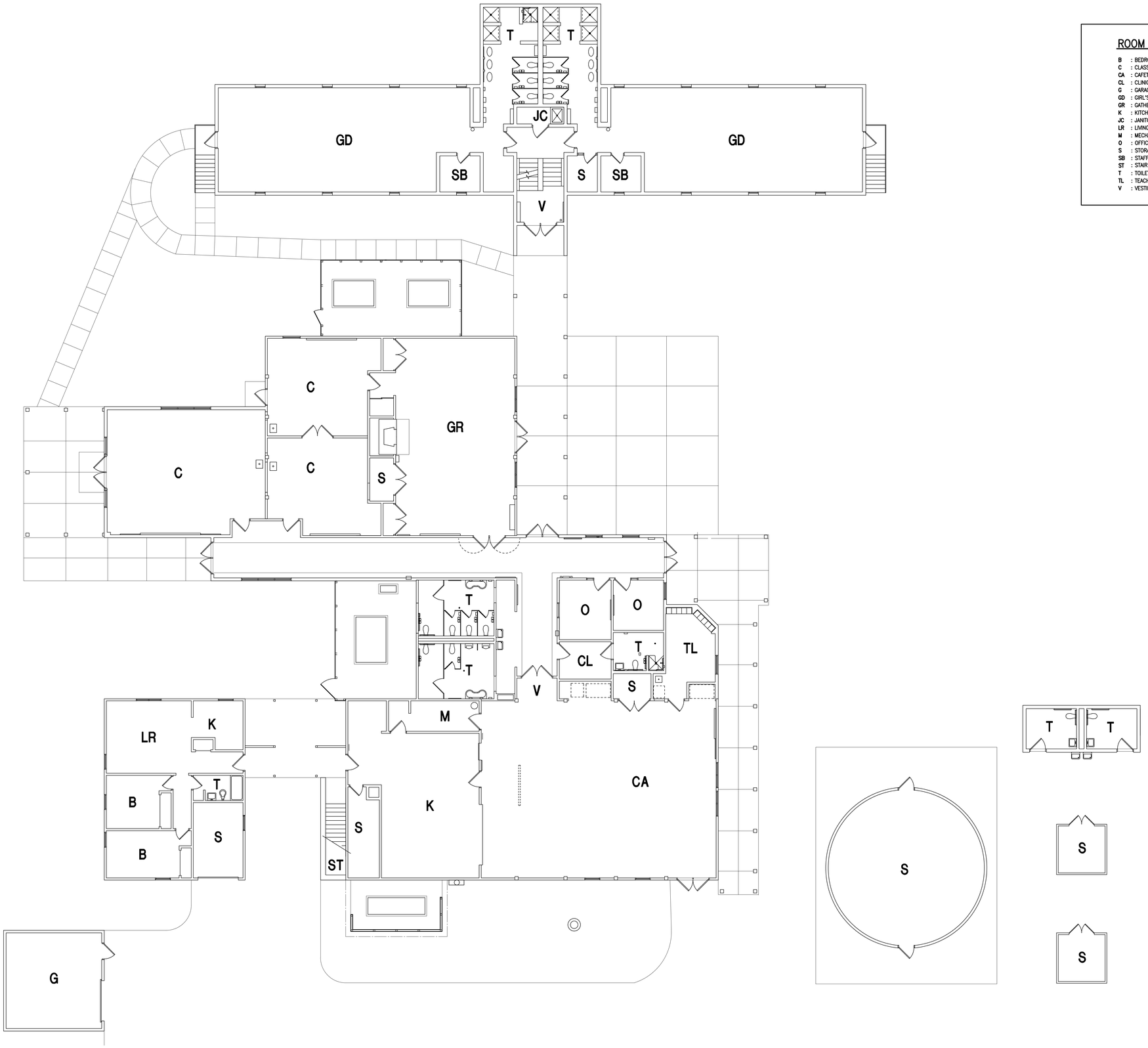

ROOM USE LEGEND

B	: BEDROOM
C	: CLASSROOM
CA	: CAFETERIA
CL	: CLINIC
G	: GARAGE
GD	: GIRL'S DORM
GR	: GATHERING ROOM
K	: KITCHEN
JC	: JANITOR'S CLOSET
LR	: LIVING ROOM
M	: MECHANICAL
O	: OFFICE
S	: STORAGE
SB	: STAFF BEDROOM
ST	: STAIR
T	: TOILET
TL	: TEACHER'S LOUNGE
V	: VESTIBULE

EXISTING CONDITIONS

WALLED LAKE CONSOLIDATED SCHOOLS

OUTDOOR EDUCATION CENTER

APRIL 2023

ARCHITECTURE

Project Sheet

Maintenance/Transportation Facility	Project No.	23

Description of Proposal/Series 1	
Description of Proposal/Series 2	
Description of Proposal/Series 3	
Description of Proposal/Series 4	Safety and Security upgrades including technology infrastructure, window film, and secure entry. Renovations at entrance, drivers' lounge, and conference rooms including flooring and walls. Replace interior ceilings. Mechanical upgrades including air handling units, boilers and hot water heater replacement. Electrical upgrades including LED lighting and Energy Management System upgrades. Provide non-instructional technology and equipment including network/server. Provide buses.
Instructional Technology Description	
Site Work Description	Paving upgrades. Replace sidewalks.

Construction Cost Per Square Foot

New Construction Square Ft	0	**Cost per Sq Ft**	$ -
New Addition Square Ft.	0	**Cost per Sq Ft**	#DIV/0!

Statement describing any existing environmental or usability problems the proposed project will address. (ex: asbestos, energy use, or ADA requirements)

None noted

Estimated Cost of Proposed Construction Project

Column1	Proposal/Series 1	Proposal/Series 2	Proposal/Series 3	Series 4	Total
New Construction	0	0	0	0	**0**
Remodeling	0	0	0	3,202,058	**3,202,058**
Construction Contingency	0	0	0	1,019,439	**1,019,439**
Instructional Technology	0	0	0	0	**0**
Loose Furnishing /Equipment	0	0	0	190,928	**190,928**
Buses	0	0	0	3,000,000	**3,000,000**
Site Work	0	0	0	1,956,456	**1,956,456**
Site Acquisition	0	0	0	0	**0**
A/E Fees and Costs	0	0	0	494,236	**494,236**
CM Fees and Costs	0	0	0	222,406	**222,406**
Estimated Costs	**0**	**0**	**0**	**10,085,524**	**10,085,524**

Certificate by Registered Architect

I certify that I have assessed the conditions relative to this facility and the details of the proposed project(s) described above and the attached detail relative to the construction project(s) are true and correct to the best of my knowledge and belief.

Signature	12/14/2023 Date	TMP Architecture, Inc. Firm Name and License Number	21298

John J. Castellana, FAIA Printed Name	jcastellana@tmp-architecture.com E-mail Address		248-338-4561 Phone Number

WALLED LAKE COMMUNITY SCHOOL DISTRICT
Operations
FACILITY ASSESSMENT

AUCH

MAY 2024 FINAL

25,500	sf	Existing
0	sf	New construction
25,500	sf	Total

DESCRIPTION	Quan.	Unit	Unit Cost	Trade Cost	SERIES 1	SERIES 2	SERIES 3	SERIES 4
New Construction								
NONE	0	sf	$0.00	0				$0
New Construction				**$0**	**$0**	**$0**	**$0**	**$0**
Site Work								
Paving upgrades	1	ls	$1,750,000.00	$1,750,000				$1,750,000
Sidewalk Replacement	5,000	sf	$8.00	$40,000				$40,000
a	0	ls	$0.00	$0				$0
a	0	ls	$0.00	$0				$0
	0	ls	$0.00	$0				$0
Site Work				**$1,790,000**	**$0**	**$0**	**$0**	**$1,790,000**
Architectural								
Building Enclosure								
Security Upgrades	1	ls	$75,000.00	$75,000				$75,000
a	0	sf	$0.00	$0				$0
a	0	sf	$0.00	$0				$0
Interior								$0
Building Renovations - entrance, drivers lounge & conference rooms - Floors / Walls	25,500	sf	$75.00	$1,912,500				$1,912,500
Replace Interior ceilings	25,500	sf	$7.00	$178,500				$178,500
a	0	sf	$0.00	$0				$0
Architectural				**$2,166,000**	**$0**	**$0**	**$0**	**$2,166,000**
Mechanical Work								
Energy Management System - exterior light override	1	ls	$25,000.00	$25,000				$25,000
Replace boilers	2	ea	$35,000.00	$70,000				$70,000
Replace Air Handling Equipment	1	ls	$200,000.00	$200,000				$200,000
Replace hot water heaters	3	ea	$7,500.00	$22,500				$22,500
a	0	sf	$0.00	$0				$0
Mechanical				**$317,500**	**$0**	**$0**	**$0**	**$317,500**
Electrical								
Replace interior lighting with LED	25,500	sf	$9.00	$229,500				$229,500
Technology Infrastructure - Fiber Optics/ PA/ Security/ Cat6 Cable	1	ls	$216,625.00	$216,625				$216,625
a	0	sf	$0.00	$0				$0
Electrical				**$446,125**	**$0**	**$0**	**$0**	**$446,125**
Total Cost				**$4,719,625**	**$0**	**$0**	**$0**	**$4,719,625**
General Conditions	8.00%			$377,570	$0	$0	$0	$377,570
Subtotal				**$5,097,195**	**$0**	**$0**	**$0**	**$5,097,195**
Estimating & Escalation Contingency	15.00%			$764,579	$0	$0	$0	$764,579
Construction Contingency	5.00%			$254,860	$0	$0	$0	$254,860
Total Direct Costs				**$6,116,634**	**$0**	**$0**	**$0**	**$6,116,634**
Testing	0.50%			$30,583	$0	$0	$0	$30,583
Utility Permits & Fees	0.00%			$0	$0	$0	$0	$0
Subtotal				**$6,147,217**	**$0**	**$0**	**$0**	**$6,147,217**
Permits	0.50%			$30,736	$0	$0	$0	$30,736
Subtotal				**$6,177,953**	**$0**	**$0**	**$0**	**$6,177,953**
A/E Fees & Costs	8.00%			$494,236	$0	$0	$0	$494,236
CM Fees & Costs	3.60%			$222,406	$0	$0	$0	$222,406
Subtotal				**$6,894,596**	**$0**	**$0**	**$0**	**$6,894,596**
Instructional Technology				$0	$0	$0		$0
Non Instructional Technology				$88,655	$0	$0		$88,655
Furnishings				$0	$0	$0		$0
Equipment				$102,273	$0	$0		$102,273
Buses				$3,000,000	$0	$0		$3,000,000
TOTAL COSTS				**$10,085,524**	**$0**	**$0**	**$0**	**$10,085,524**

WALLED LAKE COMMUNITY SCHOOL DISTRICT
Operations
FACILITY ASSESSMENT

New Construction	0	SF	$0.00	$0.00	
Remodeling				$3,202,057.86	
Construction Contingency				$1,019,439.00	
Instructional Technology				$0.00	
Loose Furnishing/Equipment				$190,927.73	
Buses				$3,000,000.00	
Site Work				$1,956,456.40	
Site Acquisition				$0.00	
Architectural Fees and Costs				$494,236.26	
CM Fees and Costs				$222,406.32	
TOTAL COSTS				**$10,085,524**	

New Construction	0	SF	$0.00	$0.00	SERIES 1
Remodeling				$0.00	
Construction Contingency				$0.00	
Instructional Technology				$0.00	
Loose Furnishing/Equipment				$0.00	
Buses				$0.00	
Site Work				$0.00	
Site Acquisition				$0.00	
Architectural Fees and Costs				$0.00	
CM Fees and Costs				$0.00	
TOTAL COSTS				**$0**	

New Construction	0	SF	$0.00	$0.00	SERIES 2
Remodeling				$0.00	
Construction Contingency				$0.00	
Instructional Technology				$0.00	
Loose Furnishing/Equipment				$0.00	
Buses				$0.00	
Site Work				$0.00	
Site Acquisition				$0.00	
Architectural Fees and Costs				$0.00	
CM Fees and Costs				$0.00	
TOTAL COSTS				**$0**	

New Construction	0	SF	$0.00	$0.00	SERIES 3
Remodeling				$0.00	
Construction Contingency				$0.00	
Instructional Technology					
Loose Furnishing/Equipment				$0.00	
Buses					
Site Work				$0.00	
Site Acquisition				$0.00	
Architectural Fees and Costs				$0.00	
CM Fees and Costs				$0.00	
TOTAL COSTS				**$0**	

New Construction	0	SF	#DIV/0!	$0.00	SERIES 4
Remodeling				$3,202,057.86	
Construction Contingency				$1,019,439.00	
Instructional Technology				$0.00	
Loose Furnishing/Equipment				$190,927.73	
Buses				$3,000,000.00	
Site Work				$1,956,456.40	
Site Acquisition				$0.00	
Architectural Fees and Costs				$494,236.26	
CM Fees and Costs				$222,406.32	
TOTAL COSTS				**$10,085,524**	

ROOM USE LEGEND

BS	: BUS SERVICE
BW	: BUS WASH
CS	: CARPENTRY SHOP
CF	: CONFERENCE ROOM
CO	: COPY ROOM
CU	: CUSTODIAL CLOSET
DL	: DRIVER'S LOUNGE
DS	: DISPATCH
E	: ELECTRICAL
EQ	: EQUIPMENT SHOP
ES	: ELECTRICAL SHOP
F	: FILES
FS	: FOOD SERVICE STORAGE
K	: KITCHEN
JC	: JANITOR'S CLOSET
LK	: LOCKSMITH
M	: MECHANICAL
MC	: MATERIAL CONTROL
ML	: MAINTENANCE LOUNGE
MZ	: MEZZANINE
O	: OFFICE
PS	: PLUMBING/ HVAC SHOP
RE	: RECEIVING
S	: STORAGE
ST	: STAIR
T	: TOILET
TC	: TOOL CRIB
DP	: DISPATCH
V	: VESTIBULE
WE	: WELDING
W	: WORKROOM

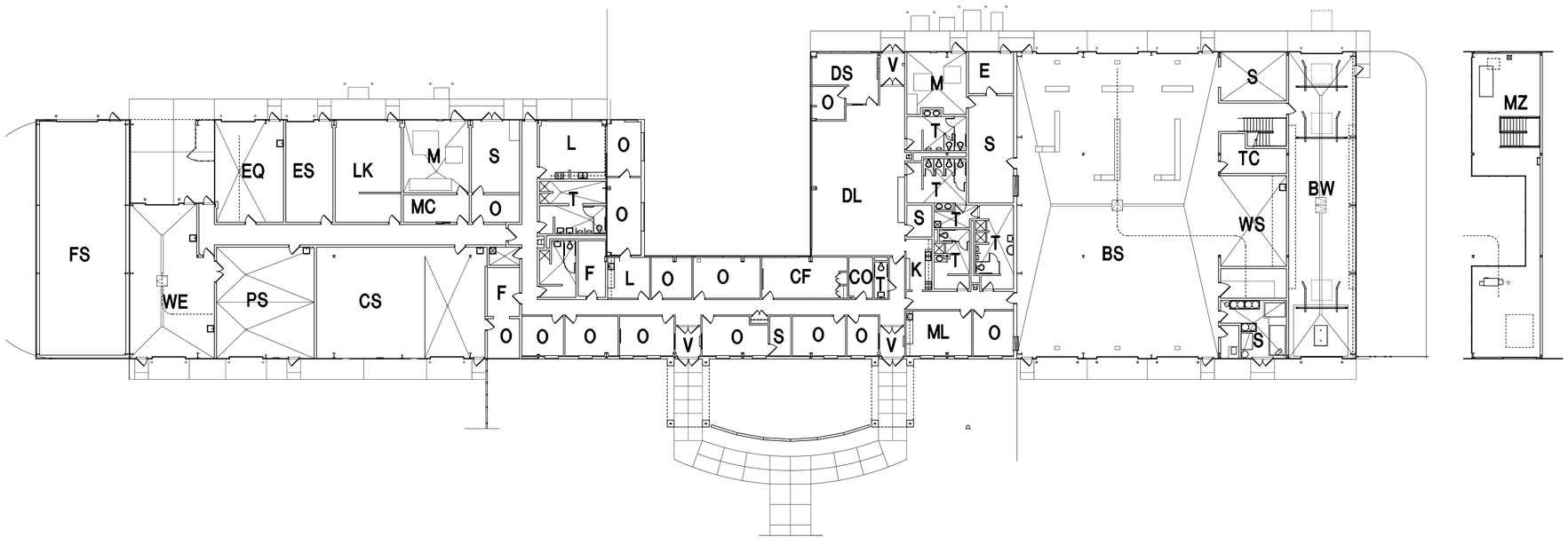

EXISTING CONDITIONS

WALLED LAKE CONSOLIDATED SCHOOLS

APRIL 2023

OPERATIONS AND MAINTENANCE BUILDING

ARCHITECTURE

Project Sheet

Educational Services Center	Project No.	24

Description of Proposal/Series 1	
Description of Proposal/Series 2	
Description of Proposal/Series 3	
Description of Proposal/Series 4	
Instructional Technology Description	
Site Work Description	Decommission building

Construction Cost Per Square Foot

New Construction Square Ft	0	**Cost per Sq Ft**	$ -
New Addition Square Ft.	0	**Cost per Sq Ft**	#DIV/0!

Statement describing any existing environmental or usability problems the proposed project will address. (ex: asbestos, energy use, or ADA requirements)

Remove asbestos.

Estimated Cost of Proposed Construction Project

Column1	Proposal/Series 1	Proposal/Series 2	Proposal/Series 3	Series 4	Total
New Construction	0	0	0	0	**0**
Remodeling	0	0	0	0	**0**
Construction Contingency	0	0	0	11,275	**11,275**
Instructional Technology	0	0	0	0	**0**
Loose Furnishing /Equipment	0	0	0	0	**0**
Buses	0	0	0	0	**0**
Site Work	0	0	0	57,054	**57,054**
Site Acquisition	0	0	0	0	**0**
A/E Fees and Costs	0	0	0	5,466	**5,466**
CM Fees and Costs	0	0	0	2,460	**2,460**
Estimated Costs	**0**	**0**	**0**	**76,256**	**76,256**

Certificate by Registered Architect

I certify that I have assessed the conditions relative to this facility and the details of the proposed project(s) described above and the attached detail relative to the construction project(s) are true and correct to the best of my knowledge and belief.

Signature	12/14/2023 Date	TMP Architecture, Inc. Firm Name and License Number	21298

John J. Castellana, FAIA Printed Name	jcastellana@tmp-architecture.com E-mail Address		248-338-4561 Phone Number

WALLED LAKE COMMUNITY SCHOOL DISTRICT
ESC
FACILITY ASSESSMENT

AUCH

MAY 2024 FINAL

52,200	sf	Existing
0	sf	New construction
52,200	sf	Total

DESCRIPTION	Quan.	Unit	Unit Cost	Trade Cost	SERIES 1	SERIES 2	SERIES 3	SERIES 4
New Construction								
NONE	0	sf	$0.00	0				$0
New Construction				**$0**	**$0**	**$0**	**$0**	**$0**
Site Work								
Decommision Building	1	ls	$52,200.00	$52,200				$52,200
a	0	ls	$0.00	$0				$0
	0	ls	$0.00	$0				$0
Site Work				**$52,200**	**$0**	**$0**	**$0**	**$52,200**
Architectural								
Building Enclosure								
a	0	sf	$0.00	$0				$0
a	0	sf	$0.00	$0				$0
Interior								$0
a	0	sf	$0.00	$0				$0
a	0	sf	$0.00	$0				$0
Architectural				**$0**	**$0**	**$0**	**$0**	**$0**
Mechanical Work								
a	0	sf	$0.00	$0				$0
a	0	sf	$0.00	$0				$0
Mechanical				**$0**	**$0**	**$0**	**$0**	**$0**
Electrical								
a	0	sf	$0.00	$0				$0
Electrical				**$0**	**$0**	**$0**	**$0**	**$0**
Total Cost				**$52,200**	**$0**	**$0**	**$0**	**$52,200**
General Conditions	8.00%			$4,176	$0	$0	$0	$4,176
Subtotal				**$56,376**	**$0**	**$0**	**$0**	**$56,376**
Estimating & Escalation Contingency	15.00%			$8,456	$0	$0	$0	$8,456
Construction Contingency	5.00%			$2,819	$0	$0	$0	$2,819
Total Direct Costs				**$67,651**	**$0**	**$0**	**$0**	**$67,651**
Testing	0.50%			$338	$0	$0	$0	$338
Utility Permits & Fees	0.00%			$0	$0	$0	$0	$0
Subtotal				**$67,989**	**$0**	**$0**	**$0**	**$67,989**
Permits	0.50%			$340	$0	$0	$0	$340
Subtotal				**$68,329**	**$0**	**$0**	**$0**	**$68,329**
A/E Fees & Costs	8.00%			$5,466	$0	$0	$0	$5,466
CM Fees & Costs	3.60%			$2,460	$0	$0	$0	$2,460
Subtotal				**$76,256**	**$0**	**$0**	**$0**	**$76,256**
Instructional Technology				$0	$0	$0		$0
Non Instructional Technology				$0	$0	$0		$0
Furnishings				$0	$0	$0		$0
Equipment				$0	$0	$0		$0
Buses				$0	$0	$0		$0
TOTAL COSTS				**$76,256**	**$0**	**$0**	**$0**	**$76,256**

WALLED LAKE COMMUNITY SCHOOL DISTRICT
ESC
FACILITY ASSESSMENT

New Construction	52200	SF	$0.00	$0.00	TOTAL COST
Remodeling				$0.00	
Construction Contingency				$11,275.20	
Instructional Technology				$0.00	
Loose Furnishing/Equipment				$0.00	
Buses				$0.00	
Site Work				$57,054.20	
Site Acquisition				$0.00	
Architectural Fees and Costs				$5,466.35	
CM Fees and Costs				$2,459.86	
TOTAL COSTS				**$76,256**	

New Construction	0	SF	$0.00	$0.00	SERIES 1
Remodeling				$0.00	
Construction Contingency				$0.00	
Instructional Technology				$0.00	
Loose Furnishing/Equipment				$0.00	
Buses				$0.00	
Site Work				$0.00	
Site Acquisition				$0.00	
Architectural Fees and Costs				$0.00	
CM Fees and Costs				$0.00	
TOTAL COSTS				**$0**	

New Construction	0	SF	$0.00	$0.00	SERIES 2
Remodeling				$0.00	
Construction Contingency				$0.00	
Instructional Technology				$0.00	
Loose Furnishing/Equipment				$0.00	
Buses				$0.00	
Site Work				$0.00	
Site Acquisition				$0.00	
Architectural Fees and Costs				$0.00	
CM Fees and Costs				$0.00	
TOTAL COSTS				**$0**	

New Construction	52300	SF		$0.00	SERIES 3
Remodeling				$0.00	
Construction Contingency				$0.00	
Instructional Technology					
Loose Furnishing/Equipment				$0.00	
Buses				$0.00	
Site Work				$0.00	
Site Acquisition				$0.00	
Architectural Fees and Costs				$0.00	
CM Fees and Costs				$0.00	
TOTAL COSTS				**$0**	

New Construction	0	SF		$0.00	SERIES 4
Remodeling				$0.00	
Construction Contingency				$11,275.20	
Instructional Technology				$0.00	
Loose Furnishing/Equipment				$0.00	
Buses				$0.00	
Site Work				$57,054.20	
Site Acquisition				$0.00	
Architectural Fees and Costs				$5,466.35	
CM Fees and Costs				$2,459.86	
TOTAL COSTS				**$76,256**	

ROOM USE LEGEND

B	: BOARD ROOM
CF	: CONFERENCE ROOM
CL	: COMPUTER LAB
IC	: IDF CLOSET
JC	: JANITOR'S CLOSET
L	: LOBBY
M	: MECHANICAL
MR	: MEETING ROOM
O	: OFFICE
R	: ADMIN. RECEPTION
RE	: RECEIVING
S	: STORAGE
ST	: STAIR
T	: TOILET
TL	: STAFF LOUNGE
TW	: TRUCK WELL
V	: VESTIBULE
W	: WORKROOM

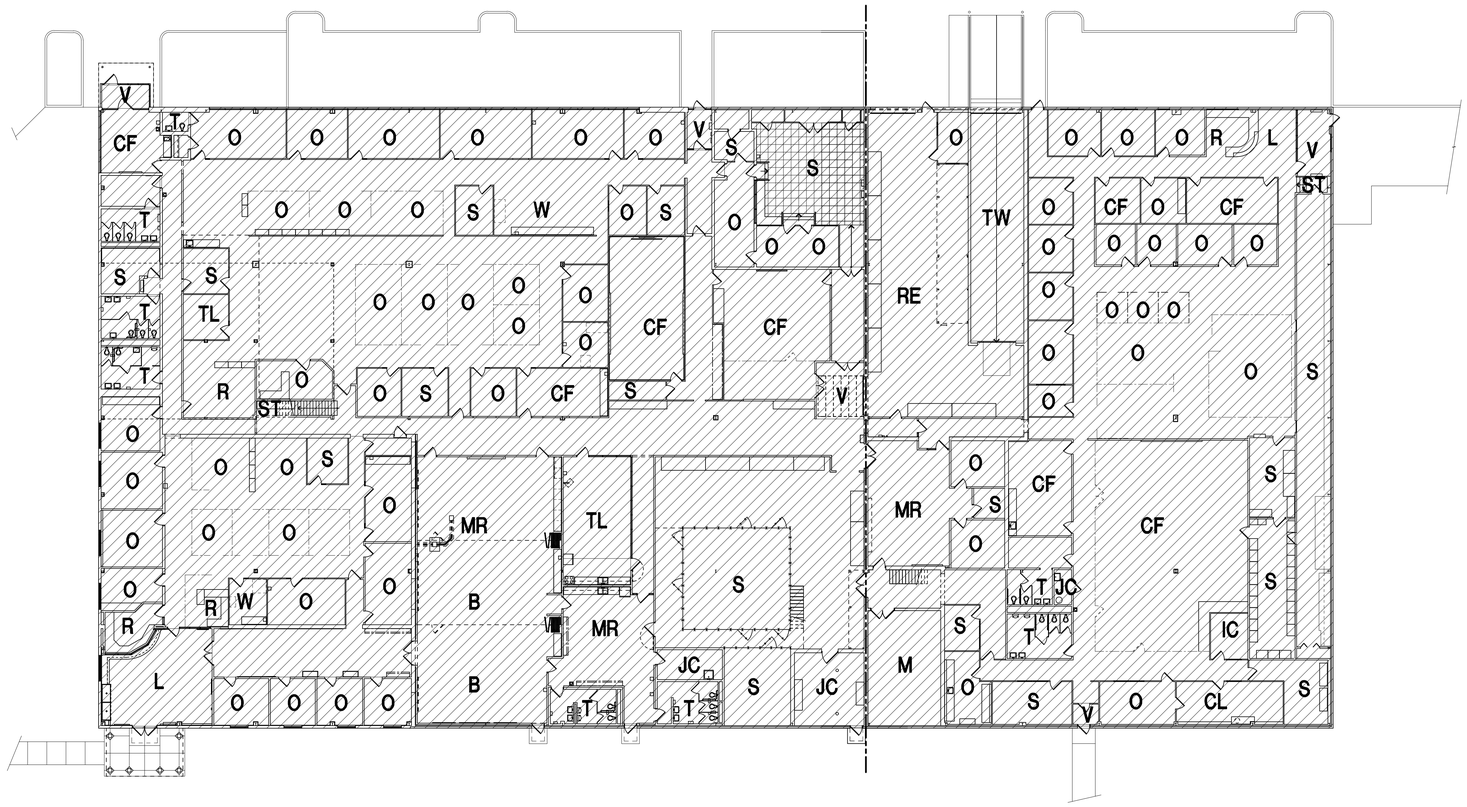

N

FIRST LEVEL COMPOSITE FLOOR PLAN

SCALE: 1/16" = 1'-0"

EXISTING CONDITIONS

WALLED LAKE CONSOLIDATED SCHOOLS

EDUCATIONAL SERVICES CENTER

APRIL 2023

ARCHITECTURE

Utilization Summary

Walled Lake Consolidated School District **63290**

List ALL district facilities in the following order: elementary schools, junior high/middle schools, high schools, and non-instructional facilities.

Proj. No.	Name of School Facility	Current Grade Structure	Proposed Grade Structure	Projected 5-Year Enrollment	Existing Pupil Capacity	New Pupil Capacity	Total Pupil Capacity	Utilization %	Closed Pupil Capacity
1	Commerce Elementary School	K-5	K-5	520	515	0	515	101.0%	0
2	Dublin Elementary School	K-5	K-5	546	540	0	540	101.1%	0
3	Glengary Elementary School	K-5	K-5	360	360	0	360	100.0%	0
4	Guest Elementary School	K-5	K-5	365	365	0	365	100.0%	0
5	Hickory Woods Elementary School	K-5	K-5	515	515	0	515	100.0%	0
6	Keith Elementary School	K-5	K-5	495	495	0	495	100.0%	0
7	Loon Lake Elementary School	K-5	K-5	425	425	0	425	100.0%	0
8	Meadowbrook Elementary School	K-5	K-5	512	510	0	510	100.4%	0
9	Oakley Park Elementary School	K-5	K-5	405	405	0	405	100.0%	0
10	Pleasant Lake Elementary School	K-5	K-5	425	425	0	425	100.0%	0
11	Walled Lake Elementary School	K-5	K-5	340	340	0	340	100.0%	0
12	New Wixom Elementary School	N/A	K-5	550	0	540	540	101.9%	0
13	Banks Middle School	6-8	6-8	634	788	0	788	80.5%	0
14	Geisler Middle School	6-8	6-8	678	743	0	743	91.3%	0
15	C.H. Smart Middle School	6-8	6-8	782	968	0	968	80.8%	0
16	Walnut Creek Middle School	6-8	6-8	634	788	0	788	80.5%	0
17	Central High School	9-12	9-12	1146	1,403	0	1403	81.7%	0
18	Northern High School	9-12	9-12	1390	1,870	0	1870	74.3%	0
19	Western High School	9-12	9-12	990	1,211	0	1211	81.7%	0
20	Walled Lake Early Childhood Center	N/A	N/A	0	0	0	0	#DIV/0!	0
21	Twin Sun Early Childhood Center	N/A	N/A	0	0	0	0	#DIV/0!	0
22	Outdoor Education Center	N/A	N/A	0	0	0	0	#DIV/0!	0
23	Maintenance/Transportation Facility	N/A	N/A	0	0	0	0	#DIV/0!	0
24	Educational Services Center	N/A	N/A	0	0	0	0	#DIV/0!	0
	Wixom Elementary School	K-5	N/A	0	0	0	0	#DIV/0!	425
							0	#DIV/0!	
Total				**11712**	**12663.75**	**540**	**13,204**	**88.7%**	**425**

Facility Summary

Walled Lake Consolidated School District	63290

List ALL district facilities in the following order: elementary schools, junior high/middle schools, high schools, and non-instructional facilities.

Proj. No.	1 Facility Type*	2 Name of School Facility	3 Address	4 City	5 Year Built	6 Year(s) Remodeled	7 Total Sq.Ft.	8 New Site (Acres)	9 Bldg In Use? Y/N	10 Sq Ft of Closed Facility	11 Disposition of Closed Facility**
1	Instructional	Commerce Elementary School	520 Farr	Walled Lake	1948	1990 1991 1997 1997 2001 2004 2013 2019	46,503		Yes		
2	Instructional	Dublin Elementary School	9260 Sunnyside	Union Lake Lake	2022		84,374		Yes		
3	Instructional	Glengary Elementary School	3070 Woodbury	Walled Lake	1950	1990 1997 2004 2013 2019	50,867		Yes		
4	Instructional	Guest Elementary School	1655 Decker Road	Walled Lake	1950	1990 1997 2004 2013 2019	46,138		Yes		
5	Instructional	Hickory Woods Elementary School	30655 Novi Road	Novi	1991	1993 2010 2004 2013 2019	73,763		Yes		
6	Instructional	Keith Elementary School	2800 Keith Road	West Bloomfield	1963	1988 1990 1997 2004 2013 2019	63,772		Yes		
7	Instructional	Loon Lake Elementary School	2151 Loon Lake Road	Wixom	1963	1990 1991 1997 2004 2013 2019	55,047		Yes		
8	Instructional	Meadowbrook Elementary School	29200 Meadowbrook Road	West Bloomfield	1997	2004 2013 2019	73,000		Yes		
9	Instructional	Oakley Park Elementary School	2015 Oakley Park Road	Walled Lake	1966	1990 1991 1997 2001 2004 2013 2019	58,714		Yes		
10	Instructional	Pleasant Lake Elementary School	4900 Halsted Road	West Bloomfield	1991	1993 2004 2013 2019	73,000		Yes		
11	Instructional	Walled Lake Elementary School	1055 West Maple Road	Walled Lake	1950	1990 1997 2001 2004 2013 2019	45,183		Yes		
12	Instructional	New Wixom Elementary School	3515 W. Maple Road	Wixom			TBD				
13	Instructional	Banks Middle School	1760 Charms Road	Wixom	1998	2004 2013 2019	144,370		Yes		
14	Instructional	Geisler Middle School	46720 West Pontiac Trail	Walled Lake	1992	2001 2004 2013 2019	149,913		Yes		
15	Instructional	C.H. Smart Middle School	8500 Commerce Road	Commerce Twp	1958	1991 1997 2000 2001 2004 2013 2019	154,940		Yes		
16	Instructional	Walnut Creek Middle School	7601 Walnut Lake	West Bloomfield	1998	2004 2013 2019	144,370		Yes		
17	Instructional	Central High School	1600 Oakley Park Road	Walled Lake	1949	1991 1998-2000 2004 2013 2019	360,287		Yes		
18	Instructional	Northern High School	6000 Bogie Lake Rd.	Commerce Twp	2002	2004 2013 2019	344,715		Yes		
19	Instructional	Western High School	600 Beck Road	Walled Lake	1969	1990 1997 2001 2004 2013 2019	294,715		Yes		
20	Instructional	Walled Lake Early Childhood Center	40839 Thirteen Mile Rd.	Novi	2022		38,385		Yes		
21	Instructional	Twin Sun Early Childhood Center	2157 Loon Lake Road	Wixom	1963	1997 2001 2013 2019	11,475		Yes		1. Demolish
22	Instructional	Outdoor Education Center	3577 Sleeth Court	Commerce Twp	1965	2005 2004 2013 2019	15,967		Yes		
23	Bus Garage	Maintenance/Transportation Facility	46740 W. Pontiac Trail	Walled Lake	1992	2004 2013 2019	25,500		Yes		
24	Non-Instructional	Educational Services Center	850 Ladd Rd, Building D	Walled Lake	1960	1991 2004 2013 2019	52,200		Yes		5. Undetermined
	Non-Instructional	Wixom Elementary School	301 North Wixom Road	Wixom	1949	1990 1991 1996 1997 2001 2004 2013 2019	59,905		Yes		1. Demolish
Total	----------	----------	---------	----------	-----	----------	**2467103**				------

*Facility Type:	**Closed Facility Reference:
Instructional	1. Demolish
Non-Instructional	2. Convert to non-instructional
Bus Garage	3. Sell or lease
Storage	4. Retain for future use
Stadium	5. Undetermined

Combined Cost Summary

Walled Lake Consolidated School District **63290**

1 Proj. #	2 Cost per Sq Foot	3 New Cons Sq Feet	4 New Construction	5 Remodeling	6 Contingency	7 I Technology	8 Loose Furn and Equip	9 Buses	10 Site Work	11 Site Acquisition	12 A/E Fees and Costs	13 CM Fees and Costs	14 Project Costs	15 Election/Issue Costs	16 Total Cost
1		0	0	626,502	476,971	330,704	415,154	0	1,787,043	0	231,241	104,059	**3,971,673**	48,452	**4,020,125**
2		0	0	253,563	168,910	105,704	381,810	0	601,146	0	81,890	36,850	**1,629,872**	19,883	**1,649,756**
3		0	0	627,239	190,917	318,163	394,116	0	338,828	0	92,559	41,651	**2,003,472**	24,441	**2,027,913**
4		0	0	626,134	161,538	305,621	404,774	0	191,274	0	78,316	35,242	**1,802,898**	21,994	**1,824,892**
5		0	0	2,064,295	437,111	280,537	383,142	0	147,554	0	211,917	95,363	**3,619,919**	44,161	**3,664,080**
6		0	0	633,133	153,201	330,704	395,695	0	142,089	0	74,274	33,423	**1,762,520**	21,502	**1,784,021**
7		0	0	634,238	248,460	293,079	326,386	0	623,006	0	120,456	54,205	**2,299,830**	28,056	**2,327,887**
8		0	0	1,809,180	386,695	280,537	375,407	0	147,554	0	187,474	84,363	**3,271,210**	39,907	**3,311,117**
9		0	0	633,133	248,241	305,621	355,472	0	623,006	0	120,350	54,158	**2,339,981**	28,546	**2,368,528**
10		0	0	2,022,871	428,925	305,621	335,942	0	147,554	0	207,948	93,577	**3,542,437**	43,215	**3,585,653**
11		0	0	1,562,195	337,885	293,079	368,636	0	147,554	0	163,811	73,715	**2,946,875**	35,950	**2,982,825**
12	$324.93	90,000	29,243,414	0	5,347,916	383,479	957,836	0	6,758,585	0	3,307,993	1,488,597	**47,487,820**	579,320	**48,067,140**
13		0	0	2,967,973	601,658	529,621	780,175	0	76,509	0	291,691	131,261	**5,378,889**	65,619	**5,444,508**
14		0	0	13,676,708	2,838,907	647,924	5,053,888	0	688,585	0	1,376,336	619,351	**24,901,699**	303,784	**25,205,483**
15		0	0	1,198,762	360,023	692,664	758,104	0	623,006	0	174,543	78,544	**3,885,646**	47,402	**3,933,048**
16		0	0	2,828,462	574,088	542,163	928,330	0	76,509	0	278,325	125,246	**5,353,123**	65,305	**5,418,428**
17		0	0	34,157,334	7,018,101	1,208,146	3,096,931	0	1,355,311	0	3,402,460	1,531,107	**51,769,389**	631,552	**52,400,941**
18		0	0	19,164,677	3,990,413	1,170,521	2,522,646	0	1,027,413	0	1,934,600	870,570	**30,680,841**	374,286	**31,055,127**
19	$459.06	950	436,104	21,041,952	4,719,749	1,207,726	2,868,496	0	2,404,583	0	2,288,191	1,029,686	**35,996,487**	439,133	**36,435,620**
20		0	0	245,923	120,150	86,986	208,312	0	362,054	0	58,250	26,213	**1,107,888**	13,515	**1,121,404**
21		0	0	0	14,040	0	0	0	71,045	0	6,807	3,063	**94,954**	1,158	**96,113**
22		0	0	2,610,745	546,182	43,051	205,521	0	153,019	0	264,796	119,158	**3,942,471**	48,096	**3,990,567**
23		0	0	3,202,058	1,019,439	0	190,928	3,000,000	1,956,456	0	494,236	222,406	**10,085,524**	123,037	**10,208,560**
24		0	0	0	11,275	0	0	0	57,054	0	5,466	2,460	**76,256**	930	**77,186**
													0	0	**0**
Total		**90,950**	**29,679,518**	**112,587,079**	**30,400,797**	**9,661,651**	**21,707,697**	**3,000,000**	**20,506,735**	**0**	**15,453,930**	**6,954,269**	**249,951,677**	**3,049,243**	**253,000,920**

17. Funding:

Total Estimated Cost of Project:	$253,000,920
LESS:	
Estimated Interest Earnings:	$2,915,919
Other (specify):	
AMOUNT OF PROPOSED ISSUE *(Amount to be Qualified)*	**$250,085,000**

Cost Summary 1

Walled Lake Consolidated School District **63290**

1 Proj. #	2 Cost per Sq Foot	3 New Cons Sq Feet	4 New Construction	5 Remodeling	6 Construction Contingency	7 I Technology	8 Furnishing /Equipment	9 Buses	10 Site Work	11 Site Acquisition	12 A/E Fees and Costs	13 CM Fees and Costs	14 Project Costs	15 Election/Issue Costs	16 Total Cost
1		0	0	0	0	0	0	0	0	0	0	0	**0**	0	**0**
2		0	0	0	0	0	0	0	0	0	0	0	**0**	0	**0**
3		0	0	0	0	0	0	0	0	0	0	0	**0**	0	**0**
4		0	0	0	0	0	0	0	0	0	0	0	**0**	0	**0**
5		0	0	0	0	0	0	0	0	0	0	0	**0**	0	**0**
6		0	0	0	0	0	0	0	0	0	0	0	**0**	0	**0**
7		0	0	0	0	0	0	0	0	0	0	0	**0**	0	**0**
8		0	0	0	0	0	0	0	0	0	0	0	**0**	0	**0**
9		0	0	0	0	0	0	0	0	0	0	0	**0**	0	**0**
10		0	0	0	0	0	0	0	0	0	0	0	**0**	0	**0**
11		0	0	0	0	0	0	0	0	0	0	0	**0**	0	**0**
12		0	0	0	0		0		0	0	0	0	**0**	0	**0**
13		0	0	0	0	0	0	0	0	0	0	0	**0**	0	**0**
14		0	0	13,676,708	2,838,907	647,924	1,265,185	0	688,585	0	1,376,336	619,351	**21,112,996**	277,329	**21,390,324**
15		0	0	0	0	0	0	0	0	0	0	0	**0**	0	**0**
16		0	0	0	0	0	0	0	0	0	0	0	**0**	0	**0**
17		0	0	0	0	0	0	0	0	0	0	0	**0**	0	**0**
18		0	0	19,164,677	3,990,413	1,170,521	1,139,738	0	1,027,413	0	1,934,600	870,570	**29,297,933**	384,841	**29,682,774**
19		0	0	0	0	0	0	0	0	0	0	0	**0**	0	**0**
20		0	0	0	0	0	0	0	0	0	0	0	**0**	0	**0**
21		0	0	0	0	0	0	0	0	0	0	0	**0**	0	**0**
22		0	0	0	0	0	0	0	0	0	0	0	**0**	0	**0**
23		0	0	0	0	0	0	0	0	0	0	0	**0**	0	**0**
24		0	0	0	0	0	0	0	0	0	0	0	**0**	0	**0**
Total		**0**	**0**	**32,841,385**	**6,829,320**	**1,818,445**	**2,404,923**	**0**	**1,715,998**	**0**	**3,310,936**	**1,489,921**	**50,410,929**	**662,170**	**51,073,099**

17. Funding:

Total Estimated Cost of Project:	$51,073,099
LESS:	
Estimated Interest Earnings:	$1,053,099
Other (specify):	
AMOUNT OF PROPOSED ISSUE	**$50,020,000**

Cost Summary 2

Walled Lake Consolidated School District **63290**

1 Proj. #	2 Cost per Sq Foot	3 New Cons Sq Feet	4 New Construction	5 Remodeling	6 Construction Contingency	7 Instructional Technology	8 Loose Furnishing /Equipment	9 Buses	10 Site Work	11 Site Acquisition	12 A/E Fees and Costs	13 CM Fees and Costs	14 Project Costs	15 Election/Issue Costs	16 Total Cost
1		0	0	0	0	0	0	0	0	0	0	0	**0**	0	**0**
2		0	0	0	0	0	0	0	0	0	0	0	**0**	0	**0**
3		0	0	0	0	0	0	0	0	0	0	0	**0**	0	**0**
4		0	0	0	0	0	0	0	0	0	0	0	**0**	0	**0**
5		0	0	0	0	0	0	0	0	0	0	0	**0**	0	**0**
6		0	0	0	0	0	0	0	0	0	0	0	**0**	0	**0**
7		0	0	0	0	0	0	0	0	0	0	0	**0**	0	**0**
8		0	0	0	0	0	0	0	0	0	0	0	**0**	0	**0**
9		0	0	0	0	0	0	0	0	0	0	0	**0**	0	**0**
10		0	0	0	0	0	0	0	0	0	0	0	**0**	0	**0**
11		0	0	0	0	0	0	0	0	0	0	0	**0**	0	**0**
12	$324.93	90,000	29,243,414	0	5,347,916	0	0	0	6,758,585	0	3,307,993	1,488,597	**46,146,505**	548,031	**46,694,536**
13		0	0	0	0	0	0	0	0	0	0	0	**0**	0	**0**
14		0	0	0	0	0	2,718,282	0	0	0	0	0	**2,718,282**	32,282	**2,750,564**
15		0	0	0	0	0	0	0	0	0	0	0	**0**	0	**0**
16		0	0	0	0	0	0	0	0	0	0	0	**0**	0	**0**
17		0	0	0	0	0	0	0	0	0	0	0	**0**	0	**0**
18		0	0	0	0	0	1,382,908	0	0	0	0	0	**1,382,908**	16,423	**1,399,331**
19		0	0	0	0	0	0	0	0	0	0	0	**0**	0	**0**
20		0	0	0	0	0	0	0	0	0	0	0	**0**	0	**0**
21		0	0	0	0	0	0	0	0	0	0	0	**0**	0	**0**
22		0	0	0	0	0	0	0	0	0	0	0	**0**	0	**0**
23		0	0	0	0	0	0	0	0	0	0	0	**0**	0	**0**
24		0	0	0	0	0	0	0	0	0	0	0	**0**	0	**0**
Total		**90,000**	**29,243,414**	**0**	**5,347,916**	**0**	**4,101,191**	**0**	**6,758,585**	**0**	**3,307,993**	**1,488,597**	**50,247,696**	**596,736**	**50,844,432**

17. Funding:

Total Estimated Cost of Project:	$50,844,432
LESS:	
Estimated Interest Earnings:	$824,432
Other (specify):	
AMOUNT OF PROPOSED ISSUE *(Amount to be Qualified)*	**$50,020,000**

Cost Summary 3

Walled Lake Consolidated School District **63290**

1 Proj. #	2 Cost per Sq Foot	3 New Cons Sq Feet	4 New Construction	5 Remodeling	6 Construction Contingency	7 I Technology	8 Furnishing /Equipment	9 Buses	10 Site Work	11 Site Acquisition	12 A/E Fees and Costs	13 CM Fees and Costs	14 Project Costs	15 Election/Issue Costs	16 Total Cost
1		0	0	0	0		0		0	0	0	0	**0**	0	**0**
2		0	0	0	0		0		0	0	0	0	**0**	0	**0**
3		0	0	0	0		0		0	0	0	0	**0**	0	**0**
4		0	0	0	0		0		0	0	0	0	**0**	0	**0**
5		0	0	0	0	0	0	0	0	0	0	0	**0**	0	**0**
6		0	0	0	0		0		0	0	0	0	**0**	0	**0**
7		0	0	0	0		0		0	0	0	0	**0**	0	**0**
8		0	0	0	0		0		0	0	0	0	**0**	0	**0**
9		0	0	0	0		0		0	0	0	0	**0**	0	**0**
10		0	0	0	0		0		0	0	0	0	**0**	0	**0**
11		0	0	0	0		0		0	0	0	0	**0**	0	**0**
12		0	0	0	0	383,479	957,836	0	0	0	0	0	**1,341,315**	15,973	**1,357,288**
13		0	0	0	0	0	0	0	0	0	0	0	**0**	0	**0**
14		0	0	0	0	0	1,070,421	0	0	0	0	0	**1,070,421**	12,747	**1,083,168**
15		0	0	0	0		0		0	0	0	0	**0**	0	**0**
16		0	0	0	0	0	0	0	0	0	0	0	**0**	0	**0**
17		0	0	32,623,706	6,715,022	1,208,146	3,096,931	0	1,355,311	0	3,255,523	1,464,985	**49,719,624**	592,088	**50,311,711**
18		0	0	0	0	0	0	0	0	0	0	0	**0**	0	**0**
19	$459.06	950	436,104	19,605,551	4,435,884	243,013	2,868,496	0	2,404,583	0	2,150,570	967,756	**33,111,957**	394,315	**33,506,272**
20		0	0	0	0	0	0	0	0	0	0	0	**0**	0	**0**
21		0	0	0	0	0	0	0	0	0	0	0	**0**	0	**0**
22		0	0	0	0	0	0	0	0	0	0	0	**0**	0	**0**
23		0	0	0	0	0	0	0	0	0	0	0	**0**	0	**0**
24		0	0	0	0	0	0	0	0	0	0	0	**0**	0	**0**
Total		**950**	**436,104**	**52,229,257**	**11,150,906**	**1,834,638**	**7,993,683**	**0**	**3,759,894**	**0**	**5,406,093**	**2,432,742**	**85,243,316**	**1,015,123**	**86,258,439**

17. Funding:

Total Estimated Cost of Project:	$86,258,439
LESS:	
Estimated Interest Earnings:	$493,439
Other (specify):	
AMOUNT OF PROPOSED ISSUE *(Amount to be Qualified)*	**$85,765,000**

Cost Summary 4

Walled Lake Consolidated School District **63290**

1 Proj. #	2 Cost per Sq Foot	3 New Cons Sq Feet	4 New Construction	5 Remodeling	6 Construction Contingency	7 I Technology	8 Furnishing /Equipment	9 Buses	10 Site Work	11 Site Acquisition	12 A/E Fees and Costs	13 CM Fees and Costs	14 Project Costs	15 Election/Issue Costs	16 Total Cost
1		0	0	626,502	476,971	330,704	415,154	0	1,787,043	0	231,241	104,059	**3,971,673**	48,070	**4,019,744**
2		0	0	253,563	168,910	105,704	381,810	0	601,146	0	81,890	36,850	**1,629,872**	19,727	**1,649,599**
3		0	0	627,239	190,917	318,163	394,116	0	338,828	0	92,559	41,651	**2,003,472**	24,249	**2,027,721**
4		0	0	626,134	161,538	305,621	404,774	0	191,274	0	78,316	35,242	**1,802,898**	21,821	**1,824,719**
5		0	0	2,064,295	437,111	280,537	383,142	0	147,554	0	211,917	95,363	**3,619,919**	43,813	**3,663,732**
6		0	0	633,133	153,201	330,704	395,695	0	142,089	0	74,274	33,423	**1,762,520**	21,332	**1,783,852**
7		0	0	634,238	248,460	293,079	326,386	0	623,006	0	120,456	54,205	**2,299,830**	27,836	**2,327,666**
8		0	0	1,809,180	386,695	280,537	375,407	0	147,554	0	187,474	84,363	**3,271,210**	39,592	**3,310,803**
9		0	0	633,133	248,241	305,621	355,472	0	623,006	0	120,350	54,158	**2,339,981**	28,322	**2,368,303**
10		0	0	2,022,871	428,925	305,621	335,942	0	147,554	0	207,948	93,577	**3,542,437**	42,875	**3,585,313**
11		0	0	1,562,195	337,885	293,079	368,636	0	147,554	0	163,811	73,715	**2,946,875**	35,667	**2,982,542**
12		0	0	0	0	0	0	0	0	0	0	0	**0**	0	**0**
13		0	0	2,967,973	601,658	529,621	780,175	0	76,509	0	291,691	131,261	**5,378,889**	65,102	**5,443,991**
14		0	0	0	0	0	0	0	0	0	0	0	**0**	0	**0**
15		0	0	1,198,762	360,023	692,664	758,104	0	623,006	0	174,543	78,544	**3,885,646**	47,029	**3,932,675**
16		0	0	2,828,462	574,088	542,163	928,330	0	76,509	0	278,325	125,246	**5,353,123**	64,791	**5,417,914**
17		0	0	1,533,628	303,080	0	0	0	0	0	146,937	66,121	**2,049,766**	24,809	**2,074,574**
18		0	0	0	0	0	0	0	0	0	0	0	**0**	0	**0**
19		0	0	1,436,401	283,865	964,713	0	0	0	0	137,621	61,930	**2,884,530**	34,912	**2,919,442**
20		0	0	245,923	120,150	86,986	208,312	0	362,054	0	58,250	26,213	**1,107,888**	13,409	**1,121,297**
21		0	0	0	14,040	0	0	0	71,045	0	6,807	3,063	**94,954**	1,149	**96,104**
22		0	0	2,610,745	546,182	43,051	205,521	0	153,019	0	264,796	119,158	**3,942,471**	47,717	**3,990,188**
23		0	0	3,202,058	1,019,439	0	190,928	3,000,000	1,956,456	0	494,236	222,406	**10,085,524**	122,068	**10,207,592**
24		0	0	0	11,275	0	0	0	57,054	0	5,466	2,460	**76,256**	923	**77,179**
Total		**0**	**0**	**27,516,437**	**7,072,655**	**6,008,568**	**7,207,901**	**3,000,000**	**8,272,258**	**0**	**3,428,908**	**1,543,009**	**64,049,735**	**775,214**	**64,824,949**

17. Funding:

Total Estimated Cost of Project:	$64,824,949
LESS:	
Estimated Interest Earnings:	$544,949
Other (specify):	
AMOUNT OF PROPOSED ISSUE *(Amount to be Qualified)*	**$64,280,000**

3881, Worksheet 1: Useful Life Calculation Combined

A school district must demonstrate that the weighted average maturity of the qualified bond issue does not exceed 120% of the average reasonably expected useful life of the facilities, excluding land and site improvements, being financed with the proceeds of the qualified bonds.

The following table lists the recommended average useful life of the categories of assets that should be considered in this calculation. If a specific item is not listed, it should be assigned to the most closely related category.

Asset Cateory	Useful Life
New School Building	40
Building Improvements - interior and exterior remodeling such as plumbing, electrical, HVAC, fire suppression, security systems, elevators, etc.	30
Roofing	20
Flooring	10
Furnishings and Equipment - furniture and fixtures that are not a structural component of a building such as desks, chairs, tables, storage units, office equipment, copiers, fax machines, communications equipment, kitchen equipment and appliances, athletic equipment, etc.	10
Technology Infrastructure - cables, networks, etc.	10
Buses	6
Technology (instructional and non-instructional) - computers, printers, scanners, etc.	5

Use the worksheet below to calculate the weighted average useful life of assets included in projects funded by bond proceeds.

Follow Column Instructions →		Enter Value	Col. 1 + Col. 2	Enter Value	Enter Value	Col. 4 + Col. 5	Col. 6 ÷ Col. 6 Total	Col. 3 x Col. 7
	Col. 1	**Col. 2**	**Col. 3**	**Col. 4**	**Col. 5**	**Col. 6**	**Col. 7**	**Col. 8**
Asset Type	Average Useful Life of Asset (in Years)	Time between Bonds Issue Date and Purchase*	Useful Life of Asset from Bond Issue Date	Expenditure Amount	Allocation of Related Professional Fees	Total Costs (Incl. Related Fees)	% of Total Cost	Average Useful Life of Assets (in years)
School Buildings	40	3	43	29,679,518	3,949,345	33,628,864	17.10%	7.36
Building Improvements	30	2	32	94,258,764	11,200,378	105,459,142	53.64%	17.16
Roofing	20	0	20	16,588,140	1,980,903	18,569,043	9.44%	1.89
Flooring	10	0	10	1,740,175	188,139	1,928,314	0.98%	0.10
Furnishing/ Equipment	10	1	11	21,707,697	1,703,819	23,411,517	11.91%	1.31
Technology Infrastructure	10	1	11	0	0	0	0.00%	0.00
Technology (instr/non-instr)	5	1	6	9,661,651	945,497	10,607,148	5.40%	0.32
Buses	6	1	7	3,000,000	0	3,000,000	1.53%	0.11
Total for purposes of determining weighted avg useful life				176,635,946	19,968,080	196,604,026	100.00%	28.25

120% of average useful life of assets → 33.90

3881, Worksheet 1: Useful Life Calculation Series 1

A school district must demonstrate that the weighted average maturity of the qualified bond issue does not exceed 120% of the average reasonably expected useful life of the facilities, excluding land and site improvements, being financed with the proceeds of the qualified bonds.

The following table lists the recommended average useful life of the categories of assets that should be considered in this calculation. If a specific item is not listed, it should be assigned to the most closely related category.

Asset Cateory	Useful Life
New School Building	40
Building Improvements - interior and exterior remodeling such as plumbing, electrical, HVAC, fire suppression, security systems, elevators, etc.	30
Roofing	20
Flooring	10
Furnishings and Equipment - furniture and fixtures that are not a structural component of a building such as desks, chairs, tables, storage units, office equipment, copiers, fax machines, communications equipment, kitchen equipment and appliances, athletic equipment, etc.	10
Technology Infrastructure - cables, networks, etc.	10
Buses	6
Technology (instructional and non-instructional) - computers, printers, scanners, etc.	5

Use the worksheet below to calculate the weighted average useful life of assets included in projects funded by bond proceeds.

Follow Column Instructions →		Enter Value	Col. 1 + Col. 2	Enter Value	Enter Value	Col. 4 + Col. 5	Col. 6 ÷ Col. 6 Total	Col. 3 x Col. 7
	Col. 1	**Col. 2**	**Col. 3**	**Col. 4**	**Col. 5**	**Col. 6**	**Col. 7**	**Col. 8**
Asset Type	Average Useful Life of Asset (in Years)	Time between Bonds Issue Date and Purchase*	Useful Life of Asset from Bond Issue Date	Expenditure Amount	Allocation of Related Professional Fees	Total Costs (Incl. Related Fees)	% of Total Cost	Average Useful Life of Assets (in years)
School Buildings	40	3	43	0	0	0	0.00%	0.00
Building Improvements	30	2	32	27,174,210	3,359,414	30,533,625	73.30%	23.46
Roofing	20	0	20	5,632,000	702,092	6,334,092	15.21%	3.04
Flooring	10	0	10	35,175	4,312	39,487	0.09%	0.01
Furnishing/ Equipment	10	1	11	2,404,923	297,189	2,702,112	6.49%	0.71
Technology Infrastructure	10	1	11	0	0	0	0.00%	0.00
Technology (instr/non-instr)	5	1	6	1,818,445	225,352	2,043,797	4.91%	0.29
Buses	6	1	7	0		0	0.00%	0.00
Total for purposes of determining weighted avg useful life				37,064,753	4,588,360	41,653,114	100.00%	27.52

120% of average useful life of assets → 33.02

3881, Worksheet 1: Useful Life Calculation Series 2

A school district must demonstrate that the weighted average maturity of the qualified bond issue does not exceed 120% of the average reasonably expected useful life of the facilities, excluding land and site improvements, being financed with the proceeds of the qualified bonds.

The following table lists the recommended average useful life of the categories of assets that should be considered in this calculation. If a specific item is not listed, it should be assigned to the most closely related category.

Asset Cateory	Useful Life
New School Building	40
Building Improvements - interior and exterior remodeling such as plumbing, electrical, HVAC, fire suppression, security systems, elevators, etc.	30
Roofing	20
Flooring	10
Furnishings and Equipment - furniture and fixtures that are not a structural component of a building such as desks, chairs, tables, storage units, office equipment, copiers, fax machines, communications equipment, kitchen equipment and appliances, athletic equipment, etc.	10
Technology Infrastructure - cables, networks, etc.	10
Buses	6
Technology (instructional and non-instructional) - computers, printers, scanners, etc.	5

Use the worksheet below to calculate the weighted average useful life of assets included in projects funded by bond proceeds.

Follow Column Instructions →		Enter Value	Col. 1 + Col. 2	Enter Value	Enter Value	Col. 4 + Col. 5	Col. 6 ÷ Col. 6 Total	Col. 3 x Col. 7
	Col. 1	**Col. 2**	**Col. 3**	**Col. 4**	**Col. 5**	**Col. 6**	**Col. 7**	**Col. 8**
Asset Type	Average Useful Life of Asset (in Years)	Time between Bonds Issue Date and Purchase*	Useful Life of Asset from Bond Issue Date	Expenditure Amount	Allocation of Related Professional Fees	Total Costs (Incl. Related Fees)	% of Total Cost	Average Useful Life of Assets (in years)
School Buildings	40	3	43	29,243,414	3,896,136	33,139,550	88.99%	38.26
Building Improvements	30	2	32	0	0	0	0.00%	0.00
Roofing	20	0	20	0	0	0	0.00%	0.00
Flooring	10	0	10	0	0	0	0.00%	0.00
Furnishing/ Equipment	10	1	11	4,101,191	0	4,101,191	11.01%	1.21
Technology Infrastructure	10	1	11	0	0	0	0.00%	0.00
Technology (instr/non-instr)	5	1	6	0	0	0	0.00%	0.00
Buses	6	1	7	0		0	0.00%	0.00
Total for purposes of determining weighted avg useful life				33,344,605	3,896,136	37,240,741	100.00%	39.48

120% of average useful life of assets → 47.37

3881, Worksheet 1: Useful Life Calculation Series 3

A school district must demonstrate that the weighted average maturity of the qualified bond issue does not exceed 120% of the average reasonably expected useful life of the facilities, excluding land and site improvements, being financed with the proceeds of the qualified bonds.

The following table lists the recommended average useful life of the categories of assets that should be considered in this calculation. If a specific item is not listed, it should be assigned to the most closely related category.

Asset Cateory	Useful Life
New School Building	40
Building Improvements - interior and exterior remodeling such as plumbing, electrical, HVAC, fire suppression, security systems, elevators, etc.	30
Roofing	20
Flooring	10
Furnishings and Equipment - furniture and fixtures that are not a structural component of a building such as desks, chairs, tables, storage units, office equipment, copiers, fax machines, communications equipment, kitchen equipment and appliances, athletic equipment, etc.	10
Technology Infrastructure - cables, networks, etc.	10
Buses	6
Technology (instructional and non-instructional) - computers, printers, scanners, etc.	5

Use the worksheet below to calculate the weighted average useful life of assets included in projects funded by bond proceeds.

Follow Column Instructions →		Enter Value	Col. 1 + Col. 2	Enter Value	Enter Value	Col. 4 + Col. 5	Col. 6 ÷ Col. 6 Total	Col. 3 x Col. 7
	Col. 1	**Col. 2**	**Col. 3**	**Col. 4**	**Col. 5**	**Col. 6**	**Col. 7**	**Col. 8**
Asset Type	Average Useful Life of Asset (in Years)	Time between Bonds Issue Date and Purchase*	Useful Life of Asset from Bond Issue Date	Expenditure Amount	Allocation of Related Professional Fees	Total Costs (Incl. Related Fees)	% of Total Cost	Average Useful Life of Assets (in years)
School Buildings	40	3	43	436,104	53,209	489,313	0.70%	0.30
Building Improvements	30	2	32	43,752,457	5,374,208	49,126,665	70.31%	22.50
Roofing	20	0	20	8,236,800	1,010,863	9,247,663	13.24%	2.65
Flooring	10	0	10	240,000	29,593	269,593	0.39%	0.04
Furnishing/ Equipment	10	1	11	7,993,683	731,846	8,725,529	12.49%	1.37
Technology Infrastructure	10	1	11	0	0	0	0.00%	0.00
Technology (instr/non-instr)	5	1	6	1,834,638	178,617	2,013,255	2.88%	0.17
Buses	6	1	7	0		0	0.00%	0.00
Total for purposes of determining weighted avg useful life				62,493,682	7,378,336	69,872,019	100.00%	27.03

120% of average useful life of assets → **32.44**

3881, Worksheet 1: Useful Life Calculation Series 4

A school district must demonstrate that the weighted average maturity of the qualified bond issue does not exceed 120% of the average reasonably expected useful life of the facilities, excluding land and site improvements, being financed with the proceeds of the qualified bonds.

The following table lists the recommended average useful life of the categories of assets that should be considered in this calculation. If a specific item is not listed, it should be assigned to the most closely related category.

Asset Cateory	Useful Life
New School Building	40
Building Improvements - interior and exterior remodeling such as plumbing, electrical, HVAC, fire suppression, security systems, elevators, etc.	30
Roofing	20
Flooring	10
Furnishings and Equipment - furniture and fixtures that are not a structural component of a building such as desks, chairs, tables, storage units, office equipment, copiers, fax machines, communications equipment, kitchen equipment and appliances, athletic equipment, etc.	10
Technology Infrastructure - cables, networks, etc.	10
Buses	6
Technology (instructional and non-instructional) - computers, printers, scanners, etc.	5

Use the worksheet below to calculate the weighted average useful life of assets included in projects funded by bond proceeds.

Follow Column Instructions →		Enter Value	Col. 1 + Col. 2	Enter Value	Enter Value	Col. 4 + Col. 5	Col. 6 ÷ Col. 6 Total	Col. 3 x Col. 7
	Col. 1	**Col. 2**	**Col. 3**	**Col. 4**	**Col. 5**	**Col. 6**	**Col. 7**	**Col. 8**
Asset Type	Average Useful Life of Asset (in Years)	Time between Bonds Issue Date and Purchase*	Useful Life of Asset from Bond Issue Date	Expenditure Amount	Allocation of Related Professional Fees	Total Costs (Incl. Related Fees)	% of Total Cost	Average Useful Life of Assets (in years)
School Buildings	40	3	43	0	0	0	0.00%	0.00
Building Improvements	30	2	32	23,332,097	2,466,755	25,798,852	53.93%	17.26
Roofing	20	0	20	2,719,340	267,947	2,987,287	6.24%	1.25
Flooring	10	0	10	1,465,000	154,234	1,619,234	3.38%	0.34
Furnishing/ Equipment	10	1	11	7,207,901	674,784	7,882,684	16.48%	1.81
Technology Infrastructure	10	1	11	0	0	0	0.00%	0.00
Technology (instr/non-instr)	5	1	6	6,008,568	541,527	6,550,095	13.69%	0.82
Buses	6	1	7	3,000,000		3,000,000	6.27%	0.44
Total for purposes of determining weighted avg useful life				43,732,905	4,105,247	47,838,153	100.00%	21.92

120% of average useful life of assets → 26.30

OFFICIAL BALLOT

WALLED LAKE CONSOLIDATED SCHOOL DISTRICT
COUNTY OF OAKLAND
STATE OF MICHIGAN

SCHOOL IMPROVEMENT BOND PROPOSITION

Shall the Walled Lake Consolidated School District, County of Oakland, State of Michigan, borrow the sum of not to exceed Two Hundred Fifty Million Eighty-Five Thousand Dollars ($250,085,000) and issue its general obligation unlimited tax bonds, in one or more series, to pay for the cost of the following projects to create a modern learning environment for students and for health, safety, security, energy conservation and other purposes:

- Remodeling, equipping, re-equipping, furnishing, re-furnishing school buildings, athletic fields, playgrounds and other facilities;
- Erecting, completing, equipping and furnishing a replacement elementary school and an athletic field building;
- Acquiring and installing instructional technology infrastructure and equipment in school buildings and other facilities; and
- Preparing, developing and improving sites at school buildings, athletic fields, playgrounds and other facilities and the purchase of school buses?

YES ☐

NO ☐

The annual debt millage required to retire all bonds of the School District currently outstanding and proposed pursuant to this ballot is expected to be at or below 4.05 mills which is a 0.08 mill decrease from the estimated annual debt millage to be levied in 2023. The estimated millage that will be levied to pay the proposed bonds in the first year is 1.26 mills (which is equal to $1.26 per $1,000 of taxable value) and the estimated simple average annual millage that will be required to retire each series of bonds is 1.51 mills annually ($1.51 per $1,000 of taxable value). The maximum number of years any series of bonds may be outstanding, exclusive of refunding, is not more than thirty (30) years.

If approved by the voters, the bonds will be guaranteed by the State under the School Bond Qualification and Loan Program (the "Program"). The School District currently has $307,355,000 of qualified bonds outstanding and $0 of qualified loans outstanding under the Program. The School District does not expect to borrow from the Program to pay debt service on these bonds. The estimated computed millage rate required to be levied to pay the proposed bonds may change in the future based on changes in certain circumstances.

(Pursuant to State law, expenditure of bond proceeds must be audited, and the proceeds cannot be used for teacher, administrator or employee salaries, repair or maintenance costs or other operating expenses.)

AUCH
AUCH Construction
Innovative Planners & Construction Managers
Builders Since 1908

65 University Drive
Pontiac, Michigan 48342
P (248) 334-2000
F (248) 334-3404
www.auchconstruction.com

December 14, 2023

Keegan Platte
Department Analyst School Bond and Loan Program
Michigan Department of Treasury
430 W. Allegan Street
Lansing, MI 48922

Re: Walled Lake Consolidated School District
New Cost Exceeding Square Foot Parameters

Dear Keegan,

The costs for new construction proposed in the May 7, 2024, Walled Lake Consolidated School District exceed the allowed parameters. The Wixom Elementary project (project 12) estimate is based on the recently completed Dublin Elementary. The recent cost escalation is taken into account for the features planned that are similar to other school buildings recently bid. At Western High School (project 19) the planned construction is a small restroom and the mechanical and electrical costs far exceed the parameters of a square foot cost parameter for such a small footprint.

AUCH Construction's budgeting process starts with looking at the actual costs of similar built projects. We take into consideration Building or Addition type and usage; for instance, a pool addition will have different costs than a classroom addition, based on features and total square footage; small additions have a higher cost per square foot than a larger building. Our approach and estimated cost per square foot is based upon the estimator's experience and judgment, including understanding the building systems that a school district or its architect prefers.

Material prices and labor shortages have both increased dramatically in each building trade category since the COVID pandemic, it may take additional time for the market to stabilize and become more predictable. This is the driving escalation to 3 – 5 % when we are budgeting for the projects through 2030. There are no set formulas in developing the building budget; each estimator would have a different approach.

We hope this provides clarity, and we are available if there are further questions.

Truly,

AUCH Construction

Gerry McClelland
Director of Preconstruction Services