

Ventura Unified School District

School Plan for

Student

Achievement



Citrus Glen Elementary School

56 72652 6116040

Contact Information:

Lisa Abeloe, Principal

lisa.abeloe@venturausd.org

9655 Darling Road

Ventura, CA 93004

(805) 672-0220



Fiscal Year 2023-2024

This page intentionally left blank.

The School Plan for Student Achievement	1
School Site Council Membership	2
English Learner Advisory Committee (ELAC) Membership	3
Recommendations and Assurances	4
District information	5
District Profile	5
District Promise	5
District Pillars	5
District Vision	6
District Mission	6
District Governing Principles	6
School Information	7
School Motto	7
Student Enrollment by Ethnicity – 2022-23	8
Student Enrollment by Grade – 2022-23	8
Student Enrollment by Student Group – 2022-23	9
Comprehensive Needs Assessment	9
Transition from Preschool to Kindergarten	9
Bully Prevention, Violence Prevention, and Substance Abuse Curricula	10
Community Resource Guide	11
School Plan for Student Achievement	12
Budget	22
2023-24 Centralized Support for Planned Improvements in Student Performance	23
VUSD - Program Support Goals	23
References	25
CAASPP – Grade 3 English Language Arts/Literacy 2022-23	25
CAASPP – Grade 3 Mathematics 2022-23	26
CAASPP – Grade 4 English Language Arts/Literacy 2022-23	27
CAASPP – Grade 4 Mathematics 2022-23	28
CAASPP – Grade 5 English Language Arts/Literacy 2022-23	29
CAASPP – Grade 5 Mathematics 2022-23	30
2023-24 Supplemental Funds Program Budget	31
2023-24 Site Funds Program Budget	32
VUSD - Parent Involvement Policy	33
Professional Development Plan	35
School Accountability Report Card	36
School Site Council Bylaws	44

The School Plan for Student Achievement

The School Plan for Student Achievement (SPSA) is a strategic plan that maximizes the resources available to the school while minimizing duplication of effort with the ultimate goal of increasing student achievement. SPSA development should be aligned with and inform the Local Control and Accountability Plan process.

The SPSA consolidates all school-level planning efforts into one plan for programs funded through the consolidated application (ConApp), and for federal school improvement programs, including schoolwide programs, Comprehensive Support and Improvement (CSI), Targeted Support and Improvement (TSI), and Additional Targeted Support and Improvement (ATSI), pursuant to California Education Code (EC) Section 64001 and the Elementary and Secondary Education Act as amended by the Every Student Succeeds Act (ESSA). This plan is designed to meet schoolwide program planning requirements.

California's ESSA State Plan supports the state's approach to improving student group performance through the utilization of federal resources. Schools use the SPSA to document their approach to maximizing the impact of federal investments in support of underserved students. The implementation of ESSA in California presents an opportunity for schools to innovate with their federally-funded programs and align them with the priority goals of the school and the LEA that are being realized under the state's Local Control Funding Formula (LCFF).

The LCFF provides schools and LEAs flexibility to design programs and provide services that meet the needs of students in order to achieve readiness for college, career, and lifelong learning. The SPSA planning process supports continuous cycles of action, reflection, and improvement. Consistent with EC 65001, the School Site Council (SSC) is required to develop and annually review the SPSA, establish an annual budget, and make modifications to the plan that reflect changing needs and priorities, as applicable.

For additional information on school programs and how you may become involved locally, please contact:

Lisa Abeloe, Principal
Citrus Glen Elementary School
9655 Darling Road
Ventura, CA 93004
(805) 672-0220
lisa.abeloe@venturausd.org

The district's Governing Board approved this revision of the school plan on _____.

School Site Council Membership

California Education Code Section 64001(g) requires that the School Plan for Student Achievement be reviewed and updated at least annually, including proposed expenditures of funds allocated through the ConApp, by the School Site Council (SSC). The 2023-24 School Site Council consists of the following members:

Name of Members	Principal	Certificated Staff	Classified Staff	Parent or Community Member	Student
Lisa Abeloe	X				
Josie De La Cruz			X		
Tiffany Brown		X			
Bonnie Kidwell		X			
Suzie Marshall		X			
Heather Brown				X	
Betty Osland				X	
Doug McCormick				X	
Diana Wallot Rivera				X	
Stacy Vera				X	
Number of members in each category	1	3	1	5	

Education Code Section 52176 (a) states that each school with more than 20 English Learners shall establish a school level advisory committee. Parents or guardians, or both, of EL pupils who are not employed by the district shall constitute a majority of the committee.

Name of Members	Principal	Certificated Staff	Classified/ Other Staff	Parent or Community Member	Student
Karin Just	X				
Josie De la Cruz				X	
Number of members in each category	1			1	


Recommendations and Assurances

The School Site Council (SSC) recommends this school plan and proposed expenditures to the district Governing Board for approval and assures the board of the following:

- 1) The SSC is correctly constituted and was formed in accordance with district governing board policy and state law.
- 2) The SSC reviewed its responsibilities under state law and district governing board policies, including those board policies relating to material changes in the School Plan for Student Achievement (SPSA) requiring board approval.
- 3) The SSC sought and considered all recommendations from the following groups or committees before adopting this plan:

English Learner Advisory Council (ELAC)

Signature of Authorized
Representative



- 4) The SSC reviewed the content requirements for school plans of programs included in this SPSA and believes all such content requirements have been met, including those found in district governing board policies and in the local educational agency plan.
- 5) This SPSA is based on a thorough analysis of student academic performance. The actions proposed herein form a sound, comprehensive, coordinated plan to reach stated school goals to improve student academic performance.
- 6) This SPSA was adopted by the SSC at a public meeting on: 10/10/23

Attested:



Lisa Abeloe, Principal

10/10/23

Date



SSC Chairperson

10/11/23

Date

District information

District Profile

Ventura Unified School District is the fourth largest district in the county and located on the California coastline, 63 miles northwest of Los Angeles. Approximately 15,000 students in grades transitional kindergarten through twelve receive a rigorous, standards-based curriculum from dedicated and highly qualified professionals. The district is comprised of 17 elementary schools, 4 middle schools, 3 comprehensive high schools, 1 continuation high school, 1 alternative high school, and 1 independent study school.

During the 2022-23 school year, Ventura Unified School District served 14,980 students in grades TK-12 including 13% students with disabilities, 14.9% English learners, 54% socioeconomically disadvantaged, 0.2% migrant education, 2.8% homeless, and 0.4% identified as foster youth.

District Promise

When it comes to delivering an education that prepares students for a future in the world today, a one-size-fits-all approach no longer suffices. Students must be able to think critically, approach problem-solving with agility and creativity, be open to exploration, and adapt to new ideas and pathways they will invariably encounter throughout their lives.

At Ventura Unified School District, we cultivate a wealth of diverse academic programs so every student in our community has the chance to explore and engage with a learning environment that not only challenges them academically, but also promotes their growth as people, scholars, and citizens of the world, in an open and positive environment.

Our passion is to help the children in our schools find their passion—academically and personally—believing that each and every student has a brilliant future ahead of them.

District Pillars

We are committed to providing:

- a safe, healthy, and positive learning environment in every school
- rigorous and relevant academics that challenge each student
- engaging settings that stimulate curiosity and empower students to have a voice in their learning
- real world experiences and connections in and out of the classroom to cultivate creativity, critical thinking, and an appreciation for the world in which we live
- consistent, enthusiastic and unwavering encouragement of each and every child—so they can discover who they want to become and be academically, personally, and socially

Our young people are the future of our community and our world. It is incumbent on all of us to become deeply involved in their success, so each student has the freedom, support and resources they need to find their future.

For the future of every student.

District Vision

In the Ventura Unified School District all students will receive an exemplary and balanced education fostering a lifelong passion for learning and engagement. We demand excellence of ourselves because our supportive community has entrusted us with their children.

District Mission

The Ventura Unified School District will educate all students in safe, healthy, and high performing schools. We will inspire all students to excel academically, honor the unique qualities and diverse backgrounds of all students, build supportive relationships, guide all students to reach their full potential, motivate all students to successfully pursue their chosen life path, and engage all students to become responsible and contributing members of society.

District Governing Principles

Every student can learn. We will make decisions in the best interest of students. We will value and celebrate diversity, and treat all people with dignity and respect. We will operate in a fiscally responsible manner. We will work as a team. We will maintain a working environment that promotes professional growth and excellence. We will celebrate and recognize success, creativity and achievement through a variety of indicators. We will embrace families and the community as partners in education.

School Information

During the 2022-23 school year, Citrus Glen Elementary School served 474 students in grades TK-5. Student enrollment included 8.2% students with disabilities, 15.6% English learners, 55.7% socioeconomically disadvantaged, 0.2% foster youth, 3.4% homeless, and 0.2% migrant.

Citrus Glen Elementary School is located in the east end of Ventura and serves students residing in the immediate neighborhood and the downtown area of Saticoy. The economic community base is diverse ranging from socially economically disadvantaged to middle class.

Certificated Staff:

One principal, 18 teachers, one part-time Intervention teacher, one part-time speech and language therapist, one full-time counselor, one full-time resource specialist, one part-time school psychologist, and a nurse available as needed.

Classified Staff:

One office manager, one part-time health technician, one part-time bilingual paraeducator as needed, one full-time paraeducator (for full-inclusion students), one part-time clerk, three custodians, and three cafeteria employees

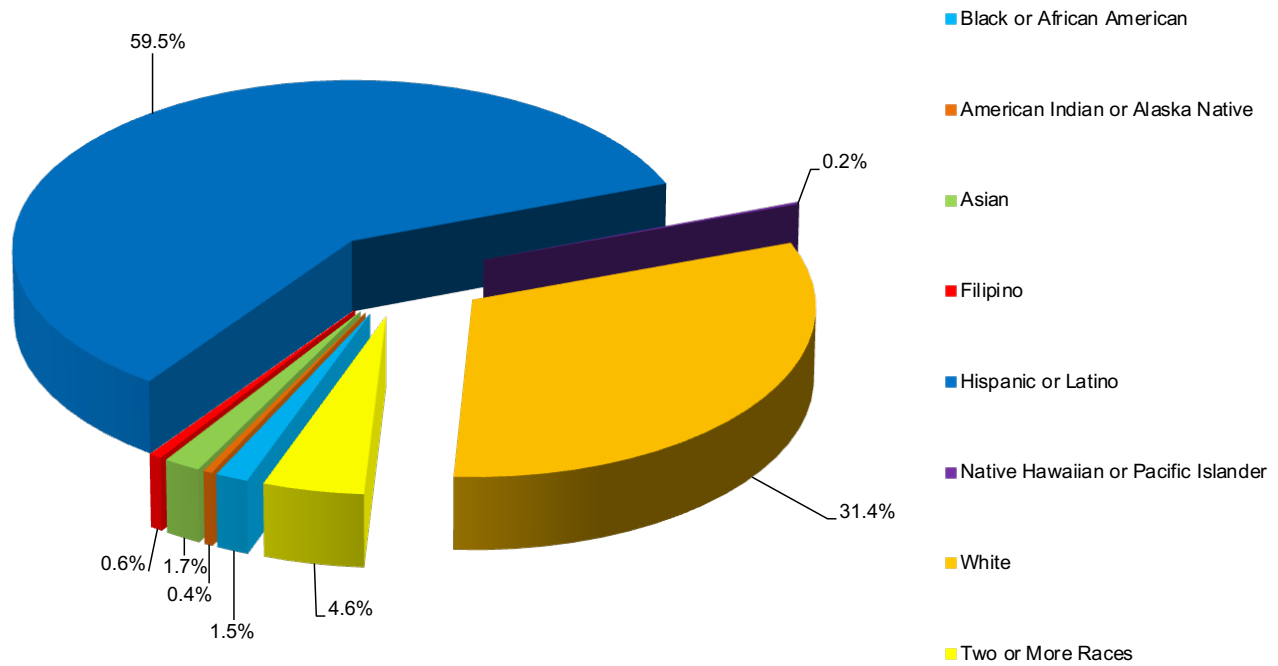
Instructional Strategies

- Banking time to allow for grade level collaboration
- Extended day kindergarten (7:55 am – 1:00 pm – Mon-Thurs, 7:55 – 11:30 - Friday)
- Transitional Kindergarten – developmental kindergarten program for young kindergarten age students
- District Art teacher (all students receive a minimum of two lessons per year in person and additional lessons via Zoom) and Music teacher (8 lessons per year district provided instruction)
- An intervention teacher provides academic support to all grade levels

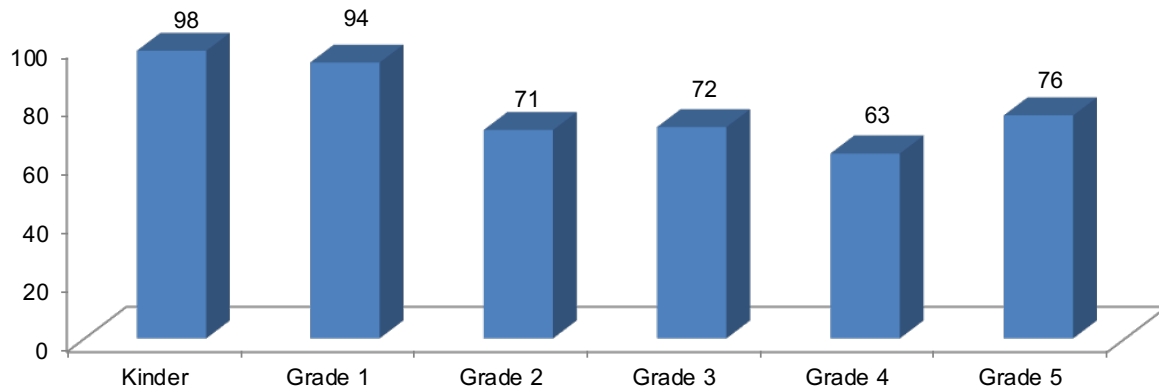
School Motto

Be Kind
Be Safe
Be Responsible

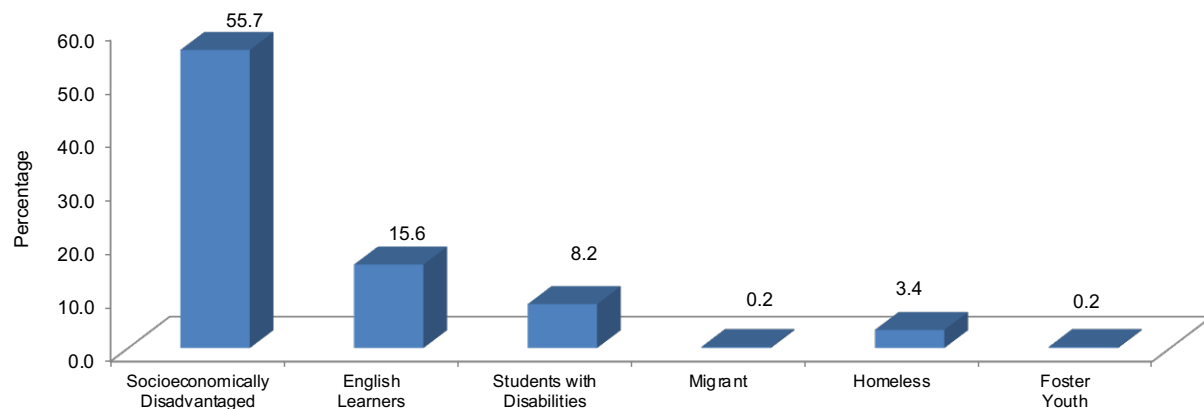
Student Enrollment by Ethnicity – 2022-23



Student Enrollment by Grade – 2022-23



Student Enrollment by Student Group – 2022-23



Comprehensive Needs Assessment

Citrus Glen Elementary School completed a comprehensive needs assessment survey of all students enrolled, including migratory students, which included the analysis of student performance in relation to the state academic content standards. During staff meetings, grade level collaboration, and staff meetings, administration and leadership team members considered the results of the following to identify areas of strength and weakness:

- ✓ Analysis of Student Performance Data:
 - ELPAC Reports
 - CAASPP Data
 - Assessments
- ✓ California School Climate Survey

Conclusions from the needs assessment survey were used to identify SPSA goals and program support goals.

Transition from Preschool to Kindergarten

Ventura Unified School District Office of Educational Services, Child Development Programs Division, manages and coordinates early childhood programs to support the social, emotional, physical, and educational needs of the child in a safe and healthy environment. Teaching staff are fully credentialed through the California Commission on Teacher Credentialing. Support staff are well trained and knowledgeable of community resources, mental health, social services, health, and nutrition.

The Ventura Unified School District's Curriculum and Instruction Division oversees the following programs:

- **Jumpstart State Preschool Program:** Through a contract with the California Department of Education, Ventura Unified School District operates 14 half-day Jumpstart State Preschool programs. The Jumpstart Program is under the auspices of Ventura Unified School District Office of Educational Services, Child Development Programs.

Our State Preschool programs are designed to prepare children for successful entry to kindergarten. Our curriculum offers children opportunities to learn by being actively involved with developmentally appropriate materials in the areas of language, cognitive, social, emotional, creative, and physical development. We value each child as a unique individual and foster a healthy sense of self. We use integrative curriculum that is founded on theories of High Scope and the NAEYC Curriculum Guidelines for Young Children. We pride ourselves in being part of VUSD Language Arts Standards. Jumpstart utilizes a developmental continuum and benchmarks to document and evaluate student learning. It is the goal of Jumpstart to help minimize the gap between pre-K and the K-5 school system and to increase kindergarten readiness.

When you visit the Jumpstart classrooms, you will observe a print rich environment supporting the developmental process of early literacy. Notably, the importance of a culturally and linguistically sensitive learning environment is demonstrated. Children are engaged daily in language/literacy lessons, as well as ten developmentally based center activities. Children receive a “no cost” nutritionally balanced meal each day. Each Jumpstart Preschool classroom is composed of a Site Leader (Director) and two qualified Classroom Teachers. The program is structured to provide back-to-back instruction, more commonly known as team teaching.

The Jumpstart State Preschool Programs offer morning and afternoon sessions at:

- E.P. Foster Elementary
 - Montalvo Elementary
 - Portola Elementary
 - Sheridan Way Elementary
 - A.T.L.A.S.
 - Will Rogers Elementary
 - Pacific High
- **Transitional Kindergarten (TK) Program:** The Ventura Unified School District's Curriculum and Instruction Division oversees the Transitional Kindergarten Program. The TK program is offered at the following school sites within the Ventura Unified School District:
 - Citrus Glen Elementary School
 - Elmhurst Elementary School
 - Junipero Serra Elementary School
 - Lemon Grove School
 - Lincoln Elementary School
 - Loma Vista Elementary School
 - Sheridan Way Elementary
 - Sunset School

Bully Prevention, Violence Prevention, and Substance Abuse Curricula

All persons are to be treated with dignity and respect; therefore, the district, schools, students, parents/guardians and community have an obligation to promote mutual respect and safe, harmonious relations that support dignity and equality. The Ventura Unified School District has in place policies, procedures, and practices that are designed to reduce and eliminate bullying and harassment as well as processes and procedures to address incidents of bullying and harassment when they occur.

Citrus Glen Elementary School's behavior standards are aligned to district standards, including the application of standards for bullying behavior fairly and consistently. Citrus Glen Elementary School follows district guidelines, policies and procedures according to the Education Code as well as school rules pertaining to related matters such as bullying suspension and expulsion, student expression, and the rights and responsibilities of students.

School administration and teaching staff are qualified to identify, manage, and respond to unacceptable behaviors to support a safe and respectful learning environment. Citrus Glen Elementary School's staff have adopted site-based goals to build a healthy environment to reduce classroom disruptions, increase student safety, and motivate student learning. During advisory period, students are engaged in activities targeting bully prevention strategies through classroom discussions and special presentations.

Citrus Glen Elementary School has adopted the following district-approved programs aimed at keeping students safe at all times and promoting healthy habits and choices.

- **The Great Body Shop** - includes curricula about harassment/bullying for K-5.
- **Digital Citizenship** – An Internet safety program designed to provide teachers with lessons and resources that will comply with the Children's Internet Protection Act (CIPA). All schools are required to provide Internet Safety instruction for all grade levels each year.
- **Bully Blockers** – designed to prevent and reduce all forms of bullying, from gossiping and exclusion to physical aggression and cyberbullying.

- **Second Step** – A research-based program to promote the social-emotional development, safety, and well-being of children. The program will be implemented during the 2021-22 school year at Citrus Glen Elementary School.
- **National Kindness Week & The Great Kindness Challenge**

Community Resource Guide

The Ventura Unified School District publishes a Community Resource Guide for its student, parents, and community. The guide is available at the district office and on the district website www.venturausd.org. The guide provides local and community resource contact information for:

- 24 Hour Hotline Numbers
- After School Childcare & Activities
- Alcohol, Tobacco, Other Drugs
- Clothing, Food, Shelter
- Confidential Teen Services
- Counseling
- Educational Resources
- Family Support
- Health Notifications
- Healthcare
- Homeless Services
- Hot Line Numbers
- Local Alcohol, Tobacco & Drug Intervention Information
- Low or No-Cost Health Insurance for Children
- Student Assistance/Support
- Teen Services
- Transportation
- Tutoring

School Plan for Student Achievement

School Name	County-District-School CDS Code	School Site Council (SSC) Approval Date	Local Board Approval Date
Citrus Glen Elementary School	56726526116040	10-10-2023	

Purpose and Description

Briefly describe the purpose of this plan (State whether Schoolwide Program, Comprehensive Support and Improvement, Targeted Support and Improvement or Additional Targeted Support and Improvement)

This Schoolwide Program for Citrus Glen Elementary is a strategic plan to consolidate all school-level planning efforts for increasing student achievement and addressing learning loss mitigation due to instructional disruption caused by COVID-19.

Briefly describe the school's plan for effectively meeting the ESSA requirements in alignment with the Local Control and Accountability Plan and other federal, state, and local programs.

The purpose of this plan is to gather information from all stakeholders and multiple data sources to identify areas of need. Specific, measurable goals will be set to improve our academic programs for all students and to strategically decrease the achievement gaps between student groups. Specific goals, strategies and activities will be tied to increasing student achievement, increasing student connections to school and increasing parent involvement in line with the Ventura Unified School District LCAP.

Stakeholder Involvement

How, when, and with whom did the school consult as part of the planning process for this SPSA/Annual Review and Update?

Involvement Process for the SPSA and Annual Review and Update

Personnel Involved:	Date:
School Site Council	9/19; 10/10
Parent Teacher Association	8/10; 9/6; 9/28; 10/5
MTSS Leadership Site Team	10/3
School Site Staff	9/26
English Learner Advisory Committee	9/19

Resource Inequities

Briefly identify and describe any resource inequities identified as a result of the required needs assessment, as applicable. **(COMPLETE ONLY IF CSI OR ATSI SCHOOL)**

Not applicable.

Goals, Strategies, Expenditures, and Annual Review**Goal 1:**

Increase Student Achievement – Increase student achievement for all students while decreasing performance gaps. Ensure that English Learners are progressing toward reclassification to RFEP status.

Identified Need:

All students will see an increase in RIT scores in both Reading and Math over the year. When compared to the previous year's RIT scores, on average, our students will show growth. All students will meet the MAP growth projection for both Math and English, Language Arts. Special focus will be given to monitoring English Learner students progress.

Annual Measurable Outcomes:

Measures of Academic Progress (MAP Growth Testing) is scored with a RIT score (Rasch Unit Interval). This RIT number measures and compares academic growth in both Math and Reading over time. The RIT scale extends across grades to indicate a student's Zone of Proximal Development and is given at least once each trimester. (nwea.org). Additionally, the MAP growth percentile will be used to measure students growth progress from one trimester to the next.

MAP RIT Comparison Scores for 22-23 Trimester Data:

This year's goal will compare site-based 21-22 scores against site-based 22-23 scores. They will also include 22-23 districtwide average scores as a reference.

Grade	21-22 T1 Math Citrus Ave	22-23 T1 Math Citrus Ave	22-23 T1 Math VUSD Ave	21-22 T2 Math Citrus Ave	22-23 T2 Math Citrus Ave	22-23 T2 Math VUSD Ave	21-22 T3 Math Citrus Ave	22-23 T3 Math Citrus Ave	22-23 T3 Math VUSD Ave
Kinder	144.2	140.3	141	147.1	143.2	146.8	151.7	148.3	152.0
First	156.8	160.7	157.8	163.2	164.54	164.0	168.7	169.7	170.2
Second	174.3	175.7	174.4	177.7	178.0	180.0	181.1	181.8	184.2
Third	182.9	189	185.6	188.6	188.5	189.3	192.5	193.5	193.4
Fourth	196.1	200	199.1	199.7	199.9	202.2	200.4	201.8	206.1
Fifth	205.2	209.5	206.1	208.3	209.3	209.7	211.1	210.7	212.5

Grade	21-22 T1 ELA Citrus Ave	22-23 T1 ELA Citrus Ave	22-23 T1 ELA VUSD		21-22 T2 ELA Citrus Ave	22-23 T2 ELA Citrus Ave	22-23 T2 ELA VUSD Ave		21-22 T3 ELA Citrus Ave	22-23 T3 ELA Citrus Ave	22-23 T3 ELA VUSD
Kinder	138.4	137.3	138.2		142.9	139.3	142.3		145.9	143.5	146.6
First	154.9	156.6	153.5		158.1	156.2	158.3		163.1	163.9	164.4
Second	180.9	173	177.3		186.4	185.4	182.2		187.5	189.2	185.7
Third	187.9	187.2	185.1		189.1	188.1	186.6		190.8	191.0	190.3
Fourth	199.4	197.1	196.8		197.3	197.4	198.8		197.5	198.4	201.7
Fifth	204.8	204.8	203.1		205.4	203.0	203.7		206.5	203.1	204.8

T1 21-23/22-23 scores will be skewed due to differing administration protocols - in 21-22 all passages were read to students in grades 2-5, in 22-23 students read passages on own unless otherwise indicated by student's IEP.

Percentage of students who met the MAP Growth projection from the fall of 2022 to the Spring of 2023. Students who made the expected growth would see a 50% growth over the course of the year.

<u>Fall 2022 - Spring 2023</u>	<u>ELA</u>	<u>MATH</u>
<u>K</u>	29%	40%
<u>1</u>	51%	43%
<u>2</u>	43%	27%
<u>3</u>	36%	42%
<u>4</u>	35%	29%
<u>5</u>	31%	25%

Strategy/Activity 1

Staff will use targeted programs and strategies to effect ELA and Math instruction that meets the needs of All Students as evidenced by an increase in RIT Score and growth percentile for All Students and student groups in comparison to the previous year's data.

Students to be Served by this Strategy/Activity

(Identify either All Students or one or more specific student groups)

All students with a focus on our English Learner students.

Strategy/Activity

- Specified FTE to plan, coordinate, teach and guide comprehensive intervention programs per District LCAP plan.
- Coordinated Reading Support Program (Sonday Intervention) identifying student needs from multiple sources of data and teacher recommendation (1 80% teacher). Intervention consisting of thirty minute lessons in small groups 4 days a week by credentialed teachers.
- Math intervention using individualized Moby Max and small group instruction inside the classroom.
- Learning A-Z Raz Kids, AR, Zaner Bloser supplementary programs available to teachers; homework management materials - software and supplies
- Bilingual paraeducator support providing pull-out/push-in, targeted English development lessons for varying levels (newcomer to long-term English Learner), in-class support and parent communication.
- Substitute time for lower grade teachers to facilitate online testing for younger students
- Instructional strategy development and professional learning guidance from Teacher Leadership Multi-Tiered Systems of Support Team through meetings and share-outs.
- Monthly staff meetings with Professional Learning components around Universal Design for Learning, Multi-Tiered Systems of Support and research-based strategies for English Learner instruction - these are in line with District initiative to build capacity to meet English Learners needs across VUSD.
- Credentialed teacher on library adjunct to assist with accelerated reader and STAR reading programs, leveling of books, identifying "good fit" books for grade level groups, and tracking student Accelerated Reader use.
- School Counselor providing class and small group lessons to support Social/Emotional Learning strategies for self-regulation, organizational skills and time management to assist with academic achievement.
- Campus support assistant (CSA) to support small group instruction in combination and classes in grades 3rd - 5th and campus supervision for safety needs.

Proposed Expenditures for this Strategy/Activity

Amount(s)	Source(s)
0.8 FTE credentialed intervention teacher to coordinate program - certificated pay scale	District Funded through LCAP
1 20% counselor to bring counselor to 1FTE on site	Supplemental - \$18,213
1 Bilingual Para-Educator	Supplemental - \$19,649
CSA extra hours	District Funded through LCAP
20 days of Substitute Teachers	Site-Based Funds - \$4,500
Accelerated Reader	Lottery Funds - \$4,100
Materials: Zaner Bloser/hmwk management, etc	Site-Based - \$7,373
Hourly math intervention- 150 hours	District Funded through LCAP

Annual Review:**SPSA Year Reviewed: 2022-23**

Respond to the following prompts relative to this goal. If the school is in the first year of implementing the goal, an analysis is not required and this section may be deleted.

ANALYSIS:

Describe the overall implementation of the strategies/activities and the overall effectiveness of the strategies/activities to achieve the articulated goal.

Based on analysis of local assessment data, students, at most grade levels, showed academic progress in both ELA and math.

Briefly describe any major differences between the intended implementation and/or the budgeted expenditures to implement the strategies/activities to meet the articulated goal.

With approval of the School Site Council, the budgeted funds will continue to provide support for math and literacy instruction for all students.

Describe any changes that will be made to this goal, the annual outcomes, metrics, or strategies/activities to achieve this goal as a result of this analysis. Identify where those changes can be found in the SPSA.

Local assessment data will continue to be used to monitor student academic progress.

Goal 2:

Student Connections to School - Provide a safe and secure environment for all staff and students.

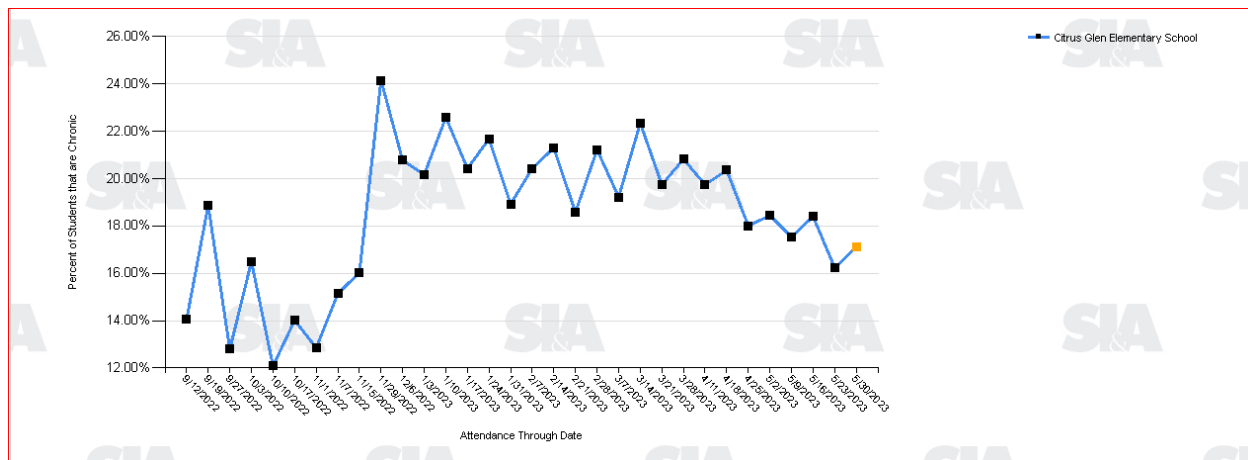
Identified Need:

Decrease the rate of Chronic Absenteeism. A chronically absent student is absent 10% of the school year at any given date. Thus a student absent one day in the first ten days of school could be considered chronically absent. A complete school year is made up of 180 days. For a student to be considered chronically absent by the end of the year, he or she must be absent more than 18 days.

Annual Measurable Outcomes:

Metric/Indicator	Baseline/Actual Outcome	Expected Outcome
Annual Rate of Chronic Absenteeism as measured by A2A Year-Over-Year Data (Attention to Attendance from School Innovations and Achievement - SIA)	18-19 - 6.6%	Chronic Absenteeism will decrease and move toward pre-COVID numbers. A decrease of 5% can be a starting point.
	19-20 - 7.8%	
	20-21 - 14.5%	
	21-22 - 20.53%	
	22-23 - 19.42%	

The graph below from A2A shows the absenteeism rate over the course of the 22-23 school year. We are able to see the attendance periods when absenteeism was the greatest for targeting attendance support.



Strategy/Activity 1

Decrease chronic absenteeism.

Students to be Served by this Strategy/Activity

(Identify either All Students or one or more specific student groups)

All Students with increased attention to those currently or having previously shown Chronic Absenteeism.

Strategy/Activity

- Monitor attendance weekly through attendance reports, emails, Parent Square and daily phone calls
- Principal and or counselor to send parent letters and hold conferences with at risk students and parents who are on attendance contracts to refer/ provide outside resources
- Referred counselor meetings and well-checks with at-risk families

Re-introduce Saturday School opportunities through both site and district efforts

- Extra Clerical hours to engage families with immediate feedback for absences
- Collaborate on grade level weekly Social Emotional Lessons based on the Second Step curriculum
- School connection activities through counseling groups, Cub of the Week, Principal Spotlight, Friendship Week, field trips, PTA assemblies, Student Newsletter, Student Council, Art and Music activities built into the school day, ELOP after school program.
- Promote campus wide education around Bullying Prevention, Kindness focus weeks, and Growth Mindset
- Increased supervision and campus support
- Full time counselor
- Implement Leadership/PBIS program

Proposed Expenditures for this Strategy/Activity

Amount(s)	Source(s)
Extra Clerical Support: Attendance Clerk	Site Based Funds - \$8,066
Extracurricular activities: assemblies, field trips (as allowable)	PTA Funds
20% counselor to reach 1 FTE	Supplemental - \$18,213
Costs for 4 site-based Saturday Schools	District funded
Leadership/ PBIS program	Supplemental \$9,657.00

Annual Review:**SPSA Year Reviewed: 2022-23**

Respond to the following prompts relative to this goal. If the school is in the first year of implementing the goal, an analysis is not required and this section may be deleted.

ANALYSIS:

Describe the overall implementation of the strategies/activities and the overall effectiveness of the strategies/activities to achieve the articulated goal.

The school site attendance team worked to educate families on the importance of attendance, established ways to support students to feel connected to the school, and provide supports and interventions for families who struggled with attendance.

Briefly describe any major differences between the intended implementation and/or the budgeted expenditures to implement the strategies/activities to meet the articulated goal.

The strategies proposed in the 22-23 SPSA were implemented.

Describe any changes that will be made to this goal, the annual outcomes, metrics, or strategies/activities to achieve this goal as a result of this analysis. Identify where those changes can be found in the SPSA.

Although the goal to decrease chronic absenteeism by 5% was not attained last year, the rate of chronic absences did decrease. We expect it to continue in this trend during the 23-24 school year.

Goal 3:

Family Involvement - Maintain and/or increase parent and community involvement.

Identified Need:

Citrus Glen will strive to maintain and/or work to increase parent communication and involvement as we work to re-engage families post pandemic.

Annual Measurable Outcomes:

Metric/Indicator	Baseline/Actual Outcome	Expected Outcome
Parent Participation at school events and/or with online communications. (Parent Square usage, completion of surveys, volunteer clearance records, attendance at events, PTA membership, etc..)	<p>Percentage of parents signed up to receive Parent Square communications in the 21-22 school year: 93%</p> <p>Number of parents cleared to volunteer in the Citrus Glen classrooms: 22 - 23 school year 178</p> <p>PTA Membership 22 -23 school year: 175</p> <p>Number of School Needs Assessment Surveys completions for 22-23 school year: 32</p>	<p>We will continue to see a reintegration of parent involvement through increased PTA membership, event attendance, and survey completion through the 23-24 school year.</p> <p>Projected increase, applications still being accepted.</p> <p>School Needs assessments for 22-23 at 32</p>

Strategy/Activity 1

Increase parent communication.

Students to be Served by this Strategy/Activity

(Identify either All Students or one or more specific student groups)

All students.

Strategy/Activity

- Maintain regular communication to inform families of involvement opportunities and program details primarily through Parent Square. In addition, utilize teacher communications, phone calls, Facebook page, PTA notifications, marquis.
- Maintain Citrus Glen website
- Create diverse offerings for families to get involved including PTA, SSC, ELAC, PAC, gardening opportunities, library, classroom volunteers, field trip chaperones, art and music education, counselor lead parent workshops, family nights, etc.
- Host a variety of events for parents, families and community to become engaged with our school community including Orientations for TK and K, First and New Students, Back-to-School Night, Jog-a-thon, School Information Night, Family Movie Night, Curbside Police Coffee, Glow Party, Spelling Bee, Dr. Seuss Day, Book Fair, Art Walk, Carnival, Family Picnic, Coffee with the Cubs, Science family night, and Promotion Events.

- Advertise and encourage Citrus Glen family participation in VUSD District opportunities for parent education, district information meetings and opportunities to become involved at the District Level by leveraging Parent Square.

Proposed Expenditures for this Strategy/Activity

Amount(s)	Source(s)
Extracurricular activities for students: assemblies, field trips (PTA Funding)	PTA Donation
Various family activities: (Jog-a-thon, Family Movie Night, Book Fair, Art Walk, Carnival, Family Picnic and Promotion Events).	PTA Donation
School Website	District Funded

Annual Review:**SPSA Year Reviewed: 2022-23**

Respond to the following prompts relative to this goal. If the school is in the first year of implementing the goal, an analysis is not required and this section may be deleted.

ANALYSIS:

Describe the overall implementation of the strategies/activities and the overall effectiveness of the strategies/activities to achieve the articulated goal.

The rates stayed the same or increased slightly. We anticipate an increase in volunteer rate once that data is available. The PTA and school office are working on strategic plans to increase parent involvement on campus.

Briefly describe any major differences between the intended implementation and/or the budgeted expenditures to implement the strategies/activities to meet the articulated goal.

There are no major discrepancies.

Describe any changes that will be made to this goal, the annual outcomes, metrics, or strategies/activities to achieve this goal as a result of this analysis. Identify where those changes can be found in the SPSA.

New activities include increased PTA outreach and new art and music programs to attract parents to campus.

Budget

Other Federal, State and Local Funds

The School Site Council intends for Citrus Glen Elementary School to participate in the following programs:

Federal Programs	Allocation (\$)
Title I 2023-24 Pre-Allocation	\$0.00
Title I 2023-24 Allocation	\$0.00

Subtotal of additional federal funds included for this school: **\$0.00**

List the State and local programs that the school is including in the schoolwide program. Duplicate the table as needed.

State or Local Programs	Allocation (\$)
Site-Based Funds 2022-23 Carryover	\$3,960.00
Site-Based Funds 2023-24 Allocation	\$16,590.00
Supplemental Funds 2022-23 Carryover	\$4,685.00
Supplemental Funds 2023-24 Allocation	\$53,990.00

Subtotal of state or local funds included for this school: **\$0.00**

Total of federal, state, and/or local funds for this school: **\$79,225.00**

2023-24 Centralized Support for Planned Improvements in Student Performance

VUSD - Program Support Goals

The Educational Services Department provides direction, coordination, and assistance to schools in carrying out a District Title I program for disadvantaged students. These include areas of program development, School Plan Review, management, legal compliance, evaluation, fiscal accounting, staff development, and community advisory processes, as well as responsibility for District and state required reports and documents.

Multilingual/Multicultural Education

The VUSD Multilingual and Multicultural Education Department supports programs that prepare Multilingual Learners at all grade levels for college and career success. Department staff supports Multilingual Learner identification, parent notification, annual assessment routines, reclassification procedures and compliance monitoring.

Program models offered for Multilingual Learners in VUSD include Structured English Immersion, English Language Mainstream, and Dual Language Programs. The department supports program design, planning and articulation, professional development, curriculum selection, program evaluation, parent involvement, management of fiscal resources, and community awareness.

Migrant Education student services are provided to eligible students and families as part of the Multilingual and Multicultural Department.

The Multilingual and Multicultural Department supports world language instruction and multilingualism in VUSD schools through course development, curriculum selection, and professional development.

VUSD promotes and celebrates multilingualism with the VUSD Multilingual Recognition Seal and the California State Seal of Biliteracy. The Department assists schools in providing this recognition for graduating seniors each year.

District translation support is offered through the Multilingual and Multicultural Department and by staff at many schools.

VUSD collaborates with the Mexican Secretary of Public Education to provide educational opportunities at our Plaza Comunitaria located at Sheridan Way School.

The VUSD Multilingual and Multicultural Education Department also supports programs and curriculum TK-12 that honor the diverse identities and community cultural wealth all our students bring. The goal is for all students in VUSD to feel safe, valued, nurtured and loved.

Curriculum & Instruction

The Curriculum & Instruction Department, serving TK-12 students, under the direction of Educational Services, provides leadership and support for VUSD staff by coordinating the development, alignment, and implementation of standards, assessments, curriculum, instruction, staff development, and support services to ensure each student meets or exceeds grade level content standards. The education of the whole child, academically, as well as socially and emotionally, is our goal.

Gifted and Talented Education

The Gifted and Talented Education Office provides direction, coordination, and assistance in carrying out the GATE Program. This includes accounting, management, legal compliance, evaluation, placement and identification, the community advisory processes, as well as providing District and state required reports. Assistance to schools is provided by the GATE Coordinator.

Migrant Education

The Migrant Education Program provides for the coordination and implementation of various services in partnership with the Ventura County Office of Education, and the local colleges and universities. Services include identification and recruitment, monthly parent advisory committee meetings, early child development supports, supplemental instruction, summer school, emergency medical services, Spelling, Speech & Debate Tournaments, college tours, academic counseling, credit recovery courses, Family Literacy Programs, Migrant Family Conference, informational events, computer program trainings, accounting, management, legal compliance, evaluation, as well as providing district and state required reports. Services are provided to academically support and ensure that migratory students receive the appropriate opportunities to help reduce with the educational disruption and other problems as a result of repeated moves. Service to the schools are provided by the Migrant Education Coordinator and the Migrant Liaison/Recruiter.

Indian Education

The Indian Education Program is a federally-funded program serving only American Indian or Alaskan Native students in all grade levels who have an Indian Student Eligibility Certification Form 506 completed by their parents and on file in our Indian Education Office. The main focus of the program is to encourage all students of American Indian descent to finish high school and attend college. The Indian Education program was implemented to reduce the high drop-out rate among Native Americans throughout the United States

Elementary grade students (K-5) are engaged in a rigorous, standards-based hands-on Indian Education curriculum and reading development. Students participate in fun activities which explore their Native American history, heritage, and culture. Intervention and tutoring are available based on individual progress in meeting state proficiency standards and basic skills acquisition.

All qualifying 6-12 students have access to counselors who are experienced in working with students of American Indian and Native Alaskan descent in the areas of personal and academic counseling as well as tutoring in all areas of the middle school and high school curricula. Students in grades 6-9 are engaged in cultural presentations, heritage lessons, successful time management and study skills lessons, goal setting for middle school success and high school expectations, thinking about college and post high school educational and career planning, and basic skills support for language, reading and mathematics. Students in grades 9-12 are provided career counseling which includes information about special grants, scholarships, and financial assistance, and are engaged in activities to facilitate a better understanding in such areas as individual tribal history and history of other tribes.

Instruction and support are administered at each qualifying student's school site through a series of monthly sessions which may include 1) small group instruction based upon reading and language development, through interactive discussion, 2) hands-on learning activities, 3) booklets, and 4) computerized lessons. The school's Indian education teacher or 6-12 counselor work with the district's Indian Education Coordinator to develop a specialized curriculum and appropriate support services. Tutoring services are determined by the school administrator and Indian Education Coordinator.

References

CAASPP – Grade 3 English Language Arts/Literacy 2022-23

	English Language Arts/Literacy						
	2022-23						
	Number of Students Enrolled	Number of Students	Number of Students With Scores	Standard Exceeded	Standard Met	Standard Nearly Met	Standard Not Met
Grade 3							
All Students Tested	72	71	71	15.49%	18.31%	28.17%	38.03%
Male	39	39	39	23.08%	15.38%	15.38%	46.15%
Female	33	32	32	6.25%	21.88%	43.75%	28.13%
African American	N/A	N/A	N/A	N/A	N/A	N/A	N/A
American Indian or Alaskan Native	*	*	*	*	*	*	*
Asian	*	*	*	*	*	*	*
Filipino	*	*	*	*	*	*	*
Hispanic or Latino	40	39	39	10.26%	10.26%	25.64%	53.85%
Hawaiian or Pacific Islander	N/A	N/A	N/A	N/A	N/A	N/A	N/A
White (not Hispanic)	25	25	25	24.00%	16.00%	36.00%	24.00%
Two or More Races	4	4	4	*	*	*	*
Socioeconomically Disadvantaged	40	40	40	10.00%	15.00%	27.50%	47.50%
English Learners	8	8	8	*	*	*	*
Students with Disabilities	4	4	4	*	*	*	*
Migrant Education							
Homeless							

CAASPP – Grade 3 Mathematics 2022-23

	Mathematics						
	2022-23						
	Number of Students Enrolled	Number of Students	Number of Students With	Standard Exceeded	Standard Met	Standard Nearly Met	Standard Not Met
	Grade 3						
All Students Tested	72	71	71	15.49%	22.54%	33.80%	28.17%
Male	39	39	39	25.64%	17.95%	38.46%	17.95%
Female	33	32	32	3.13%	28.13%	28.13%	40.63%
African American	N/A	N/A	N/A	N/A	N/A	N/A	N/A
American Indian or Alaskan Native	*	*	*	*	*	*	*
Asian	*	*	*	*	*	*	*
Filipino	*	*	*	*	*	*	*
Hispanic or Latino	40	39	39	12.82%	17.95%	30.77%	38.46%
Hawaiian or Pacific Islander	N/A	N/A	N/A	N/A	N/A	N/A	N/A
White (not Hispanic)	25	25	25	12.00%	28.00%	40.00%	20.00%
Two or More Races	4	4	4	*	*	*	*
Socioeconomically Disadvantaged	40	40	40	10.00%	15.00%	35.00%	40.00%
English Learners	8	8	8	*	*	*	*
Students with Disabilities	4	4	4	*	*	*	*
Migrant Education							
Homeless							

CAASPP – Grade 4 English Language Arts/Literacy 2022-23

	English Language Arts/Literacy 2022-23						
	Number of Students Enrolled	Number of Students	Number of Students With Scores	Standard Exceeded	Standard Met	Standard Nearly Met	Standard Not Met
	Grade 4						
All Students Tested	57	57	57	12.28%	22.81%	24.56%	40.35%
Male	32	32	32	9.38%	18.75%	21.88%	50.00%
Female	25	25	25	16.00%	28.00%	28.00%	28.00%
African American	N/A	N/A	N/A	N/A	N/A	N/A	N/A
American Indian or Alaskan Native	N/A	N/A	N/A	N/A	N/A	N/A	N/A
Asian	*	*	*	*	*	*	*
Filipino	*	*	*	*	*	*	*
Hispanic or Latino	36	36	36	8.33%	11.11%	33.33%	47.22%
Hawaiian or Pacific Islander	*	*	*	*	*	*	*
White (not Hispanic)	14	14	14	28.57%	50.00%	0.00%	21.43%
Two or More Races	*	*	*	*	*	*	*
Socioeconomically Disadvantaged	34	34	34	2.94%	17.65%	20.59%	58.82%
English Learners	9	9	9	*	*	*	*
Students with Disabilities	7	7	7	*	*	*	*
Migrant Education							
Homeless							

CAASPP – Grade 4 Mathematics 2022-23

	Mathematics						
	2022-23						
	Number of Students Enrolled	Number of Students	Number of Students With	Standard Exceeded	Standard Met	Standard Nearly Met	Standard Not Met
	Grade 4						
All Students Tested	57	57	57	8.77	33.33	28.07	29.82
Male	32	32	32	6.25%	31.25%	25.00%	37.50%
Female	25	25	25	12.00%	36.00%	32.00%	20.00%
African American	N/A	N/A	N/A	N/A	N/A	N/A	N/A
American Indian or Alaskan Native	N/A	N/A	N/A	N/A	N/A	N/A	N/A
Asian	*	*	*	*	*	*	*
Filipino	*	*	*	*	*	*	*
Hispanic or Latino	36	36	36	5.56%	22.22%	33.33%	38.89%
Hawaiian or Pacific Islander	*	*	*	*	*	*	*
White (not Hispanic)	14	14	14	21.43%	57.14%	14.29%	7.14%
Two or More Races	*	*	*	*	*	*	*
Socioeconomically Disadvantaged	34	34	34	0.00%	26.47%	29.41%	44.12%
English Learners	9	9	9	*	*	*	*
Students with Disabilities	7	7	7	*	*	*	*
Migrant Education							
Homeless							

CAASPP – Grade 5 English Language Arts/Literacy 2022-23

	English Language Arts/Literacy						
	2022-23						
	Number of Students Enrolled	Number of Students	Number of Students With Scores	Standard Exceeded	Standard Met	Standard Nearly Met	Standard Not Met
	Grade 5						
All Students Tested	75	75	75	8.00%	30.67%	30.67%	30.67%
Male	40	40	40	5.00%	25.00%	25.00%	45.00%
Female	35	35	35	11.43%	37.14%	37.14%	14.29%
African American	*	*	*	*	*	*	*
American Indian or Alaskan Native	N/A	N/A	N/A	N/A	N/A	N/A	N/A
Asian	*	*	*	*	*	*	*
Filipino	*	*	*	*	*	*	*
Hispanic or Latino	53	53	53	5.66%	22.64%	32.08%	39.62%
Hawaiian or Pacific Islander	N/A	N/A	N/A	N/A	N/A	N/A	N/A
White (not Hispanic)	18	18	18	11.11%	50.00%	27.78%	11.11%
Two or More Races	N/A	N/A	N/A	N/A	N/A	N/A	N/A
Socioeconomically Disadvantaged	43	43	43	2.33%	20.93%	34.88%	41.86%
English Learners	17	17	17	0.00%	0.00%	17.65%	82.35%
Students with Disabilities	7	7	7	*	*	*	*
Migrant Education							
Homeless							

CAASPP – Grade 5 Mathematics 2022-23

	Mathematics						
	2022-23						
	Number of Students Enrolled	Number of Students	Number of Students With	Standard Exceeded	Standard Met	Standard Nearly Met	Standard Not Met
	Grade 5						
All Students Tested	75	75	75	17.33%	17.33%	30.67%	34.67%
Male	40	40	40	15.00%	20.00%	20.00%	45.00%
Female	35	35	35	20.00%	14.29%	42.86%	22.86%
African American	*	*	*	*	*	*	*
American Indian or Alaskan Native	N/A	N/A	N/A	N/A	N/A	N/A	N/A
Asian	*	*	*	*	*	*	*
Filipino	*	*	*	*	*	*	*
Hispanic or Latino	53	53	53	11.32%	11.32%	33.96%	43.40%
Hawaiian or Pacific Islander	N/A	N/A	N/A	N/A	N/A	N/A	N/A
White (not Hispanic)	18	18	18	27.78%	33.33%	22.22%	16.67%
Two or More Races	N/A	N/A	N/A	N/A	N/A	N/A	N/A
Socioeconomically Disadvantaged	43	43	43	4.65%	13.95%	32.56%	48.84%
English Learners	17	17	17	0.00%	5.88%	17.65%	76.47%
Students with Disabilities	7	7	7	*	*	*	*
Migrant Education							
Homeless							

2023-24 Supplemental Funds Program Budget

2023-2024 BUDGET

School Site: Citrus Glen Elementary

Program: Supplemental

2022-23 Carryover	\$	4,685.00
2023-24 Allocation	\$	53,990.00
Total Available Funding:	\$	58,675.00

Expenditures:	Budget	Actual/expensed & encumbered to date	Balance to date
1000s - Certificated Salaries			
Intervention Teacher	\$ -		\$ -
Teachers, Sub (15)	\$ 3,375.00		\$ 3,375.00
Counselor - Matt Williamson 0.2 FTE	\$ 14,969.00		\$ 14,969.00
2000s - Classified Salaries			
Parmed - Amanda Carrier .4375	\$ 17,916.00		\$ 17,916.00
Clerical, Extra hours	\$ -		\$ -
CSA extra hours	\$ -		\$ -
3000s - Employee Benefits			
22.86% for Certificated	\$ 7,292.00		\$ 7,292.00
36.96% for Classified	\$ 1,733.00		\$ 1,733.00
4000s - Books and Supplies			
Books Other Than Textbooks	\$ -		\$ -
Materials and Supplies	\$ 3,733.00		\$ 3,733.00
Equipment not Capitalized	\$ -		\$ -
5000s - Services & Other Operating Expenses			
Conferences/Travel	\$ -		\$ -
Rentals and Repairs	\$ -		\$ -
Operating Lease	\$ -		\$ -
Graphics	\$ -		\$ -
Contracted Services	\$ 9,657.00		\$ 9,657.00
Internet Publications/Software	\$ -		\$ -
6000s - Capital Outlay			
Capital Equipment >\$5,000 ea.	\$ -	\$ -	\$ -
Total	\$ 58,675.00	\$ -	\$ 58,675.00

Budget Balance	\$ -
----------------	------

Principals Signature: <i>[Signature]</i>
Date: 10/10/23
School Site Council Approval: <i>[Signature]</i>
Date: 10/11/23
English Learner Advisory Committee Review: <i>[Signature]</i>
Date: 10/11/23
Director, Special Projects Approval: <i>[Signature]</i>
Date: 10/19/23

2023-24 Site Funds Program Budget

2023-2024 BUDGET

School Site:

Citrus Glen Elementary

Program:

Site Based Fund

2022-23 Carryover	\$	3,960.00
2023-24 Allocation	\$	16,590.00
Total Available Funding:	\$	20,550.00

		Budget	Actual expensed & encumbered to date	Balance to date
Expenditures:				
1000s - Certificated Salaries				
	Teachers, Extra hours	\$ -		\$ -
	Teachers, Sub (20 days)	\$ 4,500.00		\$ 4,500.00
	Other	\$ -		\$ -
2000s - Classified Salaries				
	Office Assistant - Kim Shelton	\$ 2,139.50		\$ 2,139.50
	Clerical, Extra hours	\$ 3,750.00		\$ 3,750.00
	Other	\$ -		\$ -
3000s - Employee Benefits				
	22.86% for Certificated			\$ -
	36.96% for Classified	\$ 2,176.76		\$ 2,176.76
4000s - Books and Supplies				
	Books Other Than Textbooks	\$ -		\$ -
	Materials and Supplies	\$ 4,269.70		\$ 4,269.70
	Equipment not Capitalized	\$ -		\$ -
5000s - Services & Other Operating Expenses				
	Conferences/Travel	\$ -		\$ -
	Rentals and Repairs	\$ -		\$ -
	Operating Lease	\$ -		\$ -
	Graphics	\$ 3,714.04		\$ 3,714.04
	Contracted Services			\$ -
	Internet Publications/Software	\$ -		\$ -
	Communications	\$ -		\$ -
6000s - Capital Outlay				
	Capital Equipment >\$5,000 ca.	\$ -	\$ -	\$ -
Total		\$ 20,550.00	\$ -	\$ 20,550.00
Budget Balance				
		\$ -		

Principals Signature:	<i>Luna C. Lopez</i>
Date:	10/10/23
School Site Council Approval: (Chair)	<i>[Signature]</i>
Date:	10/11/23
Director, Special Projects Approval:	<i>[Signature]</i>
Date:	10/19/23

VUSD - Parent Involvement Policy

The Governing Board recognizes that parents/guardians are their children's first and most influential teachers and that sustained parent/guardian involvement in the education of their children contributes greatly to student achievement and a positive school environment. The Superintendent or designee shall work with parents/guardians and family members to jointly develop and agree upon policy and strategies to meaningfully involve parents/guardians and family members in district and school activities at all grade levels; advisory, decision-making, and advocacy roles; and activities to support learning at home.

Parents/guardians shall be notified of their rights to be informed about and to participate in their children's education and of the opportunities available to them to do so.

The district's local control and accountability plan (LCAP) shall include goals and strategies for parent/guardian involvement and family engagement, including district efforts to seek parent/guardian input in district and school site decision making and to promote parent/guardian participation in programs for English learners, foster youth, students eligible for free and reduced-price meals, and students with disabilities. (Education Code 42238.02, 52060)

The Superintendent or designee shall regularly evaluate and report to the Board on the effectiveness of the district's parent/guardian and family engagement efforts, including, but not limited to, input from parents/guardians, family members, and school staff on the adequacy of involvement opportunities and on barriers that may inhibit participation.

Title I Schools

The Superintendent or designee shall involve parents/guardians and family members in establishing district expectations and objectives for meaningful parent/guardian and family engagement in schools supported by Title I funding, developing strategies that describe how the district will carry out each activity listed in 20 USC 6318, as contained in the accompanying administrative regulation, and implementing and evaluating such programs, activities, and procedures. As appropriate, the Superintendent or designee shall conduct outreach to all parents/guardians and family members. (Education Code 11503; 20 USC 6318)

When the district's Title I, Part A allocation exceeds the amount specified in 20 USC 6318, the Board shall reserve at least one percent of the funding to implement parent/guardian and family engagement activities and shall distribute at least 90 percent of those reserved funds to eligible schools, with priority given to high-need schools as defined in 20 USC 6631. The Superintendent or designee shall involve parents/guardians and family members of participating students in decisions regarding how the district's Title I funds will be allotted for parent/guardian and family engagement activities. (20 USC 6318)

Expenditures of such funds shall be consistent with the activities specified in this policy and shall include at least one of the following: (20 USC 6318)

Support for schools and nonprofit organizations in providing professional development for district and school staff regarding parent/guardian and family engagement strategies, which may be provided jointly to teachers, principals, other school leaders, specialized instructional support personnel, paraprofessionals, early childhood educators, and parents/guardians and family members

Support for programs that reach parents/guardians and family members at home, in the community, and at school

Dissemination of information on best practices focused on parent/guardian and family engagement, especially best practices for increasing the engagement of economically disadvantaged parents/guardians and family members

Collaboration, or the provision of subgrants to schools to enable collaboration, with community-based or other organizations or employers with a record of success in improving and increasing parent/guardian and family engagement

Any other activities and strategies that the district determines are appropriate and consistent with this policy. If the district also receives funds under federal Title IV, Part E, to coordinate and enhance family engagement programs, the Superintendent or designee shall inform parents/guardians and organizations of the existence of Title IV. (20 USC 6318)

The district's Board policy and administrative regulation containing parent/guardian and family engagement strategies shall be incorporated into the district's LCAP in accordance with 20 USC 6312. (20 USC 6318)

The Superintendent or designee shall ensure that each school receiving Title I funds develops a school-level parent/guardian and family engagement policy in accordance with 20 USC 6318.

District and school-level parent/guardian and family engagement policies and administrative regulations shall be distributed to parents/guardians of students participating in Title I programs and shall be available to the local community. Parents/guardians shall be notified of the policy in an understandable and uniform format and, to the extent practicable, provided in a language the parents/guardians can understand. (20 USC 6318)

Non-Title I Schools

The Superintendent or designee shall develop and implement strategies applicable to each school that does not receive federal Title I funds to encourage the involvement and support of parents/guardians in the education of their children, including, but not limited to, strategies describing how the district and schools will address the purposes and goals described in Education Code 11502. (Education Code 11504)

VUSD Board Policy 6020, USC Title 20

Professional Development Plan

Citrus Glen Elementary believes strongly in providing all employees opportunities to develop professional skills and abilities as well as acquire training on current trends aimed at improving student achievement. The goals developed for this year's school plan have identified the areas and groups of teachers that will require additional support and training to ensure students meet state proficiency targets. The School Accountability Report Card, also included in this plan, provides: 1) an overview of the basic structure of staff development practices at the site and district level, and 2) site-based areas of concentration.

During the 2023-24 school year, teachers at Citrus Glen Elementary School will participate in the following trainings:

- Language Acquisition Instructional Practices
- Professional Learning Communities (PLCs)

2022-23 School Accountability Report Card

Published January 2024



CITRUS GLEN ELEMENTARY SCHOOL

9655 DARLING ROAD, VENTURA, CA 93004

(805) 672-0220

LISA ABELOE, PRINCIPAL
GRADES TK-5

PRINCIPAL'S MESSAGE

On behalf of the Citrus Glen Elementary community, I'd like to thank you for taking an interest in our school. The purpose of this School Accountability Report Card is to provide information about our instructional programs, academic achievement, materials and resources, facilities and staff. Information regarding Ventura Unified School District is also included.

At Citrus Glen Elementary we educate the 'whole child' offering rigorous academics alongside multiple opportunities to develop the social-emotional skills necessary to succeed in today's world. Students engage in dance classes, school gardens, visual and performing arts, science and engineering projects, book clubs, field trips and a variety of experiences designed to offer a well-rounded education that inspires curiosity and lifelong learning.

We have a highly-experienced, collaborative staff committed to working with every child to ensure his or her success. Teachers differentiate within the classroom, work together with various specialists and involve families in helping students reach their full potential. We believe in a growth mindset, working with students to internalize the relationship between hard work and progress. Our campus-wide motto of "Be Kind-Be Safe-Be Responsible" works to build student ownership of learning and behavior.

We are grateful for the involvement of our wonderful Citrus Glen families who work hard alongside us! We welcome feedback and suggestions as we work together to offer the best education possible for our students.

Honors

A California
Distinguished School



District Vision Statement

In the Ventura Unified School District all students will receive an exemplary and balanced education fostering a lifelong passion for learning and engagement. We demand excellence of ourselves because our supportive community has entrusted us with their children.

District Mission Statement

The Ventura Unified School District will educate all students in safe, healthy, and high performing schools. We will inspire all students to excel academically, honor the unique qualities and diverse backgrounds of all students, build supportive relationships, guide all students to reach their full potential, motivate all students to successfully pursue their chosen life path, and engage all students to become responsible and contributing members of society.

DISTRICT & SCHOOL DESCRIPTION

Ventura Unified School District

Ventura Unified School District is the fourth largest district in the county and located on the California coastline, 63 miles northwest of Los Angeles. More than approximately 15,000 students in grades transitional kindergarten through twelve receive a rigorous, standards-based curriculum from dedicated and highly qualified professionals. The district is comprised of 17 elementary schools, 4 middle schools, and 5 high schools.

Board of Education

DR. JERRY DANNENBERG
CALVIN PETERSON
JAMES FORSYTHE
ALICIA LAVERE
SABRENA RODRIGUEZ

District Administration

DR. ANTONIO CASTRO
SUPERINTENDENT

DR. GREG BAYLESS
ASSISTANT SUPERINTENDENT
EDUCATIONAL SERVICES

MS. GINA WOLOWICZ
ASSISTANT SUPERINTENDENT
HUMAN RESOURCES

AHSAN MIRZA
ASSISTANT SUPERINTENDENT
BUSINESS SERVICES

VENTURA UNIFIED SCHOOL DISTRICT

255 WEST STANLEY AVENUE, SUITE 100

VENTURA, CALIFORNIA 93001

(805) 641-5000

www.venturausd.org



Citrus Glen Elementary School

At the beginning of the 2022-23 school year, 474 students were enrolled, including 8.2% in special education, 15.6% qualifying for English Language Learner support, 3.4% homeless, 0.2% foster youth, 0.2% migrant, and 55.7% qualifying for free or reduced price lunch. The educational programs at the school are tailored to meet the needs of each student. Citrus Glen Elementary is dedicated to providing a safe, comprehensive educational experience.

Student Enrollment by Student Group and Grade Level 2022-23			
Student Group	% of Total Enrollment	Grade Level	# of Students
Female	47.9%	Kindergarten	98
Male	52.1%	Grade 1	94
Non-Binary	0.0%	Grade 2	71
American Indian or Alaskan Native	0.4%	Grade 3	72
Asian	1.7%	Grade 4	63
Black or African American	1.5%	Grade 5	76
Filipino	0.6%		
Hispanic or Latino	59.5%		
Native Hawaiian or Pacific Islander	0.2%		
Two or More Races	4.6%		
White	31.4%		
English Learners	15.6%		
Foster Youth	0.2%		
Homeless	3.4%		
Migrant	0.2%		
Socioeconomically Disadvantaged	55.7%		
Students with Disabilities	8.2%		
			Total Enrollment 474

LOCAL CONTROL ACCOUNTABILITY PLAN (LCAP)

As part of the Local Control Funding Formula, school districts are required to develop, adopt, and annually update a three-year Local Control and Accountability Plan (LCAP).

The SARC provides the following information relevant to the State priority: Basic (Priority 1)

- Degree to which teachers are appropriately assigned and fully credentialed in the subject area and for the pupils they are teaching;
- School facilities are maintained in good repair

The SARC provides the following information relevant to the State priority: Pupil Achievement (Priority 4)

- Statewide assessments (i.e., California Assessment of Student Performance and Progress (CAASPP) System, which includes the Smarter Balanced Summative Assessments for students in the general education population and the California Alternate Assessments (CAAs) for English language arts/literacy (ELA) and mathematics given in grades three through eight and grade eleven. Only eligible

students may participate in the administration of the CAAs. CAAs items are aligned with alternative achievement standards, which are linked with the Common Core State Standards (CCSS) for students with the most significant cognitive disabilities); and

- The percentage of students who have successfully completed courses that satisfy the requirements for entrance to the University of California and the California State University, or career technical sequences or programs of student.

The SARC provides the following information relevant to the State priority: Other Pupil Outcomes (Priority 8)

- Pupil outcomes in the subject area of physical education

The SARC provides the following information relevant to the State priority: Parental Involvement (Priority 3)

- Efforts the school district makes to seek parent input in making decisions for the school district and each school site

The SARC provides the following information relevant to the State priority: Pupil Engagement (Priority 5)

- High school dropout rates; and
- High school graduation rates

The SARC provides the following information relevant to the State priority: School Climate (Priority 6)

- Pupil suspension rates;
- Pupil expulsion rates; and
- Other local measures on the sense of safety

PARENT INVOLVEMENT

Parents are encouraged to get involved in their child's learning environment either by volunteering in the classroom, participating in a decision-making group, or simply attending school events.

Parents stay informed on upcoming events and school activities through ParentSquare, the school website, flyers, PTA Facebook page, classroom newsletters, and through ParentSquare. School-to-home communication is provided in English and Spanish. Contact the PTA representative at (805) 672-0220 or visit our website for more information on how to become involved in your child's learning environment. If there is an area not listed where you would like to contribute, please contact us.

Opportunities to Volunteer

- Classroom Helper
- Office Helper
- Library Helper

Committees

- School Site Council
- English Learner Advisory Council
- Parent Teacher Association
- Superintendent's Parent Advisory Council

School Activities

- 100 Day
- Art Walk
- Back to School Night
- Book Fair
- Dr. Seuss Read the Day Away
- Earth Week
- Family Movie Nights
- Family Picnic
- Glow Party
- Jog-a-Thon
- Kindness Club
- Parent Conferences
- School Dance
- Spirit Days
- Student Performances
- Walk/Bike to School

California Physical Fitness Test Results

2022-23					
% of Students Tested					
	Aerobic Capacity	Abdominal Strength and Endurance	Trunk Extensor and Strength and Flexibility	Upper Body Strength and Endurance	Flexibility
Grade Level					
Fifth	100.0%	100.0%	100.0%	100.0%	100.0%

Note: The administration of the PFT during 2021-22 and 2022-23 school years, only participation results are required for these five fitness areas.

Double dashes (--) appear in the table when the number of students is ten or fewer, either because the number of students in this category is too small for statistical accuracy or to protect student privacy.

California Assessment of Student Performance and Progress Test Results in Science

All Students					
Percentage of Students Meeting or Exceeding the State Standards					
	Citrus Glen		VUSD		CA
	21-22	22-23	21-22	22-23	21-22 22-23
Science (Grades 5, 8, & 10)	32.47	24	32.31	32.57	29.47 30.29

Note: Science test results include the CAST and the CAA for Science. The "Percent Met or Exceeded" is calculated by taking the total number of students who met or exceeded the standard on the CAST plus the total number of students who met the standard (i.e., achieved Level 3-Alternate) on the CAA for Science divided by the total number of students who participated in a science assessment.

Double dashes (--) appear in the table when the number of students is ten or fewer, either because the number of students in this category is too small for statistical accuracy or to protect student privacy.

The number of students tested includes all students who participated in the test whether they received a score or not; however, the number of students tested is not the number that was used to calculate the achievement level percentages. The achievement level percentages are calculated using only students who receive scores.

STUDENT ACHIEVEMENT

California Assessment of
Student Performance and
Progress (CAASPP)

The California Assessment of Student Performance and Progress (CAASPP) System includes the Smarter Balanced Summative Assessments (SBAC) for students in the general education population, and the California Alternate Assessments (CAAs) for students with the most significant cognitive disabilities. Only eligible students may participate in the administration of the CAAs. CAAs items are aligned with alternative achievement standards, which are linked with the Common Core State Standards (CCSS). CAASPP results are a measure of how well students are mastering California's standards in English language arts/literacy (ELA) and mathematics, and are given to grades three through eight and grade eleven. SBAC tests assess student performance in ELA/Literacy and mathematics utilizing computer-adaptive tests and performance tasks, and CAAs test items are aligned with alternative achievement standards which are linked with the Common Core State Standards (CCSS).

The CAASPP results shown in this report include overall results comparing the school, district and state scores as well as the school's overall score in each applicable subgroup. Results are shown only for subgroups with ten students or more taking the exam. For those categories that are blank in the tables, no students met subgroup criteria. More information on CAASPP can be found on the California Department of Education's website www.cde.ca.gov/ta/tg/ca/.

Physical Fitness

In the spring of each year, Citrus Glen Elementary School is required by the state to administer a physical fitness test to all students in fifth grade. The physical fitness test (PFT) for students in California schools is the FITNESSGRAM®. The main goal of the test is to help students in starting life-long habits of regular physical activity.

The FITNESSGRAM® has six parts, though California currently requires five parts be completed annually, that show a level of fitness that offer a degree of defense against diseases that come from inactivity. The test results can be used by students, teachers, and parents. Comparative District and State results can be found at the CDE's website www.cde.ca.gov/ta/tg/pf/.

CAASPP Test Results in Science by Student Group (Grades 5, 8, & High School)

2022-23					
	Total Enrollment	Number Tested	Percent Tested	Percent Not Tested	Percent Met or Exceeded
All Students Tested	75	75	100	0	24
Female	35	35	100	0	22.86
Male	40	40	100	0	25
American Indian or Alaskan Native	--	--	--	--	--
Asian	--	--	--	--	--
Black or African American	--	--	--	--	--
Filipino	--	--	--	--	--
Hispanic or Latino	53	53	100	0	15.09
Native Hawaiian or Pacific Islander	--	--	--	--	--
Two or More Races	--	--	--	--	--
White	18	18	100	0	44.44
English Learners	17	17	100	0	0
Foster Youth	--	--	--	--	--
Homeless	--	--	--	--	--
Military	--	--	--	--	--
Socioeconomically Disadvantaged	30	30	100	0	10
Students Receiving Migrant Education Services	--	--	--	--	--
Students with Disabilities	--	--	--	--	--

Note: Double dashes (--) appear in the table when the number of students is ten or less, either because the number of students in this category is too small for statistical accuracy or to protect student privacy.

California Assessment of Student Performance and Progress
Test Results in English Language Arts/Literacy (ELA) and Mathematics in Grade Eleven

Percentage of Students Meeting or Exceeding the State Standards					
	Citrus Glen		VUSD		CA
	21-22	22-23	21-22	22-23	21-22 22-23
English-Language Arts/Literacy	39	36	47	47	47 46
Mathematics	43	38	35	36	33 34

Note: Double dashes (--) appear in the table when the number of students is ten or fewer, either because the number of students in this category is too small for statistical accuracy or to protect student privacy.

ELA and mathematics test results include the Smarter Balanced Summative Assessments and the CAA. The "Percent Met or Exceeded" is calculated by taking the total number of students who met or exceeded the standard on the Smarter Balanced Summative Assessment plus the total number of students who met the standard (i.e., achieved Level 3-Alternate) on the CAA divided by the total number of students who participated in both assessments.

CAASPP Test Results in ELA & Mathematics by Student Group (Grades 3-8 & High School)

2022-23										
	English Language Arts/Literacy					Mathematics				
	Total Enrollment	Number Tested	Percent Tested	Percent Not Tested	Percent Met or Exceeded	Total Enrollment	Number Tested	Percent Tested	Percent Not Tested	Percent Met or Exceeded
All Students Tested	204	203	99.51	0.49	35.96	204	203	99.51	0.49	37.93
Female	93	92	98.92	1.08	40.22	93	92	98.92	1.08	36.96
Male	111	111	100	0	32.43	111	111	100	0	38.74
American Indian or Alaskan Native	--	--	--	--	--	--	--	--	--	--
Asian	--	--	--	--	--	--	--	--	--	--
Black or African American	--	--	--	--	--	--	--	--	--	--
Filipino	--	--	--	--	--	--	--	--	--	--
Hispanic or Latino	129	128	99.22	0.78	23.44	129	128	99.22	0.78	26.56
Native Hawaiian or Pacific Islander	--	--	--	--	--	--	--	--	--	--
Two or More Races	--	--	--	--	--	--	--	--	--	--
White	57	57	100	0	56.14	57	57	100	0	56.14
English Learners	34	34	100	0	0	34	34	100	0	11.76
Foster Youth	--	--	--	--	--	--	--	--	--	--
Homeless	--	--	--	--	--	--	--	--	--	--
Military	--	--	--	--	--	--	--	--	--	--
Socioeconomically Disadvantaged	87	87	100	0	22.99	87	87	100	0	22.99
Students Receiving Migrant Education Services	--	--	--	--	--	--	--	--	--	--
Students with Disabilities	22	22	100	0	13.64	22	22	100	0	22.73

ELA and mathematics test results include the Smarter Balanced Summative Assessments and the CAA. The "Percent Met or Exceeded" is calculated by taking the total number of students who met or exceeded the standard on the Smarter Balanced Summative Assessment plus the total number of students who met the standard (i.e., achieved Level 3-Alternate) on the CAA divided by the total number of students who participated in both assessments.

Double dashes (--) appear in the table when the number of students is ten or fewer, either because the number of students in this category is too small for statistical accuracy or to protect student privacy.

The number of students tested includes all students who participated in the test whether they received a score or not; however, the number of students tested is not the number that was used to calculate the achievement level percentages. The achievement level percentages are calculated using only students who received scores.

SCHOOL FACILITIES & MAINTENANCE

The district takes great efforts to ensure that all schools are clean, safe, and functional through proper facilities maintenance and campus supervision. Citrus Glen Elementary School's original facilities were built in 1999; ongoing maintenance and campus improvements ensure facilities remain up to date and provide adequate space for students and staff.

District maintenance and site custodial staff ensure that the repairs necessary to keep the school in good condition are completed in a timely manner. A work order process is used by school and district staff to communicate non-routine maintenance requests. Emergency repairs are given the highest priority.

Every morning before school begins, the day custodian inspects facilities for safety hazards or other conditions that need attention prior to students and staff entering school grounds. One day custodian and two evening custodians are assigned to Citrus Glen Elementary School. The day custodian is responsible for:

- Restrooms
- Kindergarten Classrooms
- Cafeteria Setup/Cleanup
- General Cleaning and Custodial Functions

Restrooms are checked throughout the day for cleanliness and subsequently cleaned as needed. The evening custodians are responsible for:

- Classrooms
- Office Areas
- Restrooms
- Routine Maintenance

The principal communicates with custodial staff daily concerning maintenance and school safety issues.

Campus Supervision

School administration and teaching staff place a high priority on providing adequate adult supervision on campus before, during, and after school. As students arrive on campus each morning, the principal, the counselor, and two supervision aides are strategically assigned to designated entrance areas and the playground. During recess, four campus support assistants supervise playground activity. Four campus support assistants

Campus Description	
Year Built	1999
Acreage	10.5
Bldg. Square Footage	54507
	Quantity
# of Permanent Classrooms	25
# of Portable Classrooms	0
# of Restrooms (student use)	5 sets & 3 unisex in Kinder.
Cafeteria Multipurpose Room with inside/outside state areas	1
Conference Room	1
Library	1
Staff Lounge	1
Teacher Work Room	1

monitor lunch time activity at the tables and on the playground. At the end of the day when students are dismissed, teachers monitor student behavior to ensure a safe and orderly departure.

Citrus Glen Elementary School is a closed campus. During school hours, all visitors must sign in at the school's office and wear identification badges while on school grounds.

School Site Safety Plan

The Comprehensive School Site Safety Plan was developed for Citrus Glen Elementary School in collaboration with local agencies and the district office to fulfill Senate Bill 187 requirements. Components of this plan include child abuse reporting procedures, teacher notification of dangerous pupil procedures, disaster response procedures, procedures for safe arrival and departure from school, sexual harassment policy, dress code policy, and bully prevention policy. The school's most recent school safety plan was reviewed, updated and shared with school staff in October 2023.

Campus culture promotes a secure learning environment. All persons are to be treated with dignity and respect. The district, schools, students, parents/guardians and community have an obligation to promote mutual respect and safe, harmonious relations that support dignity and equality. Bullying and harassment are not tolerated. The school district has in place policies, procedures, and practices that are designed to reduce and eliminate bullying and harassment as well as processes and procedures to address incidents of bullying and harassment when they occur. Students and their parents receive information annually regarding district policies concerning anti-bullying and harassment.

Facilities Inspections

The district's maintenance department inspects Citrus Glen Elementary School on an annual basis in accordance with Education Code §17592.72(c)(1). Citrus Glen Elementary School uses a school site inspection survey to identify unsafe or hazardous conditions and facility improvement needs. The most recent school inspection took place on August 14, 2023. During fiscal year 2022-23, all restrooms were fully functional and available for student use at the time of the inspection.

CLASSROOM ENVIRONMENT

Discipline & Climate for Learning

Citrus Glen Elementary School's discipline policies are based upon a schoolwide discipline plan and Rtl (Response to Intervention) behavior model, which are used as a guide to develop school rules, develop behavior management programs, promote responsibility, promote respect, and minimize classroom disruptions.

The principal holds an assembly regarding responsible behavior and school expectations. Teachers clearly identify and explain behavior expectations to their students and discuss consequences for poor or disruptive behavior in the classroom. The principal visits the kindergarten classrooms to reinforce behavior expectations. Students in grades 1-5 attend an assembly led by the principal who discusses the importance of good citizenship and following school rules. Citrus Glen Elementary School uses "Second Step," a comprehensive social-emotional curriculum designed to teach the

School Facility Good Repair Status			
Item Inspected	Repair Status		
Inspection Date: August 14, 2023	Good	Fair	Poor
Systems	✓		
Interior Surfaces		✓	Classroom K2, 4, 6, 11, 12, 13, 14, 15, 16, Wing 2 Interior Corridor - Water damaged ceiling tiles in multiple locations; Classroom K3 - Water damaged and missing ceiling tiles by the north door; Classroom 5 - Water damaged ceiling tiles by the HVAC grill; Cafeteria - Wall surface is peeling by the kitchen; Classroom 21 - Water damaged and missing ceiling tiles
Cleanliness	✓		
Electrical	✓		Classroom 3 - One light fixture does not function
Restrooms/Fountains	✓		Wing 1 Interior Corridor - The east sink faucet and drinking fountain do not function; Wing 4 Interior Corridor - The drinking fountain cap is missing from the south sink
Safety	✓		Cafeteria - Fire extinguisher by the restrooms is out of service date (6/22/22)
Structural	✓		
External	✓		
Overall Summary of School Facility Good Repair Status			
	Exemplary	Good	Fair
Overall Summary		✓	

Percentage Description Rating

Good: The school is maintained in good repair with a number of non-critical deficiencies noted. These deficiencies are isolated, and/or resulting from minor wear and tear, and/or in the process of being mitigated.

Chronic Absenteeism by Student Group (2022-23)				
Student Group	Cumulative Enrollment	Chronic Absenteeism Eligible Enrollment	Chronic Absenteeism Count	Chronic Absenteeism Rate
All Students	497	484	118	24.4
Female	239	233	64	27.5
Male	258	251	54	21.5
American Indian or Alaska Native	--	--	--	--
Asian	--	--	--	--
Black or African American	--	--	--	--
Filipino	--	--	--	--
Hispanic or Latino	298	292	92	31.5
Native Hawaiian or Pacific Islander	--	--	--	--
Two or More Races	23	22	5	22.7
White	154	148	20	13.5
English Learners	82	79	24	30.4
Foster Youth	--	--	--	--
Homeless	16	15	3	20
Socioeconomically Disadvantaged	293	282	91	32.3
Students Receiving Migrant Education Services	--	--	--	--
Students with Disabilities	52	52	11	21.2

Suspensions and Expulsions									
	Citrus Glen			VUSD			CA		
	20-21	21-22	22-23	20-21	21-22	22-23	20-21	21-22	22-23
Suspensions	0.00%	0.59%	1.81%	0.17%	2.74%	3.22%	0.20%	3.17%	3.60%
Expulsions	0.00%	0.00%	0.00%	0.01%	0.00%	0.01%	0.00%	0.02%	0.08%

Note: Double dashes (--) appear in the table when the number of students is ten or fewer, either because the number of students in this category is too small for statistical accuracy or to protect student privacy.

Suspensions & Expulsions by Student Group (2022-23)		
Student Group	Suspensions Rate	Expulsions Rate
All Students	1.81%	0.00%
Female	0.42%	0.00%
Male	3.10%	0.00%
Non-Binary	0.00%	0.00%
American Indian or Alaska Native	0.00%	0.00%
Asian	0.00%	0.00%
Black or African American	0.00%	0.00%
Filipino	0.00%	0.00%
Hispanic or Latino	2.68%	0.00%
Native Hawaiian or Pacific Islander	0.00%	0.00%
Two or More Races	0.00%	0.00%
White	0.65%	0.00%
English Learners	2.44%	0.00%
Foster Youth	0.00%	0.00%
Homeless	0.00%	0.00%
Socioeconomically Disadvantaged	3.07%	0.00%
Students Receiving Migrant Education Services	0.00%	0.00%
Students with Disabilities	9.62%	0.00%

Note: Double dashes (--) appear in the table when the number of students is ten or fewer, either because the number of students in this category is too small for statistical accuracy or to protect student privacy.

skills necessary for social and academic success. Citrus Glen Elementary School employs behavior support programs focused on improving classroom behavior, establishing clear behavior expectations, reducing misbehavior, motivating students to put forth their best effort, increasing academic engagement, and teaching students to behave respectfully and to value diversity.

Class Size

The Class Size Distribution table in this report illustrates the distribution of class sizes by grade level, the average class size, and the number of classes that contain 1-20 students, 21-32 students, and 33 or more students.

Average Class Size and Class Size Distribution				
Grade Level	2020-21			
	Average Class Size	Number of Classes*		
		1-20	21-32	33+
K	23.0		4	
1	23.0		3	
2	23.0		3	
3	27.0		3	
4	29.0		3	
5	29.0		3	
Grade Level	2021-22			
	Average Class Size	Number of Classes*		
		1-20	21-32	33+
K	24.0		5	
1	23.0		3	
2	23.0		3	
3	22.0		3	
4	25.0		3	
5	27.0		3	
Grade Level	2022-23			
	Average Class Size	Number of Classes*		
		1-20	21-32	33+
K	25.0		4	
1	24.0		4	
2	24.0		3	
3	24.0		3	
4	21.0	1	2	
5	25.0	1	2	

*Number of classes indicates how many classes fall into each size category (a range of total students per class).

** "Other" category is for multi-grade level classes.

The "K" number of students shown in the chart above includes both TK and kindergarten numbers.

Chronic Absenteeism

The chart in this report identifies the chronic absenteeism rates by student group for Citrus Glen Elementary School for the 2022-23 school year. A "chronic absentee" has been defined in EC Section 60901(c)(1) as "a pupil who is absent on 10 percent or more of the school days in the school year when the total number of days a pupil is absent is divided by the total number of days the pupil is enrolled and school was actually taught in the regular day schools of the district, exclusive of Saturdays and Sundays."

CURRICULUM & INSTRUCTION

Staff Development

All professional development activities at Ventura Unified School District are aligned to the California State Standards. Staff development concentrations are selected and identified based on State Standards implementation, the science standards, teacher surveys, and district initiatives. Findings from formative assessment results indicate that reading, writing, and mathematics are the primary focus areas.

During the 2021-22, 2022-23, and 2023-24 school years, the teachers at Citrus Glen Elementary School had the opportunity to participate in districtwide staff development training focused on:

2021-22 Trainings:

- Bridges Math Intervention
- Benchmark & Math Expressions
- Implicit Bias
- Number Corner Refresher (Kinder)
- NGSS Curriculum Training
- Canvas

2022-23 Trainings:

- Active Assailant
- Behavior Management Strategies
- Bully Prevention
- CHAMPS Overview
- Digital Creations for the Classroom - Using Google Apps and Extensions to Enhance Student Engagement
- Digital Platforms (Let's Take a Tech Trip)
- Elevation Training
- ELPAC Strategies
- Ethnic and Social Justice Studies
- Expanded Learning Training
- Indian Ed Curriculum Training
- Inspire Science
- Leader in Me Training
- Lexia English
- Mandated Reporter
- Multi-Disciplinary Training for Supporting Multilingual Learners with Disabilities
- Scholastic Curriculum Training (TK)
- SIRAS and Case Management
- Social and Emotional Learning: Community Circles
- Social Studies Training
- SPARK Training
- Trauma Informed Practices
- Suicide Prevention

2023-24 Trainings:

- K-5 Grade Level Collaboratives
- Trauma Informed Practices
- California Reading & Literature Project: RESULTS Training (K-3)

- Dual Language Education
- MAP Reports
- ELPAC Task Types
- Multilingual learner Liaisons Collaboration
- English Language Development (K-5)

Supplemental site-based training takes place during faculty, grade level, and department meetings. The principal identifies teacher training needs based upon recommendations from the MTSS Teacher Leadership Team, teacher evaluations, and the Healthy Kids survey. During the 2022-23 school year, Citrus Glen Elementary School's staff development activities concentrated on:

- Multi-Tiered Systems of Support (MTSS) Training
- Professional Learning Communities (PLCs)
- Social Emotional Learning (SEL)
- Technology Training
- Universal Design for Learning (UDL)

The district also offers supplemental professional development to follow up and support year-round and ongoing programs centered around reading, writing, and math and tied to either specific strategies to improve student learning or district-adopted curriculum materials. Supplemental professional development is offered throughout the school year on early student release days, after school, on designated staff development days, and during substitute release time. Teacher Content Specialist Teams work with school site administrators and teaching staff to provide support and training to ensure the successful implementation of the Common Core Standards.

The district offers two distinct programs to support professional growth and improve instruction in the classroom. The Educator Support and Effectiveness program is a partnership with the Ventura County Office of Education and Ventura Unified to provide mentoring/coaching support and assistance to newly credentialed teachers. All participating new teachers are provided peer support over a two-year period. The Peer Assistance and Review (PAR) program is available for veteran teachers who need to improve their instructional skills, classroom management strategies, subject knowledge, and/or related aspects of their teaching performance.

Staff members are encouraged to attend professional workshops and conferences. New teachers, experienced teachers, mentor/teacher leaders, administrators, and support staff are encouraged to participate in workshops sponsored by the Ventura County Superintendent of Schools as well as the Ventura Unified School District. Profession and subject specific offerings are consistent with the California Content Standards. Classified support staff may receive job-related training from district representatives; training activities and workshops are designed to enhance and extend job performance.

Instructional Materials

All textbooks used in the core curriculum are aligned to the California State Standards. Instructional materials for K-8 are selected from the state's most recent list of standards-based materials and adopted by the State Board of Education, and instructional materials for 9-12 are aligned to state standards and approved by the district's board of education.

Textbooks			
Year Adopted	From Most Recent State Adoption?	Publisher and Series	Percent of Pupils Who Lack Their Own Assigned Textbooks and/or Instructional Materials
Reading/Language Arts			
2016	Yes	Benchmark Education Company: <i>Benchmark Advanced</i>	0%
Math			
2017	Yes	Houghton Mifflin: <i>Math Expressions</i>	0%
Science			
2021	Yes	McGraw Hill: <i>California Inspire Science</i>	0%
Social Science			
2022	Yes	Savvas: <i>myWorld Interactive</i>	0%

On October 10, 2023, the Ventura Unified School District Board of Education held a public hearing to certify the extent to which textbooks and instructional materials have been provided to students. The Board of Education adopted Resolution #23-33 which certifies as required by Education Code §60119 (1) that textbooks and instructional materials were provided to all students, including English Learners, in the district to the extent that each pupil, including English Learners, has a standards-aligned textbook and/or instructional materials to use in class and to take home, which may include materials in a digital format but shall not include photocopied sheets from only a portion of a textbook or instructional materials copied to address a shortage, (2) that all students who are enrolled in the same course within the district have standards-aligned textbooks or instructional materials from the same adoption cycle, (3) sufficient textbooks and instructional materials were provided to each student, including English Learners, that are aligned to the academic content standards and consistent with the cycles and content of the curriculum frameworks in math, science, history-social science, and English/Language Arts, including the English Language Development component of an adopted program, 4) sufficient textbooks or instructional materials were provided to each pupil enrolled in foreign language or health classes, and 5) sufficient laboratory science equipment was available for science laboratory classes offered in grades 9-12, inclusive.

In addition to core subject areas, districts are required to disclose in their SARCs the sufficiency of instructional materials used for their visual/performing arts curricula. During the 2023-24 school year, Ventura Unified School District provided each student, including English Learners, enrolled in a visual/performing arts class with a textbook or instructional materials to use in class and to take home. These materials complied with the state's content standards and curriculum frameworks.

PROFESSIONAL STAFF

Counseling & Support Staff

Citrus Glen Elementary School provides professional, highly qualified staff that provide additional services and support centered on the whole student academically, physically, and mentally. The Counseling and Support Services table in this report illustrates the availability of non-instructional support staff to Citrus Glen Elementary School's students. Full-time equivalent (FTE) is a standard measurement used to identify an employee's regular work load on a weekly basis. For example, an FTE of 1.0 designates a full-time position and the employee is on campus and available all day every day of the week; an FTE of 0.5 indicates that the staff member is available and on campus a portion (50%) of the week.

Academic Counselors and Other Support Staff 2022-23		
	No. of Staff	FTE*
Academic Counselor	0	0.0
Health Technician	1	0.5
Psychologist	1	0.4
School Nurse	1	0.2
Counselor	1	1.0

*One Full Time Equivalent (FTE) equals one staff member working full time; one FTE could also represent two staff members who each work 50% of full time.

Teachers Without Credentials and Misassignments (Considered "Ineffective" under ESSA) / Authorization/Assignment	2020-21	2021-22
Permits and Waivers	0	0
Misassignments	0	0
Vacant Positions	0	0
Total Teachers Without Credentials and Misassignments	0	0

Credentialed Teachers Assigned Out-of-Field (Considered "out-of-Field" under ESSA) / Indicator	2020-21	2021-22
Credentialed Teachers Authorized on a Permit or Waiver	0	0
Local Assignment Options	0	0
Total Out-of-Field Teachers	0	0

Class Assignments / Indicator	2020-21	2021-22
Misassignments for English Learners (a percentage of all the classes with English learners taught by teachers that are misassigned)	0	0
No credential, permit or authorization to teacher (a percentage of all the classes taught by teachers with no record of an authorization to teach)	0	0

Note: For more information, refer to the Updated Teacher Equity Definitions web page at <https://www.cde.ca.gov/pd/ee/teacherequitydefinitions.asp>

School Year 2020-21						
Teacher Preparation and Placement / Authorization/Assignment	School #	School %	District #	District %	State #	State %
Fully (Preliminary or Clear) Credentialed for Subject and Student Placement (properly assigned)	19.5	100	526.1	80.91	228366.1	83.12
Intern Credential Holders Properly Assigned	0	0	9	1.4	4205.9	1.53
Teachers Without Credentials and Misassignments ("Ineffective" under ESSA)	0	0	20.1	3.09	11216.7	4.08
Credentialed Teachers Assigned Out-of-Field ("out-of-field" under ESSA)	0	0	65.1	10.03	12115.8	4.41
Unknown	0	0	29.7	4.57	18854.3	6.86
Total Teaching Positions	19.5	100	650.2	100	274759.1	100

School Year 2021-22						
Teacher Preparation and Placement / Authorization/Assignment	School #	School %	District #	District %	State #	State %
Fully (Preliminary or Clear) Credentialed for Subject and Student Placement (properly assigned)	20.5	100	515.8	78.78	234405.2	84
Intern Credential Holders Properly Assigned	0	0	6.2	0.96	4853	1.74
Teachers Without Credentials and Misassignments ("Ineffective" under ESSA)	0	0	23.3	3.56	12001.5	4.3
Credentialed Teachers Assigned Out-of-Field ("out-of-field" under ESSA)	0	0	66	10.09	11953.1	4.28
Unknown	0	0	43.2	6.6	15831.9	5.67
Total Teaching Positions	20.5	100	654.7	100	279044.8	100

Note: The data in this table is based on Full Time Equivalent (FTE) status. One FTE equals one staff member working full time; one FTE could also represent two staff members who each work 50 percent of full time. Additionally, an assignment is defined as a position that an educator is assigned to based on setting, subject, and grade level. An authorization is defined as the services that an educator is authorized to provide to students.

Teacher Preparation and Credentials

The charts in this report identify the number of teachers at Citrus Glen Elementary School, Ventura Unified School District and the State who are 1) fully credentialed; 2) intern credential holders who are properly assigned; 3) teachers without credentials and misassignments; and 4) credentialed teachers who are assigned out-of-field under ESSA.

The charts also report Citrus Glen Elementary School information related to 1) the number of teachers on permits and waivers; 2) the number misassigned; 3) the number of vacant positions; 4) the number of credentialed teachers authorized on a permit or waiver; 5) the number of local assignment options; 6) the percent of misassignments for English Learners; and 7) the percent with no credential, permit or authorization to teach.

DISTRICT EXPENDITURES

Salary & Budget Comparison

State law requires comparative salary and budget information to be reported to the general public. For comparison purposes, the State Department of Education has provided average salary data from school districts having similar average daily attendance throughout the state. (Note: 2021-22 salary comparison data was the most recent data available at the time this report was published.)

Expenditures Per Student

For the 2021-22 school year, Ventura Unified School District spent an average of \$15,181 of total general funds to educate each student (based on 2021-22 audited financial statements and in accordance with calculations defined in Education Code §41372). The table in this report 1) compares the school's per pupil expenditures from unrestricted (basic) and restricted (supplemental) sources with other schools in the district and throughout the state, and 2) compares the average teacher salary at the school site with average teacher salaries at the district and state levels. Detailed information regarding expenditures and salaries can be found at the CDE web site at www.cde.ca.gov/ds/fd/ec/ and www.cde.ca.gov/ds/fd/cs/. (The figures shown in the following table reflect the direct cost of educational services, per ADA, excluding food services, facilities acquisition and construction, and certain other expenditures.)

Expenditures Per Pupil and School Site Teachers Salaries 2021-22					
Dollars Spent Per Student					
Expenditures Per Pupil	Citrus Glen	VUSD	% Difference - School and District	State Average for Districts of Same Size and Type	% Difference - School and State
Total Restricted and Unrestricted	7,819	N/A	N/A	N/A	N/A
Restricted (Supplemental)	669	N/A	N/A	N/A	N/A
Unrestricted (Basic)	7,149	6,550	109.2%	7,607	86.1%
Average Teacher Salary	91,370	79,491	N/A	90,632	N/A

Note: Cells with N/A values do not require data.

In addition to general fund state funding, Ventura Unified School District receives state and federal categorical funding for special programs. For the 2021-22 school year, the district received categorical, special education, and support programs funds for:

- A-G Completion Grant
- After School Education and Safety (ASES)
- After School Kids Code Grant Pilot Program
- American Rescue Plan – Homeless Children and Youth
- Child Nutrition: Food Service Staff Training Funds
- Child Nutrition: Kitchen Infrastructure Upgrade Funds
- Classified School Employee Summer Assistance Program
- Career and Technical Education Programs
- Career Technical Education Incentive Grant Program
- COVID Relief Funding
- Department of Rehabilitation
- Educator Effectiveness
- Education Protection Account
- Expanded Learning Opportunities Program
- Indian Education
- Lottery: Instructional Materials
- On-Behalf Pension Contributions
- Other Federal Funds
- Other Local: Locally Defined
- Other State: Locally Defined
- Special Education
- State COVID Relief Funding
- State Lottery
- Strong Workforce Program
- Supplementary Programs
- Title I, II, III, IV
- Tobacco Use Prevention Education

SARC DATA

DataQuest

DataQuest is an online data tool located on the CDE DataQuest web page at <http://dq.cde.ca.gov/dataquest/> that contains additional information about Citrus Glen Elementary School and comparisons of the school to the district and the county. DataQuest is a dynamic system that provides reports for school accountability (e.g., test data, enrollment, high school graduates, dropouts, course enrollments, staffing and data regarding English learners).

California School Dashboard

The California School Dashboard (Dashboard) www.caschooldashboard.org/ reflects California's new accountability and continuous improvement system and provides information about how LEAs and schools are meeting the needs of California's diverse student population. The Dashboard contains reports that display the performance of LEAs, schools, and student groups on a set of state and local measures to assist in identifying strengths, challenges, and areas in need of improvement.

Internet

Internet access is available at public libraries and other locations that are publicly accessible (e.g., the California State Library). Access to the Internet at libraries and public locations is generally provided on a first-come, first served basis. Other use restrictions may include the hours of operation, the length of time that a workstation may be used (depending on availability), the types of software programs available on a workstation and the ability to print documents.

Disclosure

The statistical information disclosed in this report is obtained from the California Department of Education and the Ventura Unified School District. At the time of publication, this report met all SARC-related state and federal requirements, using the most current data available. Data to prepare the instructional materials sections and the school facilities section was acquired in December 2023.

School Site Council Bylaws

**2022-23 Citrus Glen School Site Council Bylaws:
(approved in 9/14/22 minutes)****Article 1: Name**

The School Site Council of Citrus Glen Elementary School, hereinafter referred to as the Council, shall carry out the following duties:

Article 2: General Purpose

The Council shall assist school staff in the development, implementation and evaluation of Citrus Glen educational programs. The Council shall:

- analyze and evaluate academic achievement of all students
- obtain recommendations for and review the Single Plan for Student Achievement (SPSA) and Comprehensive School Safety Plan (CSSP) from varied school advisory committees and stakeholders
- develop and approve the SPSA and CSSP and related proposed expenditures in accordance with State and Federal Laws
- recommend SPSA, CSSP and related expenditures to the governing board for approval
- provide ongoing monitoring of implementation of SPSA and CSSP and related expenditures alongside school staff
- make modifications to SPSA and/or CSSP whenever the need arises and submit changes to governing board for approval
- annually, and at each trimester, evaluate progress made toward school goals by all students
- carry out all other duties assigned to the Council by the district governing board and by State or Federal Law

Article 3: Membership**Section 1: Members**

The Council shall consist of ten (10) members. Five (5) members shall be elected from school staff including the principal, three (3) teachers elected by teachers and one (1) non-classroom teacher staff elected by like personnel. The remaining five (5) members shall be parents or community members, elected by Citrus Glen parents.

Section 2: Term of Office

All Council members shall serve for a term of two (2) years. Terms shall be staggered in order to ensure continuity of membership from year to year. At the end of term, membership terminates. In order to continue serving, the member must be re-elected by the corresponding

representative group. Any member may resign by filing a written resignation with the Council. A membership or officership may be removed by the majority of a full Council member vote.

Section 3: Elections

Elections shall be held each year in September or October. Election is by simple majority. The group s/he represents shall elect each Council member. Council members may nominate themselves. Any vacancy occurring after elections shall be filled by selection of the peer group representatives on the current Council.

Section 4: Voting Rights

Each Council member is entitled to one vote. Absentee ballots and/or alternate representative voting shall not be permitted. Quorum will be considered at least six (6) members of Council.

Article 4: Officers

Section 1: General

The Council shall hold a simple majority election at the first Council meeting of the year to elect a Chairperson, Vice-Chairperson and a Secretary. Each officer shall serve a one-year term. Removal of office may occur under Article 3, Section 2. Any member may serve in any capacity. Any vacancy may be filled by a simple majority of the full Council member vote.

Section 2: Officer Duties

- The **Chairperson** shall:
 - preside at Council meetings
 - sign letters, reports and communications of the Council
 - prepare and distribute meeting agendas
 - ensure members have key documents and data to inform decisions
 - lead orderly, inclusive discussion
 - state ideas and motions concisely prior to vote
- The **Vice-chairperson** shall:
 - represent the Chairperson in case of absence
 - support Chairperson in completion of duties
- The **Secretary** shall:
 - keep robust minutes of all meetings documenting elections, official correspondence, evidence of discussion and input from various stakeholder groups, all recommendations and actions
 - make minutes available to the public by request
 - distribute minutes to Council members by email at least 72 hours prior to subsequent meetings

Article 5: Meetings

Section 1: Number of Meetings

There shall be a minimum of five (5) meetings per year. Additional meetings may be called by agreement of the Principal and SSC Chairperson or by a majority vote of Council.

Section 2: Meeting Time and Place

Council meetings will begin at 2:45pm and end at approximately 3:45pm. Council meetings shall be held at 9655 Darling Road, Ventura, California.

Section 3: Meeting Notification and Agenda

Written notice of meetings shall be posted in the Citrus Glen office at least seventy-two (72) hours prior to each meeting. This notice shall provide the date, time, place and agenda of the upcoming meeting. The Council shall not take any action on an item of business unless that item appears on the posted agenda, unless the Council, by unanimous vote, find the need to take immediate action on a pressing item that came to attention subsequent to the posting of the agenda. Members shall receive meeting notifications and agenda by mail or email at least seventy-two (72) hours in advance. Any member wishing to place an item on the agenda shall submit such item in writing to the Principal at least five (5) school days in advance of the scheduled meeting.

Section 4: Conduct of Meetings

Meetings shall be conducted in accordance with Education Code 31479(c) and Robert's Rules of Order (see Council Member's Guide) or an adaptation thereof approved by the Council.

Section 5: Public Participation

All meetings shall be open to the public. Each agenda shall include a section for public comment. Any attending member of the public is welcome to comment for a total of up to two (2) minutes for each separate topic.

Article 6: Bylaw Amendments

Any amendment of these bylaws may be made at any regular meeting of the Council by a two-thirds vote of the members present. Written notice of the proposed amendment must be posted as part of the agenda.