

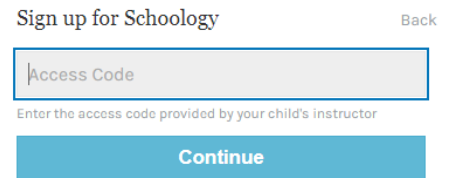
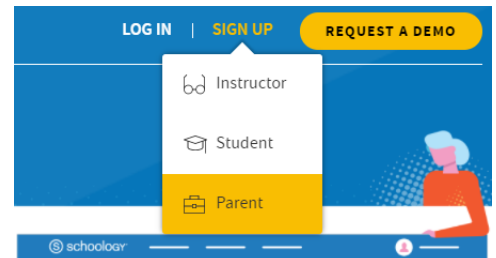
Navigating Schoology for Parents



Step 1: Sign up for a Parent Account

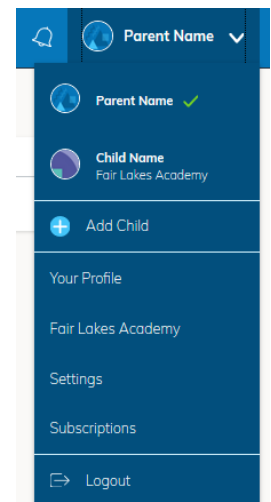
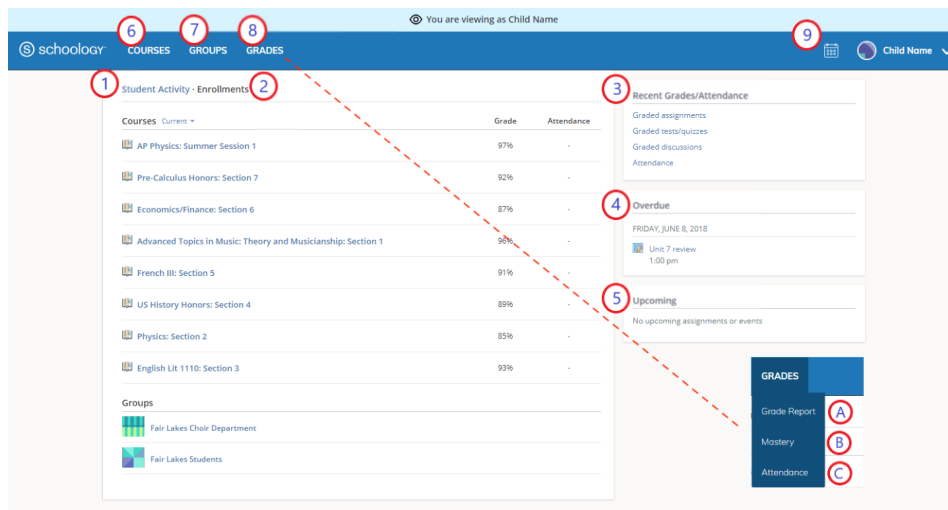
Step 1 is only applicable for parents who do not yet have an account.

- Go to <http://www.schoology.com>
- Click on Sign Up
- Select Parent
- Enter the access code from your student's 1st period teacher
 - Middle & High School parents only need to enter 1 code per student per campus to access all courses for that student
 - When parent code is linked to a student, it is valid until the student graduates. No need to add an access code each year. If you don't remember your login click "Forgot Password"
- Enter your personal information



Step 2: Navigating the Parent Account

- Start by clicking the arrow in the upper-right corner, next to your name, and then select your child's name to switch into their account.
- View your child's activity. Visit [this link](#) for an explanation of parent access.

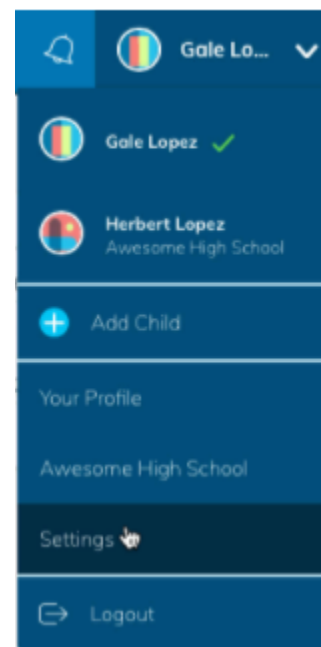
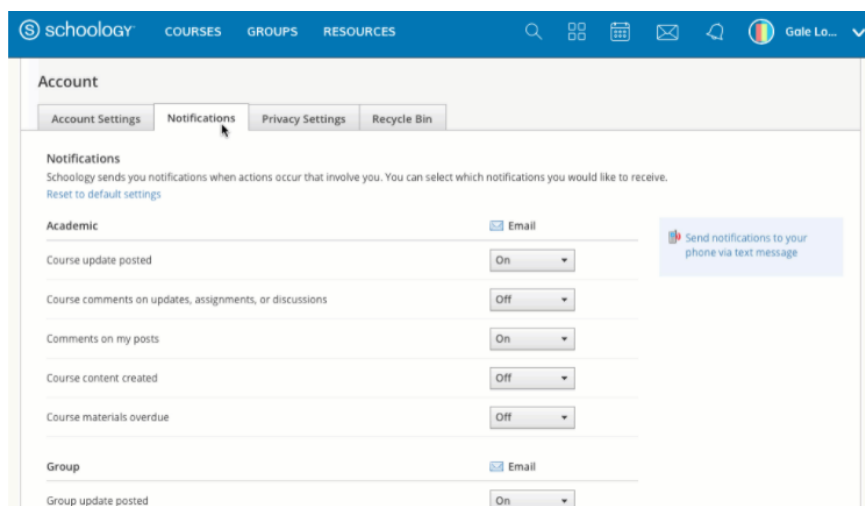


Navigating Schoology for Parents



Additional Information: Adjusting Notification Settings

- Start by clicking the arrow in the upper-right corner, next to your name, and then select your child's name to switch into their account.
- To access your personal account notifications, click the arrow in the upper right corner of Schoology, and select **Settings**. Then click the **Notifications** tab. Visit [this link](#) for an explanation of parent access.



Additional Information: Downloading the Schoology App

- Once you have an account, download the Schoology app from the app store on your device. Tap the app icon to open it on your device.
- Enter **the name of your school or organization**. As you type, matching choices populate in the list. The name, ID number, city, state, and zip code for the school should appear below.
- Tap **the name of your school or organization when it displays**.
- Login using your credentials.
- Visit the hyperlinks for additional support with navigating the Schoology [iOS App](#) or [Android App](#).

