




Navigating Change: WCM to Composer

Education & Training

Professional Services





Joanna Ashlock, Senior Education & Training Specialist

- Former teacher and Finals site client
- New empty nester

✉ joanna.ashlock@finalsite.com

📍 Ft. Worth, Texas, USA

🌐 <https://www.linkedin.com/in/joanna-ashlock>




Tamatha Leuschen, Senior Client Enablement Consultant

- Joined Finals site in Sept. 2022
- Former teacher and technology coordinator

✉ tamatha.leuschen@finalsite.com

📍 Kansas City, Missouri, USA

🌐 <https://www.linkedin.com/in/tamatha-leuschen>



Agenda

- 01 This v. That**
Exploring new features and vocabulary
- 02 Migration**
Best practices for a successful experience
- 03 Support & Training**
Multiple teams and options
- 04 Questions**
How can we help you?

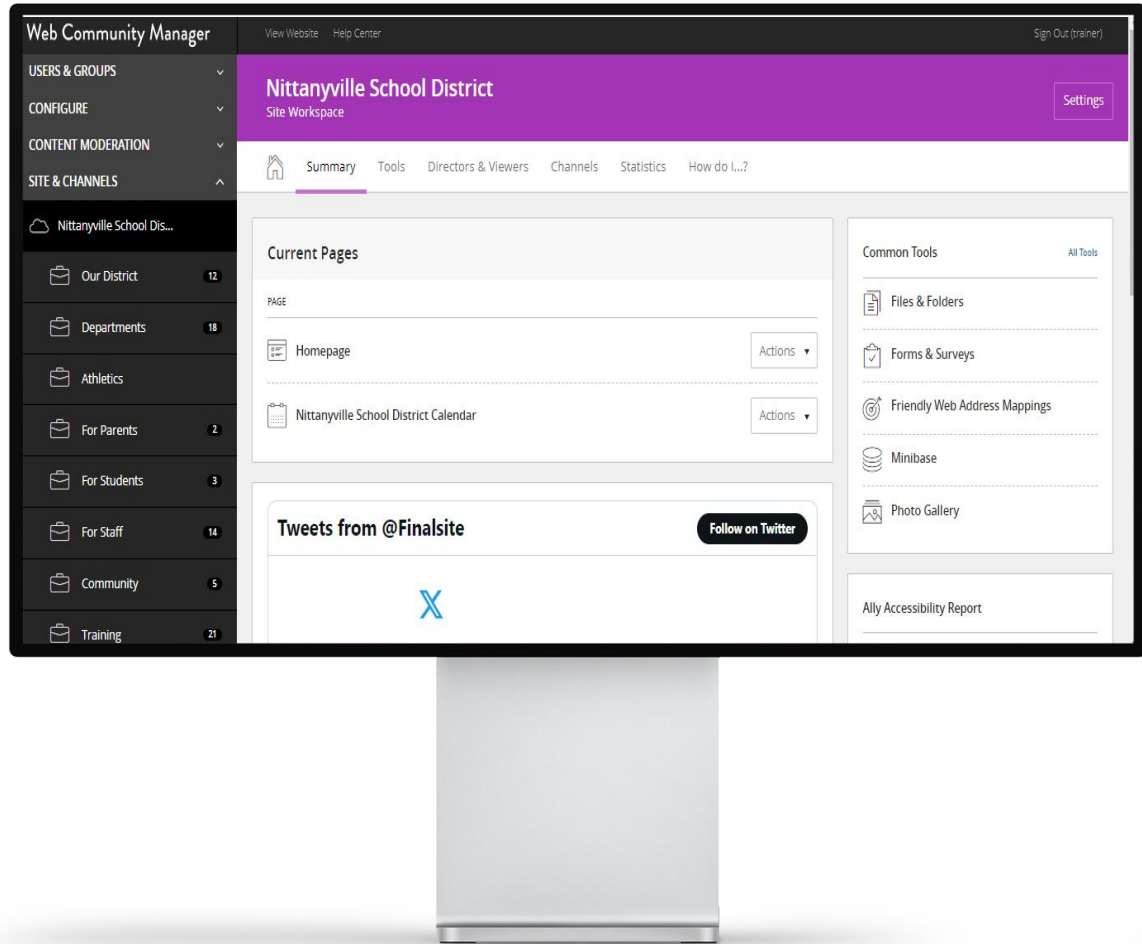
This v. That

Exploring New Features and Learning New Vocabulary

Resource: [A Cheat Sheet of WCM to Composer Terms](#)

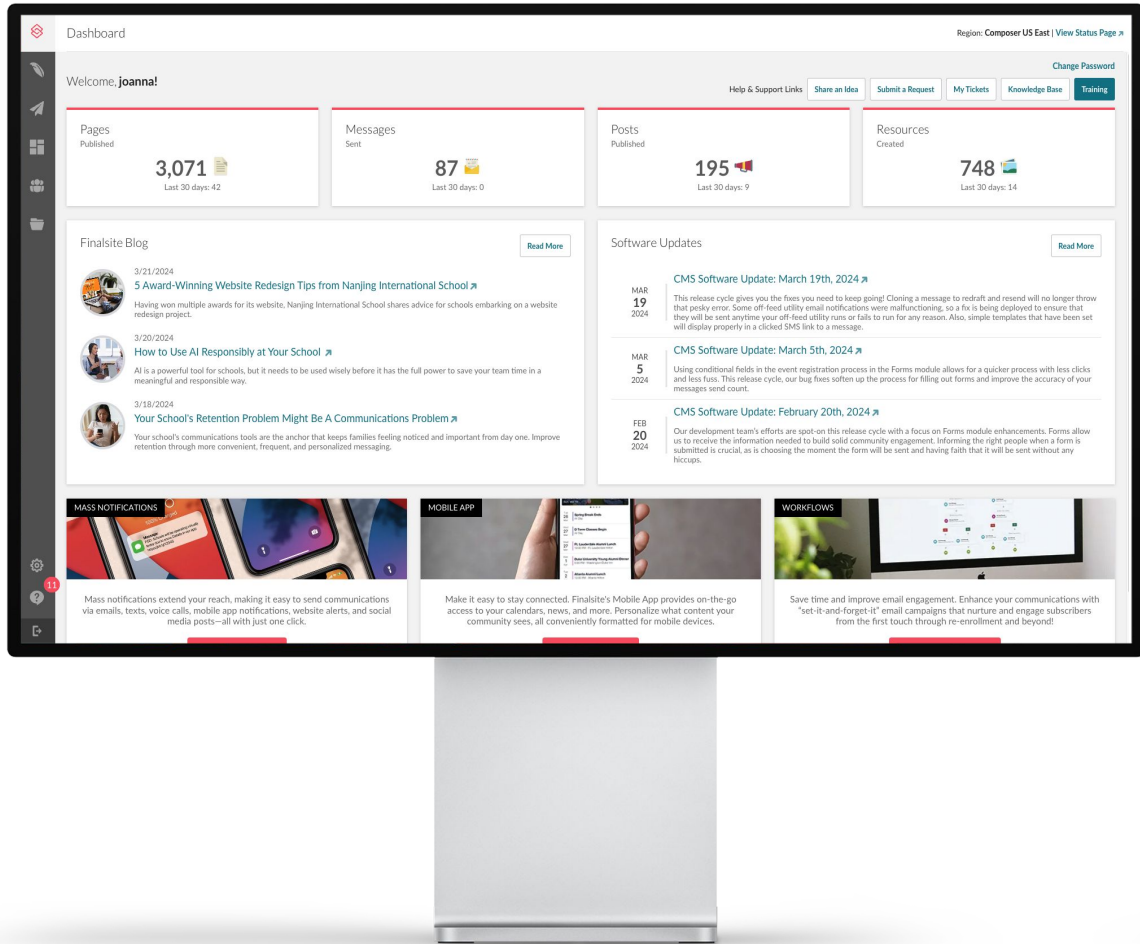
Site Manager

WCM



Dashboard

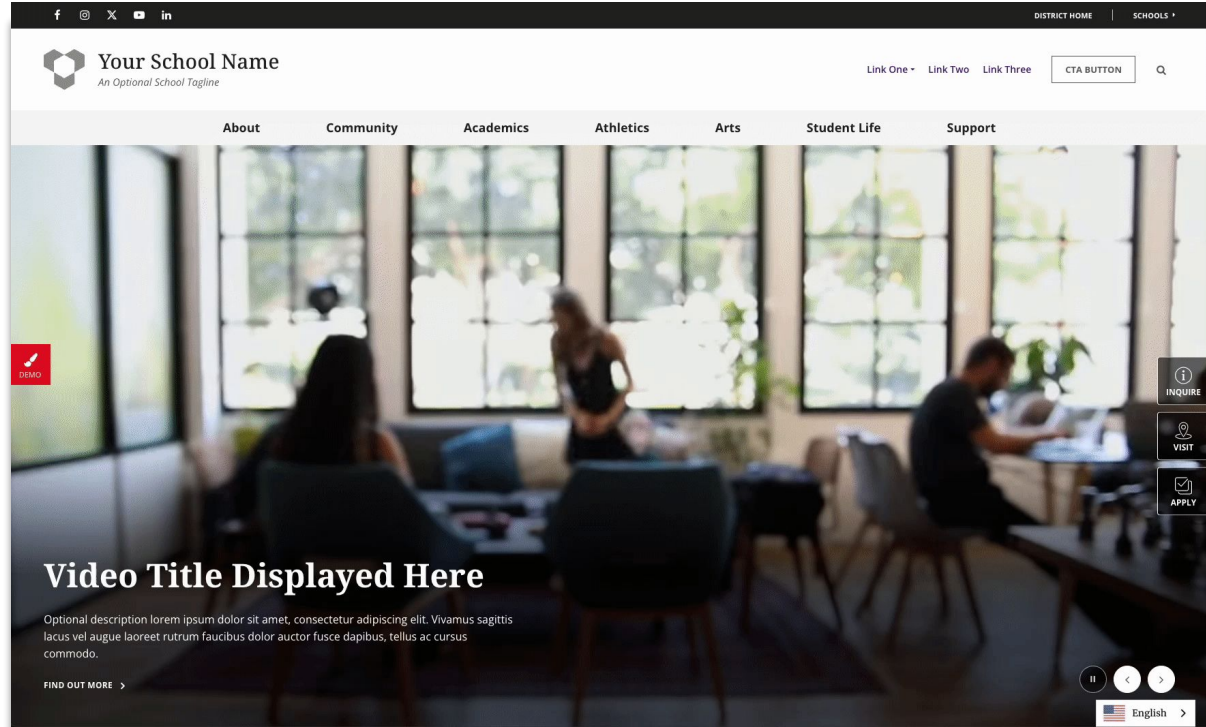
Composer



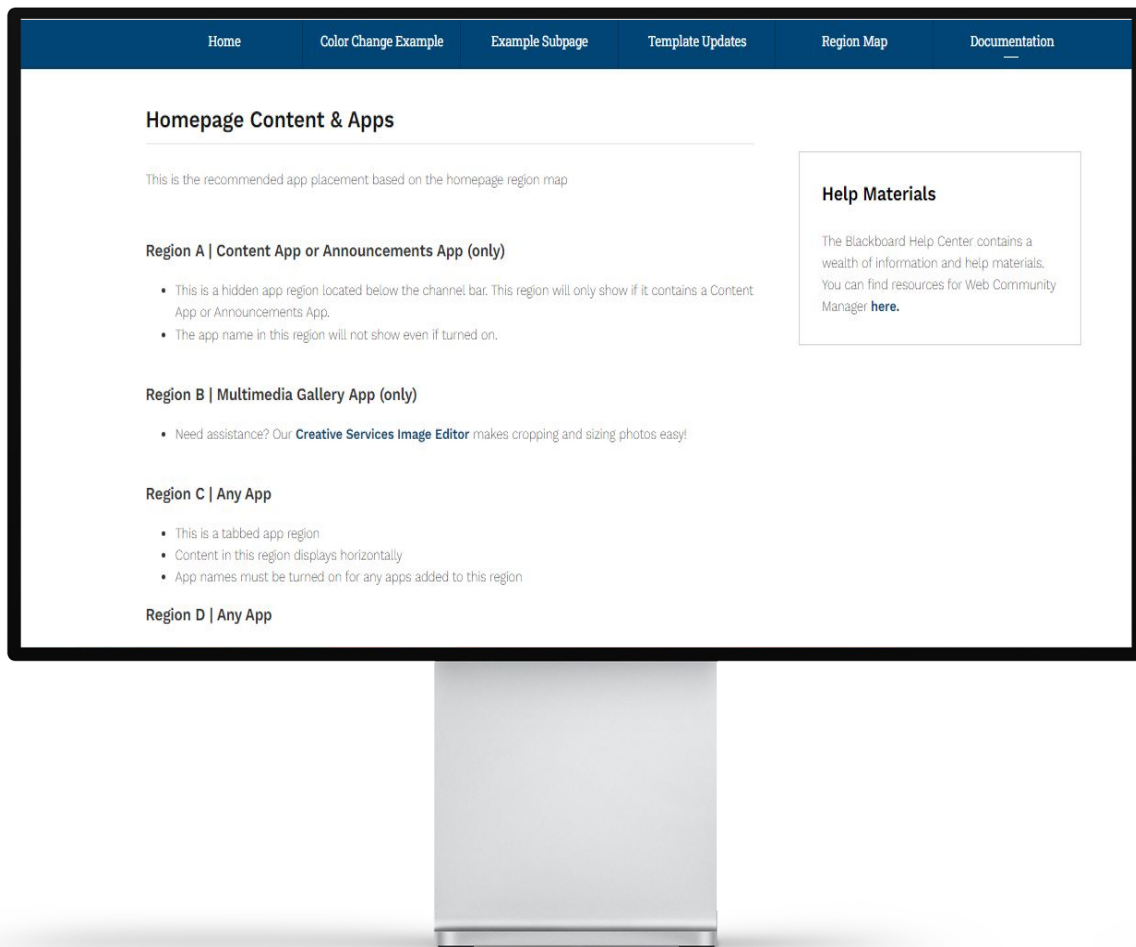
Regions



Panels



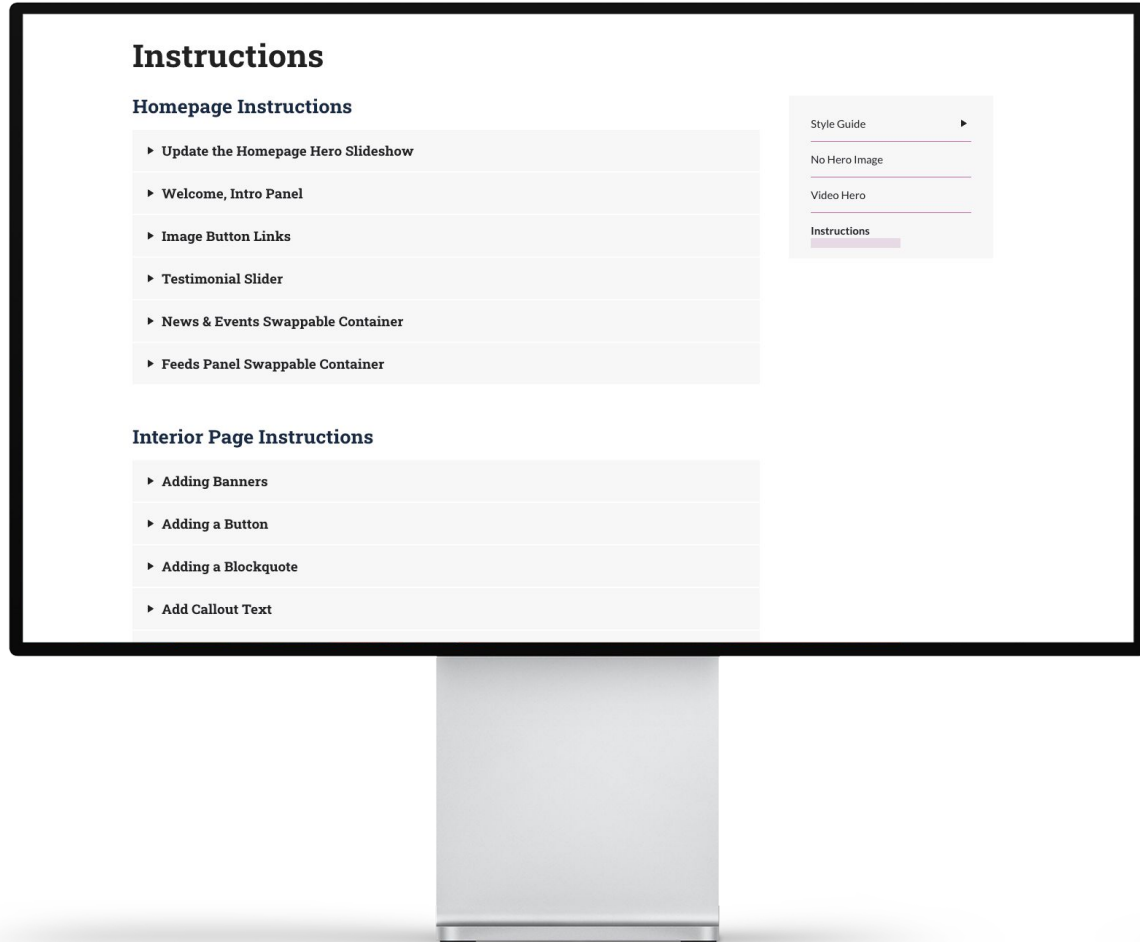
Template Documentation



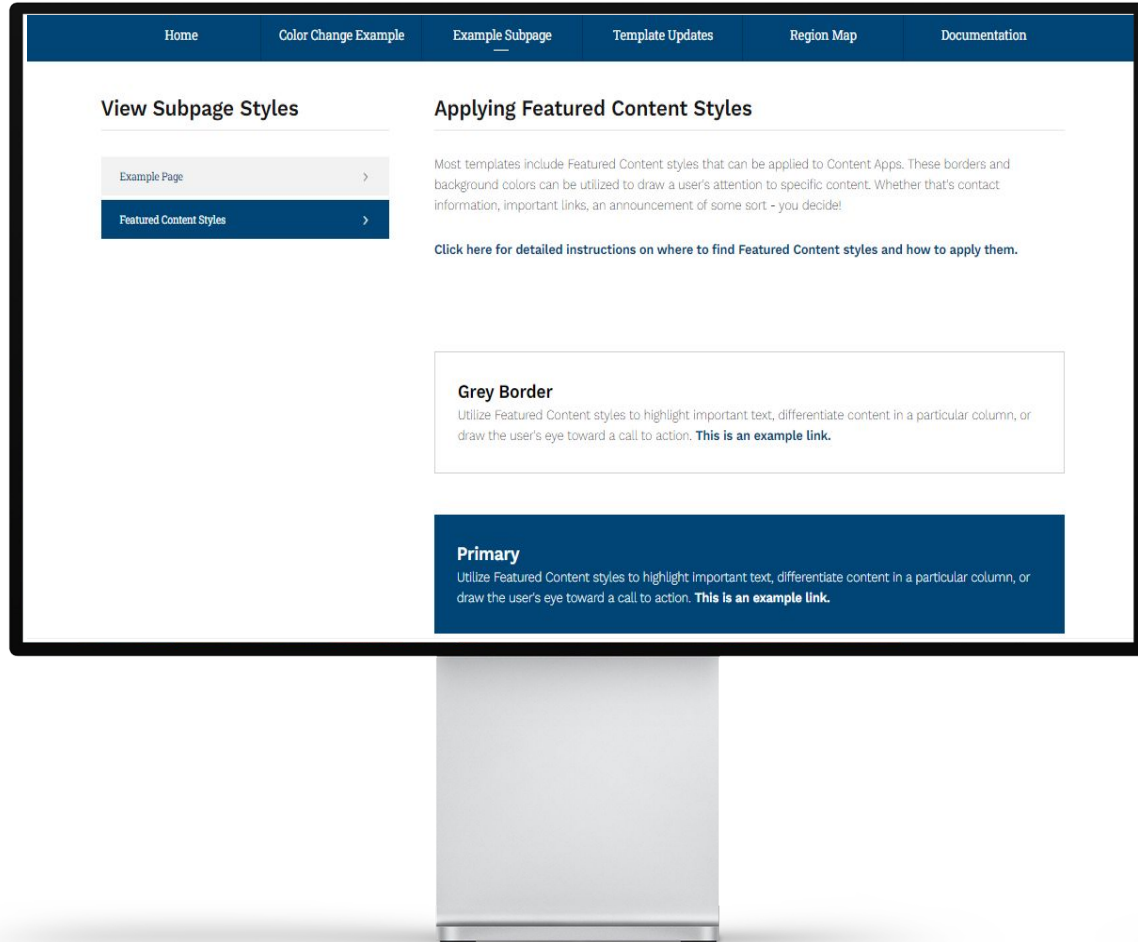
Instructions



Composer

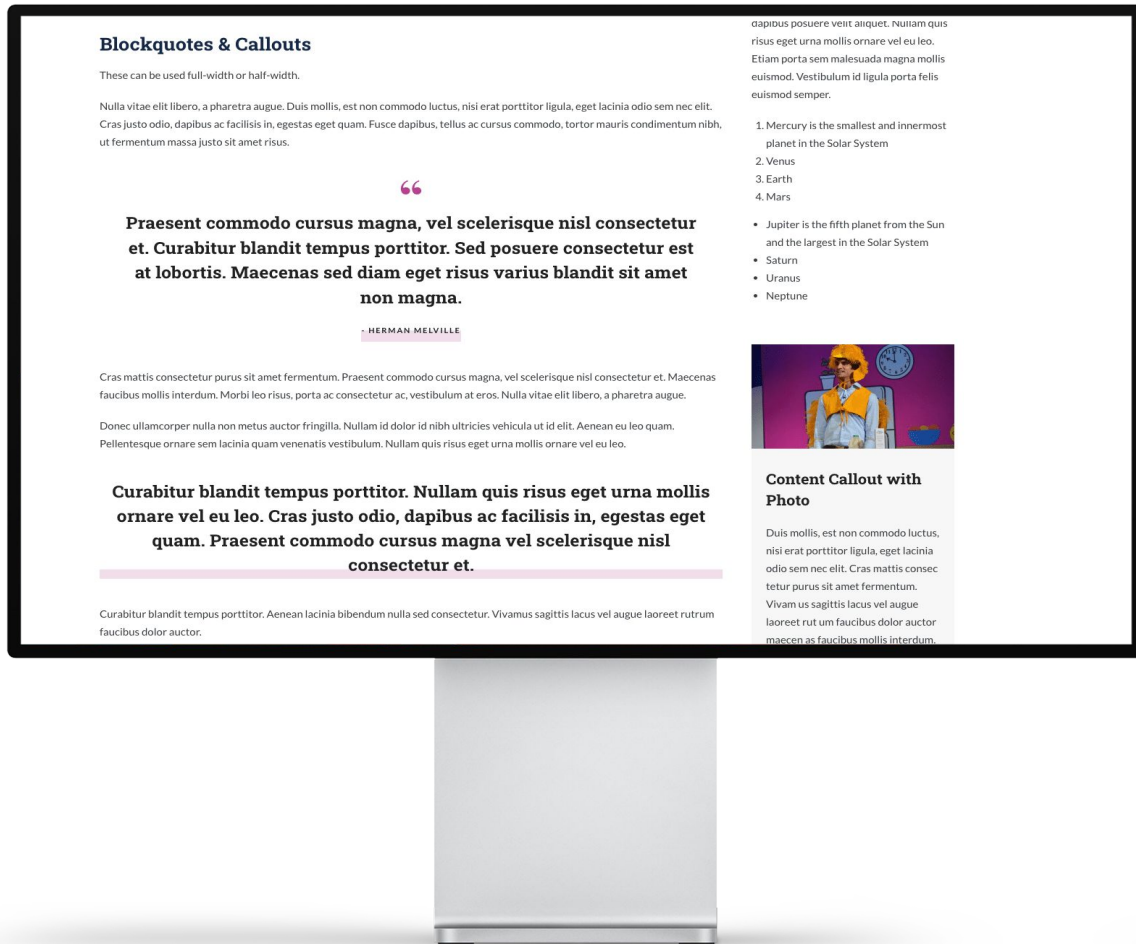


Subpage Styles



Style Guide

Composer



Channels, Sections, Pages

The image shows a website interface with several components and annotations:

- Channel:** A red box labeled "Channel" has an arrow pointing to the dark blue navigation bar at the top of the page.
- Section:** A green box labeled "Section" has an arrow pointing to the "School Board" section in the left-hand menu.
- Page:** Two blue boxes labeled "Page" have arrows pointing to "Overview" and "School Board Documentation" in the left-hand menu.

The website content includes:

- Navigation Bar:** Home Our District Departments Athletics For Parents For Students For Staff Community
- Section Header:** Our School Board
- Main Content:** Nittanyville Area School district has 5 school board members who serve a three-year term. The Board meets on the first 1 month. Meetings are usually located in the Board Room of the district administrative offices located at 201 W. Beaver Av College, PA 16801. We encourage you to get involved—starting with the resources here!
- Sub-sections:** Board Members Files

Page Tiers

All tiers are clickable, editable pages

The screenshot shows the Finalsite Academy website interface. At the top left is the logo and name 'Finalsite Academy'. At the top right are links for 'ENROLLMENT', 'FIND IT FAST', and 'STAFF'. Below this is a main navigation bar with links for 'About', 'Academics', 'Departments', 'Community', 'Family Resources', and 'Parents'. The 'About' link is highlighted with a red underline. Below the navigation bar, the breadcrumb trail reads 'NITTANYVILLE SD HOME > ABOUT'. The main content area features a large 'About' heading. To the left of the main content is a sidebar with several links: 'About', 'Staff Directory', 'Superintendent's Office', 'Board of Education', 'Meeting Calendar', 'Strategic Plan', and 'District Calendar'. To the right of the main content, there is a section titled 'Header content' with a sub-heading 'Pudding chocolate'. Below this sub-heading is a paragraph of text: 'brownie cookie jujubes tart topping chocolate cake. Oat cake topping tiramisu liquorice macaroon bonbon. Ice cream chocolate halvah lollipop marzipan carrot cake bonbon lollipop pastry. Biscuit chocolate cake carrot cake pudding sesame snaps muffin chocolate apple pie jelly-o.' Below the text is a button labeled 'EAT CHOCOLATE'. At the bottom of the page, there is a small image and a line of text: 'Icing ice cream lemon drops ice cream jelly beans toffee. Icing jelly-o apple pie'.

Tier 1 (Red box) points to the 'About' link in the main navigation bar.

Tier 2 (Green box) points to the 'About' link in the sidebar.

Tier 3 (Blue box) points to the 'Board of Education' link in the sidebar.

Tier 3 (Blue box) points to the 'Strategic Plan' link in the sidebar.

Edit from Front End

From the Superintendent

- Our Superintendent
- Messages from Dr. Evans
- District Monthly Newsletter

From the Desk of Dr. Evans

Welcome to the Nittanyville Area School District website and our school district. I am proud to be superintendent of a school district which has built its reputation on providing exemplary educational programs for our fast-growing student



Edit Page

Our Superintendent

Last edited by Blackboard Trainer on May 2, 2023.

Welcome to the Nittanyville Area School District website and our school district. I am proud to be superintendent of a school district which has built its reputation on providing exemplary educational programs for our fast-growing student population.

We are fortunate in Happy Valley to have a community that supports our school system and our students. Voters continuously embrace our schools by consistently passing school bond issues to accommodate our rapid growth and other student needs. In November, 2008, the voters approved a \$112 million bond package that includes funding to refurbish and expand existing schools and provides for a new middle school.

Instructional programs remain the top priority for our district and we currently are adding science labs at all of our schools - elementary through high school. Joseph Vincent High was recently named an International Baccalaureate Organization (IBO) school, an honor bestowed on less than 50 high schools in the state!

In light of our continued growth and development, we have a solid foundation built upon an experienced and caring staff. The accomplishments of our students grow year after year. Parents speak with pride about our schools and continue to volunteer their time and services. Last year, our district recorded 316,600 volunteer hours from parents and community members; the commitment and support we receive from our community is fantastic.

If you are a member of our Nittanyville community, thank you for your support. If you are considering moving to our area, we welcome you to a district that is comprised of a caring staff that is dedicated to the education and success of every student.

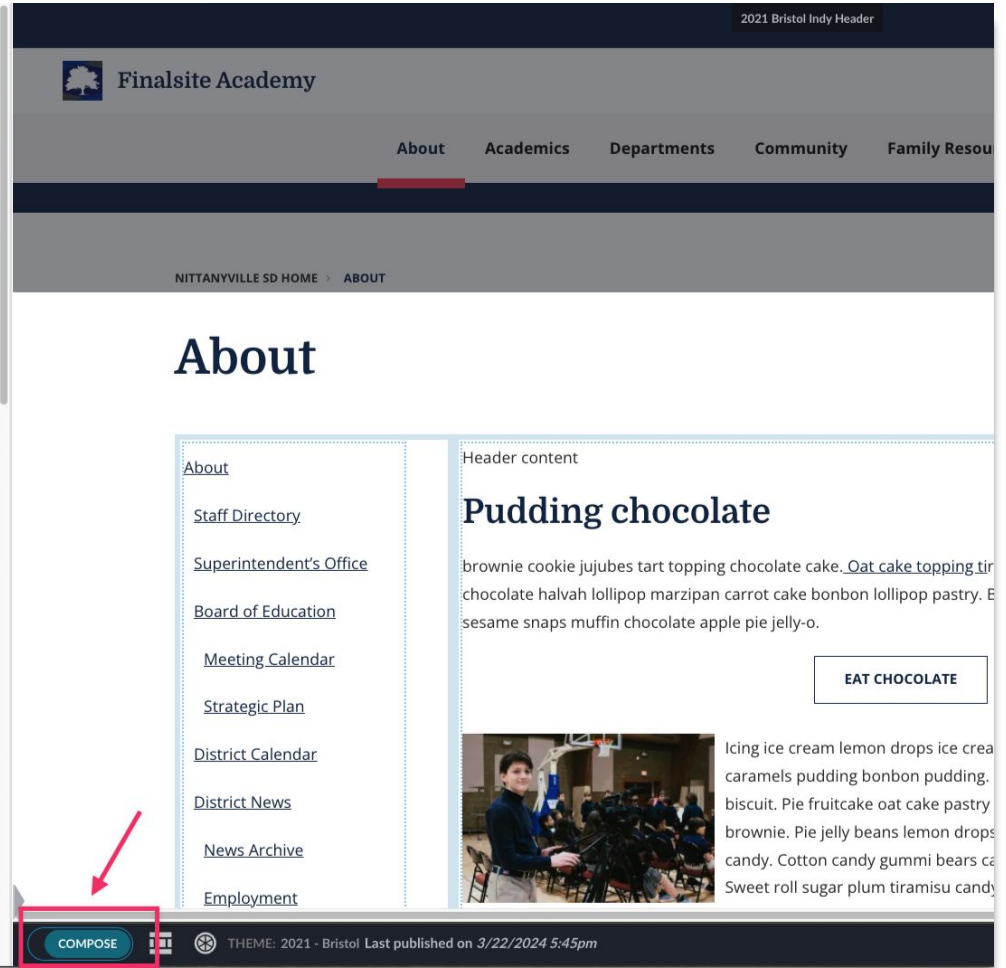
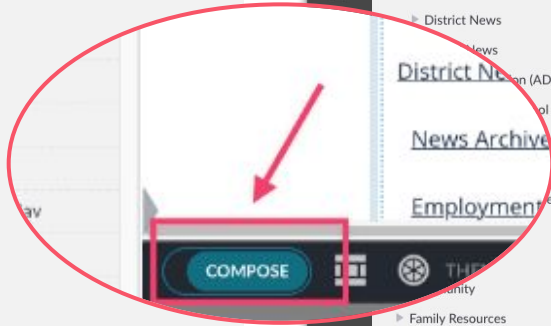
Apps | Layout

Create New

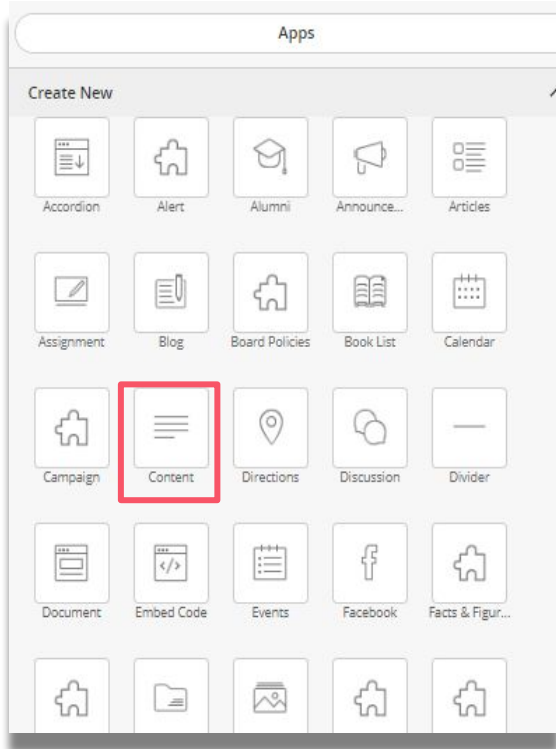
Find...

- Accordion
- Alert
- Alumni
- Announce...
- Articles
- Assignment
- Blog
- Board Policies
- Book List
- Calendar
- Campaign
- Content
- Directions
- Discussion
- Divider

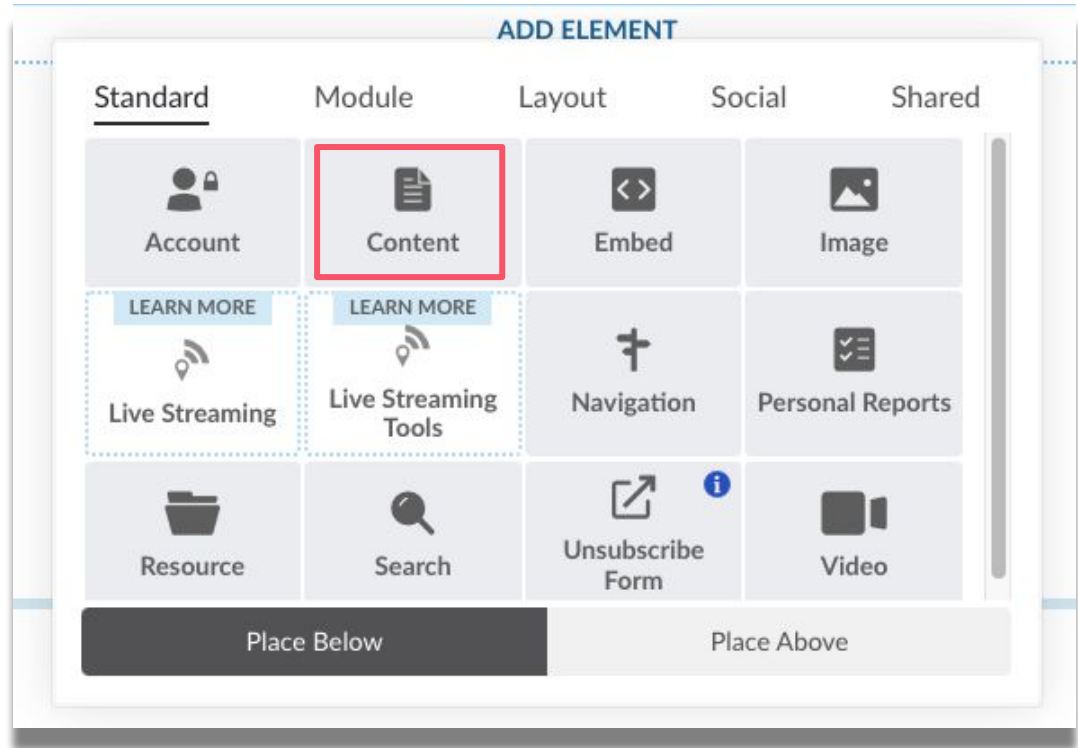
Compose from Back End

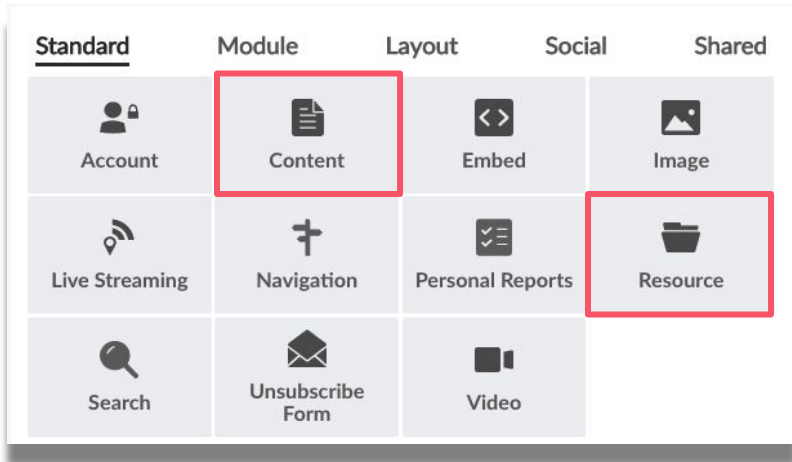


Apps

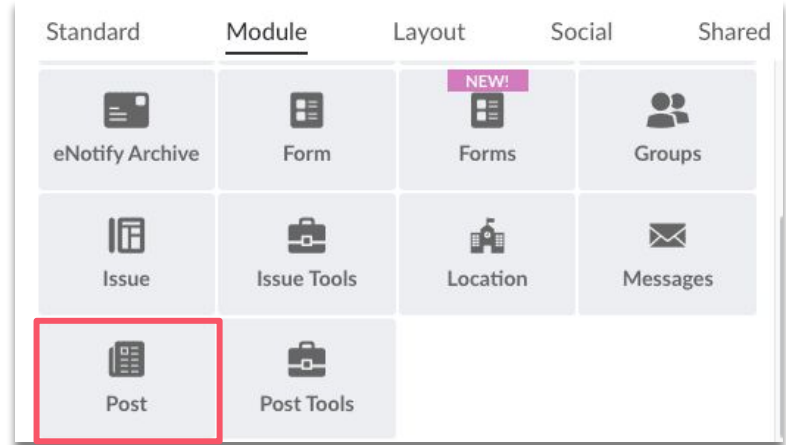


Elements

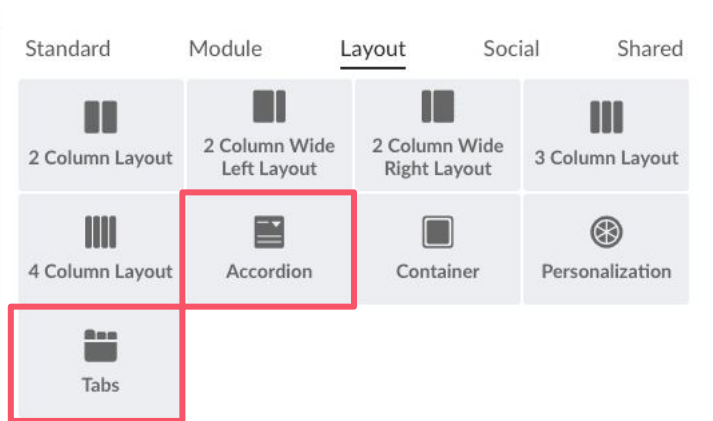




Resource elements > Image App, Photo Gallery App, Multimedia Gallery App, File Library App



Post element > Headlines & Features App, Minibase App



Layout elements > Tabbed and Accordion Apps

Migration

Best practices for a successful experience

Top 3 Tips

1. Marie Kondo your content.

- Check for accuracy, relevance, accessibility, searchability.

2. Get new family pictures taken.

- Freshen up site photos, especially hero images.

3. Update the GPS.

- Analyze the site map.
- Ask stakeholders what's easy to find? Hard to find?

PRO TIP: Plan to touch/review every page after migration.



Support & Training

You've inherited multiple teams to support you.

Support & Training

- Client Success Manager
- Project Manager
- Enablement Consultants and Training Specialists
- Knowledge Base articles
- Comprehensive, on-demand training courses
- Office Hours
- Webinars
- Social Media Networking
- Blog Articles
- Release Notes



[Client Education Training Opportunities](#)

Questions?

Resources we **LOVE**

[WCM Migration Details](#)

[Composer Glossary](#)

[Client Ed Training Site](#)

[Webinar Archives](#)

[Office Hours](#)

[Additional Training Offerings](#)