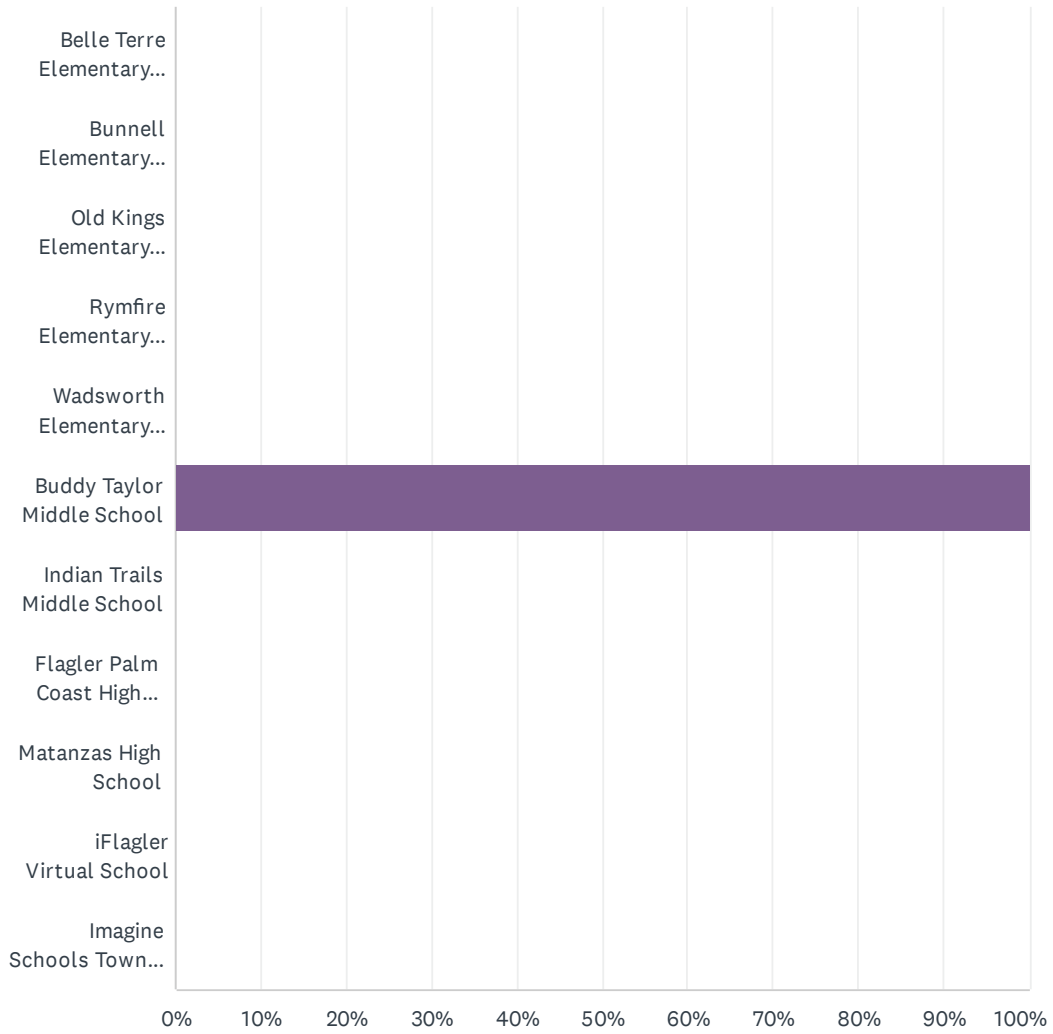


# Q1 I am completing this survey regarding the following school.

Answered: 163 Skipped: 0

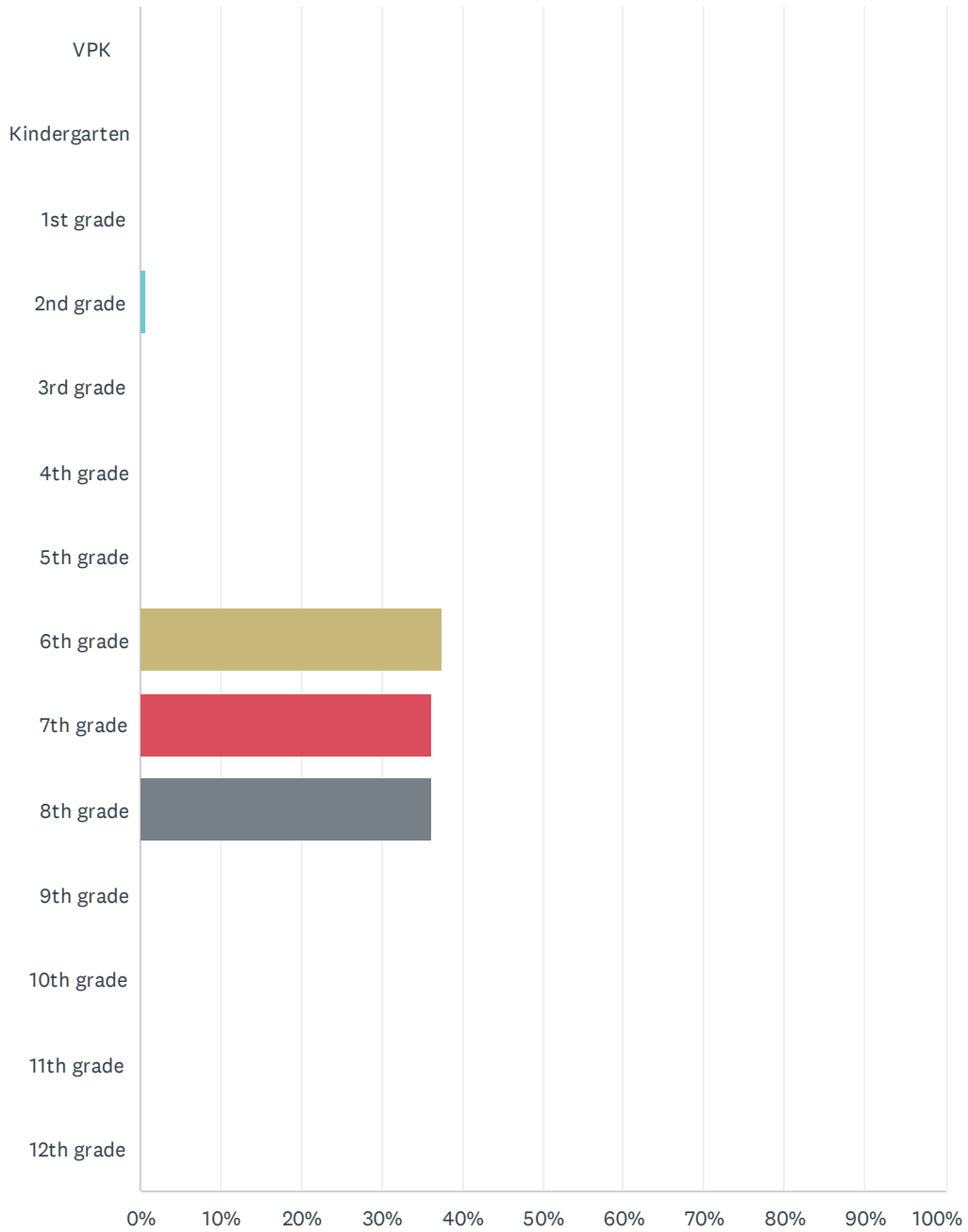


## 2023-2024 Parent or Guardian Input Survey

ANSWER CHOICES	RESPONSES	
Belle Terre Elementary School	0.00%	0
Bunnell Elementary School	0.00%	0
Old Kings Elementary School	0.00%	0
Rymfire Elementary School	0.00%	0
Wadsworth Elementary School	0.00%	0
Buddy Taylor Middle School	100.00%	163
Indian Trails Middle School	0.00%	0
Flagler Palm Coast High School	0.00%	0
Matanzas High School	0.00%	0
iFlagler Virtual School	0.00%	0
Imagine Schools Town Center	0.00%	0
<b>TOTAL</b>		<b>163</b>

## Q2 What grade(s) is/are your child(ren) attending at this school?

Answered: 163 Skipped: 0

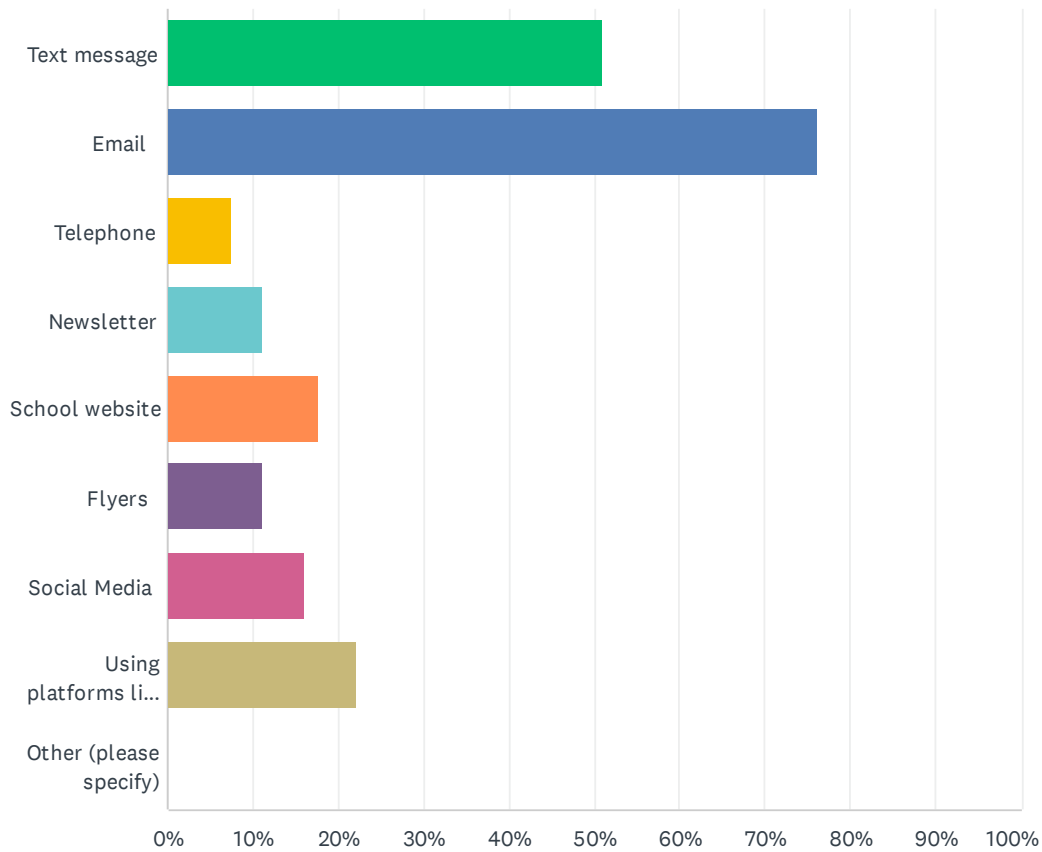


## 2023-2024 Parent or Guardian Input Survey

ANSWER CHOICES	RESPONSES	
VPK	0.00%	0
Kindergarten	0.00%	0
1st grade	0.00%	0
2nd grade	0.61%	1
3rd grade	0.00%	0
4th grade	0.00%	0
5th grade	0.00%	0
6th grade	37.42%	61
7th grade	36.20%	59
8th grade	36.20%	59
9th grade	0.00%	0
10th grade	0.00%	0
11th grade	0.00%	0
12th grade	0.00%	0
Total Respondents: 163		

### Q3 How would you most like to receive information about school events?

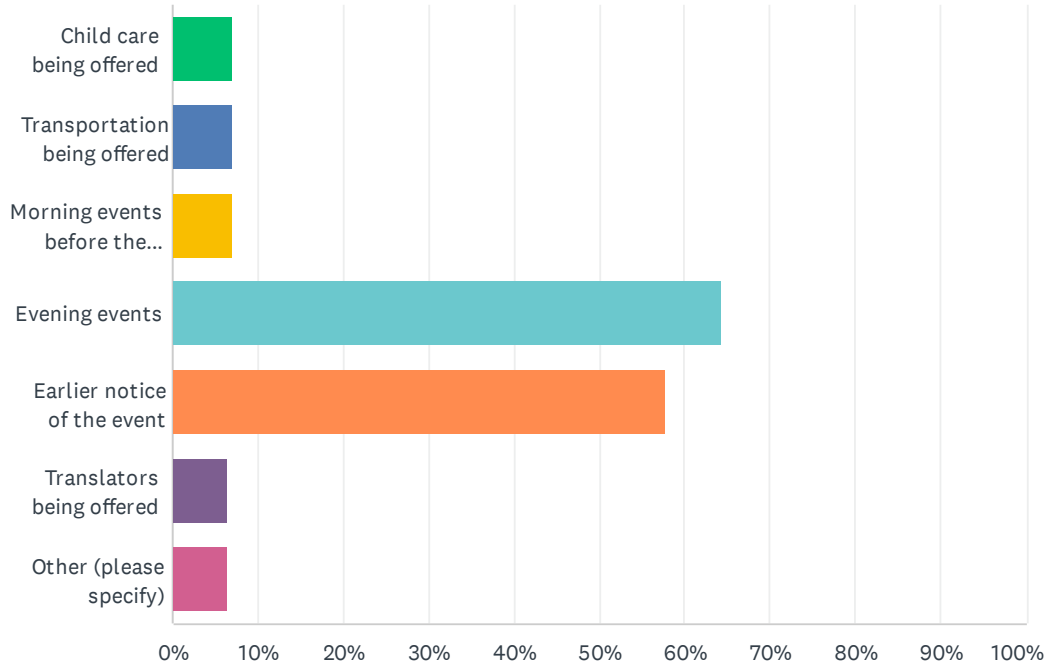
Answered: 163 Skipped: 0



ANSWER CHOICES	RESPONSES	
Text message	50.92%	83
Email	76.07%	124
Telephone	7.36%	12
Newsletter	11.04%	18
School website	17.79%	29
Flyers	11.04%	18
Social Media	15.95%	26
Using platforms like Remind, Schoology and Skyward	22.09%	36
Other (please specify)	0.00%	0
<b>Total Respondents: 163</b>		

## Q4 Which of the following would help you participate in more parent meetings or school activities?

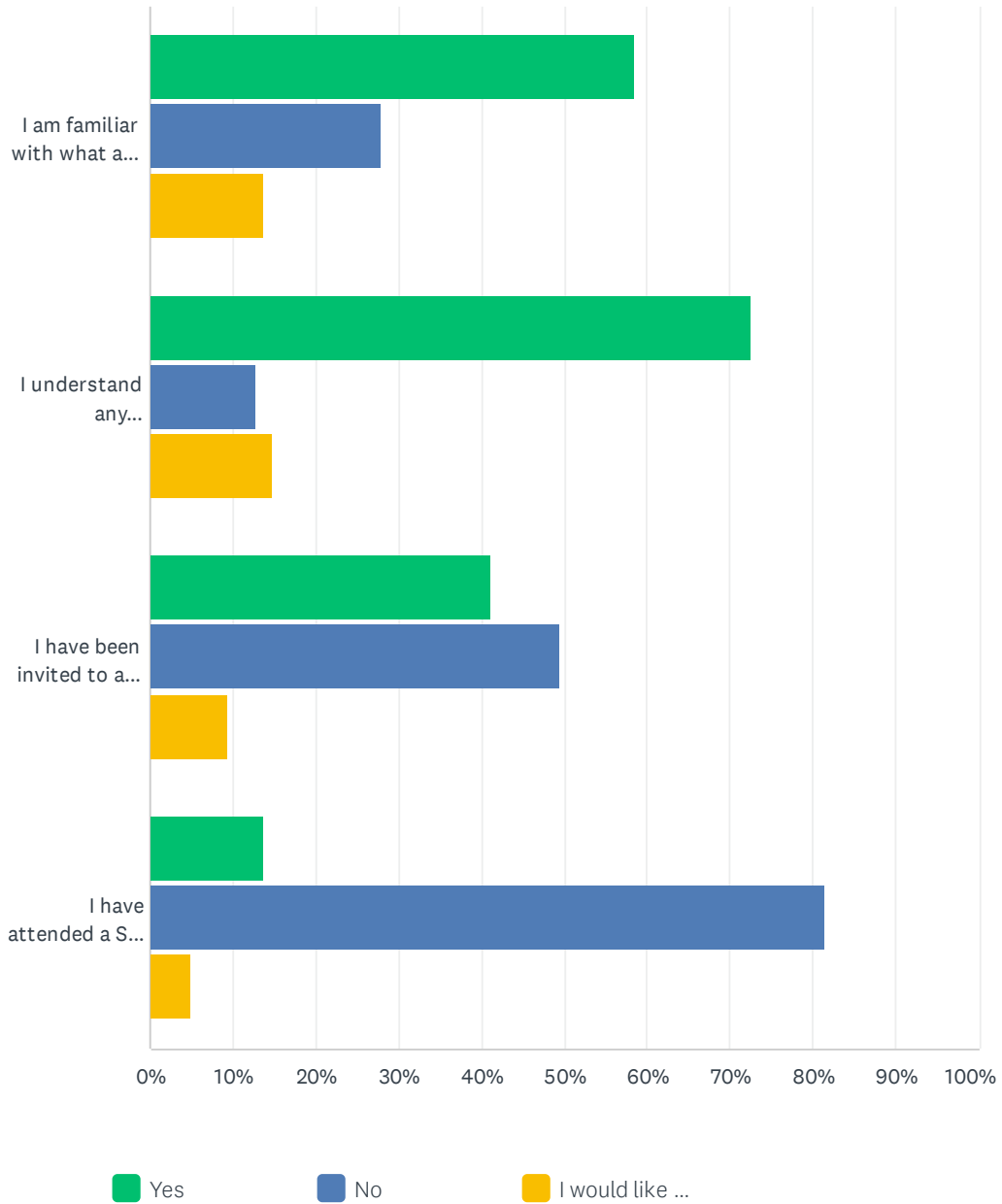
Answered: 140 Skipped: 23



ANSWER CHOICES	RESPONSES	
Child care being offered	7.14%	10
Transportation being offered	7.14%	10
Morning events before the school day	7.14%	10
Evening events	64.29%	90
Earlier notice of the event	57.86%	81
Translators being offered	6.43%	9
Other (please specify)	6.43%	9
Total Respondents: 140		

### Q5 Please choose the best answer for the following:

Answered: 163 Skipped: 0



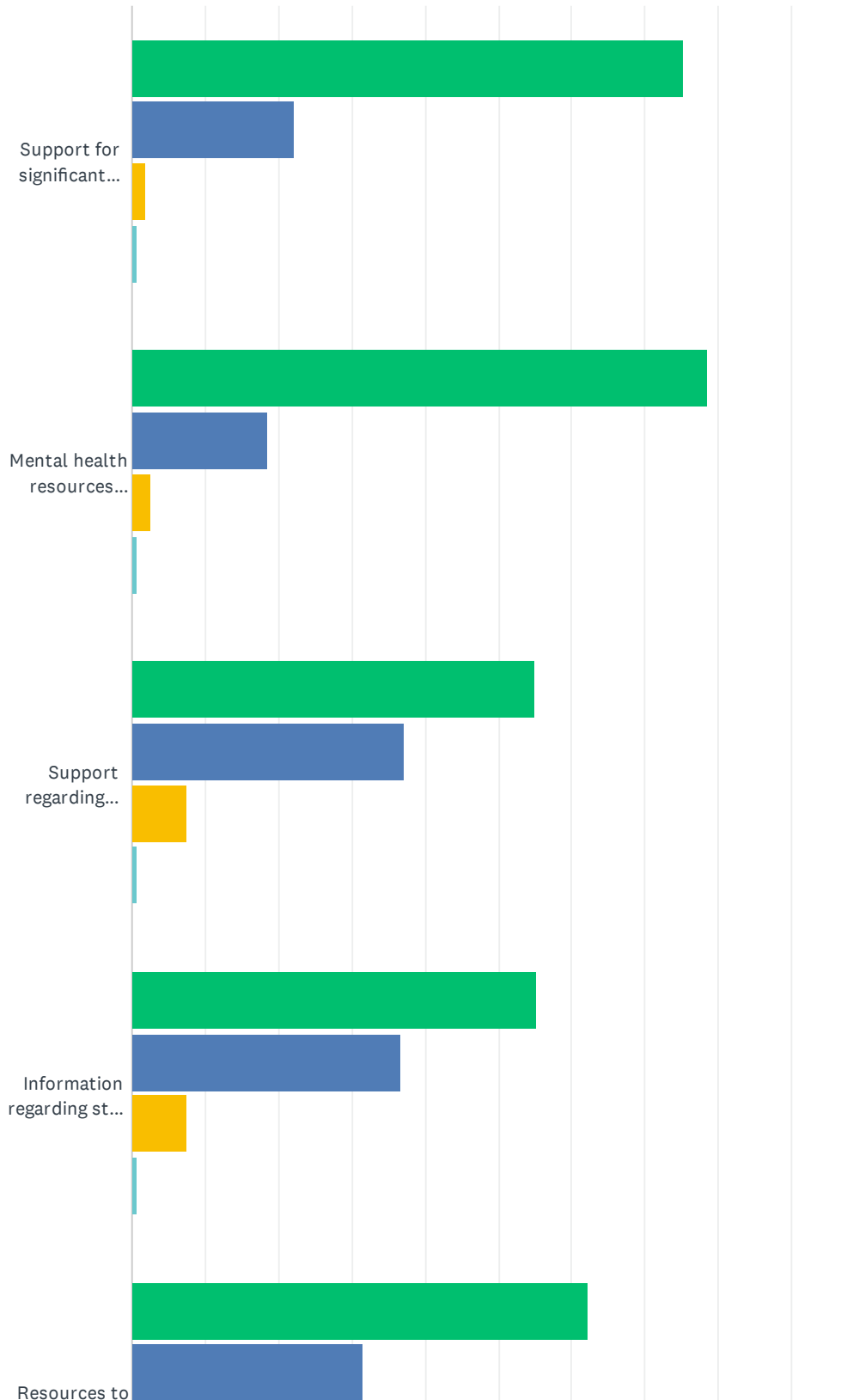
## 2023-2024 Parent or Guardian Input Survey

	YES	NO	I WOULD LIKE MORE INFORMATION	TOTAL
I am familiar with what a School Advisory Council (SAC) meeting is	58.39% 94	27.95% 45	13.66% 22	161
I understand any parent/guardian is welcome at a SAC meeting	72.39% 118	12.88% 21	14.72% 24	163
I have been invited to a SAC meeting	41.25% 66	49.38% 79	9.38% 15	160
I have attended a SAC meeting	13.58% 22	81.48% 132	4.94% 8	162

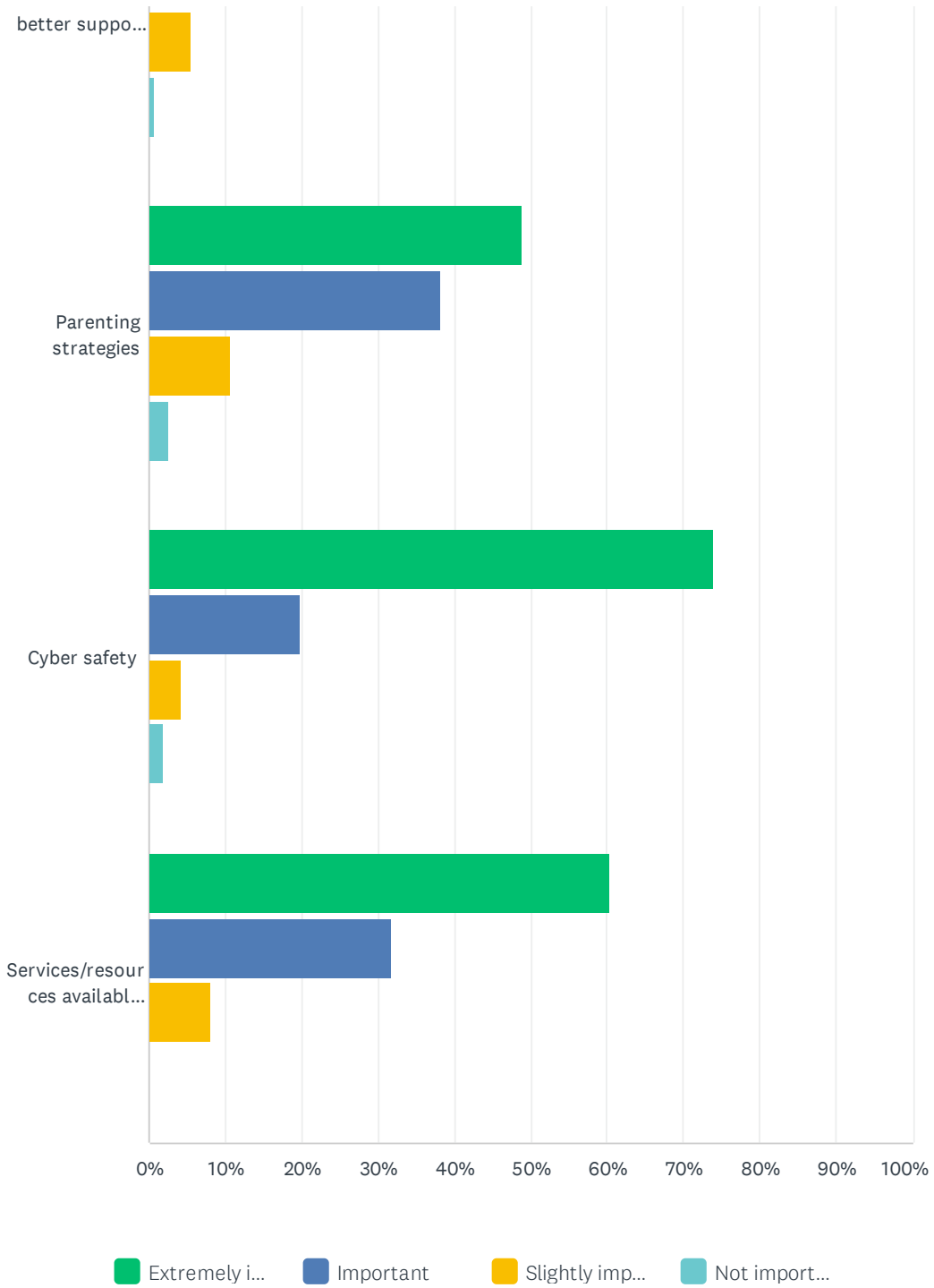


### Q6 Please choose how important you think the following family support efforts are:

Answered: 162 Skipped: 1



# 2023-2024 Parent or Guardian Input Survey

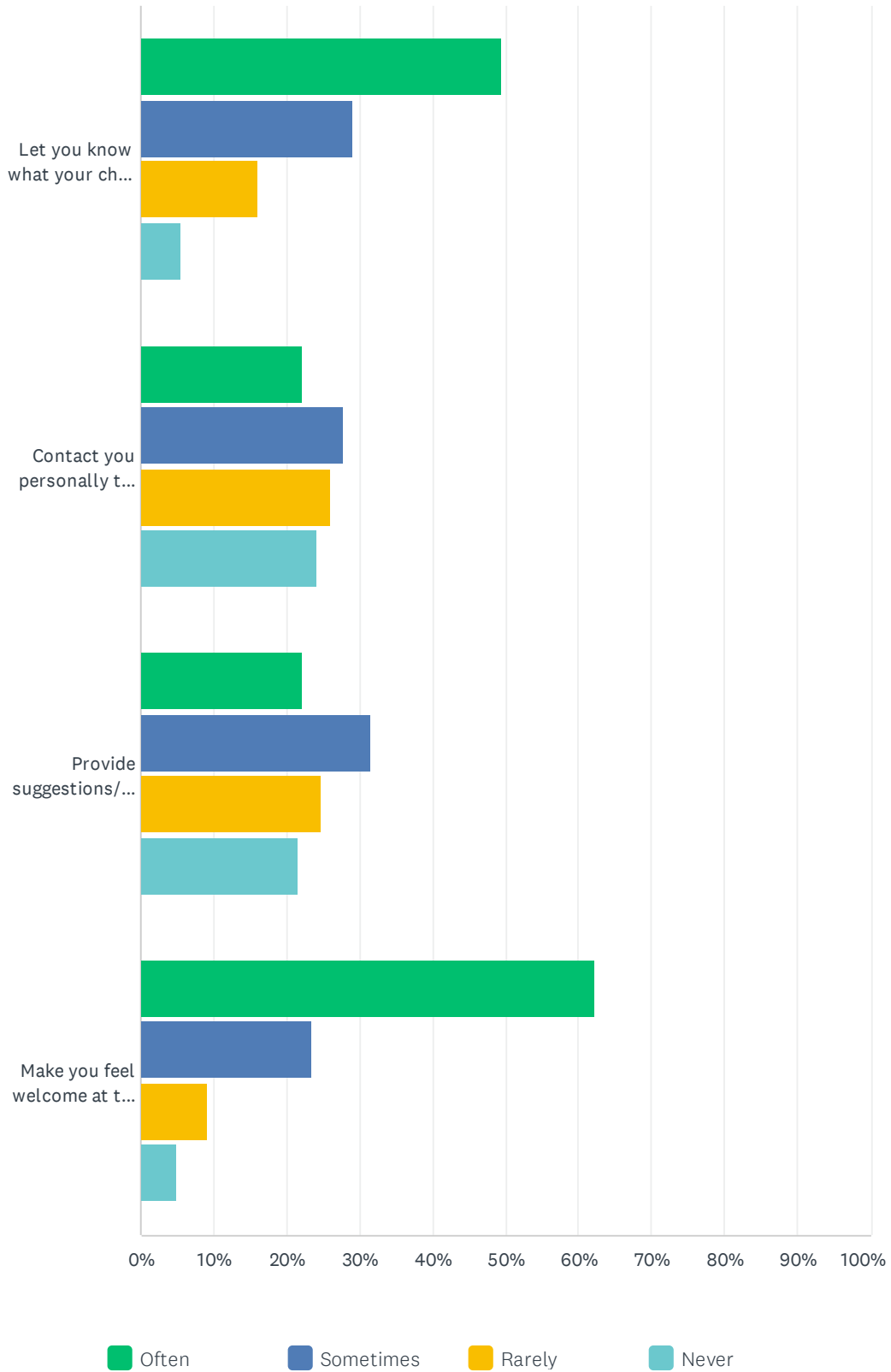


## 2023-2024 Parent or Guardian Input Survey

	<b>EXTREMELY IMPORTANT</b>	<b>IMPORTANT</b>	<b>SLIGHTLY IMPORTANT</b>	<b>NOT IMPORTANT</b>	<b>TOTAL</b>
Support for significant behavior challenges	75.31% 122	22.22% 36	1.85% 3	0.62% 1	162
Mental health resources available for students and families	78.40% 127	18.52% 30	2.47% 4	0.62% 1	162
Support regarding online platforms (Schoology, Skyward, etc.)	54.94% 89	37.04% 60	7.41% 12	0.62% 1	162
Information regarding state standards and state assessments	55.28% 89	36.65% 59	7.45% 12	0.62% 1	161
Resources to better support your student's academics at home	62.35% 101	31.48% 51	5.56% 9	0.62% 1	162
Parenting strategies	48.75% 78	38.13% 61	10.63% 17	2.50% 4	160
Cyber safety	73.91% 119	19.88% 32	4.35% 7	1.86% 3	161
Services/resources available within the community	60.25% 97	31.68% 51	8.07% 13	0.00% 0	161

### Q7 How often do staff at this school do the following:

Answered: 162 Skipped: 1

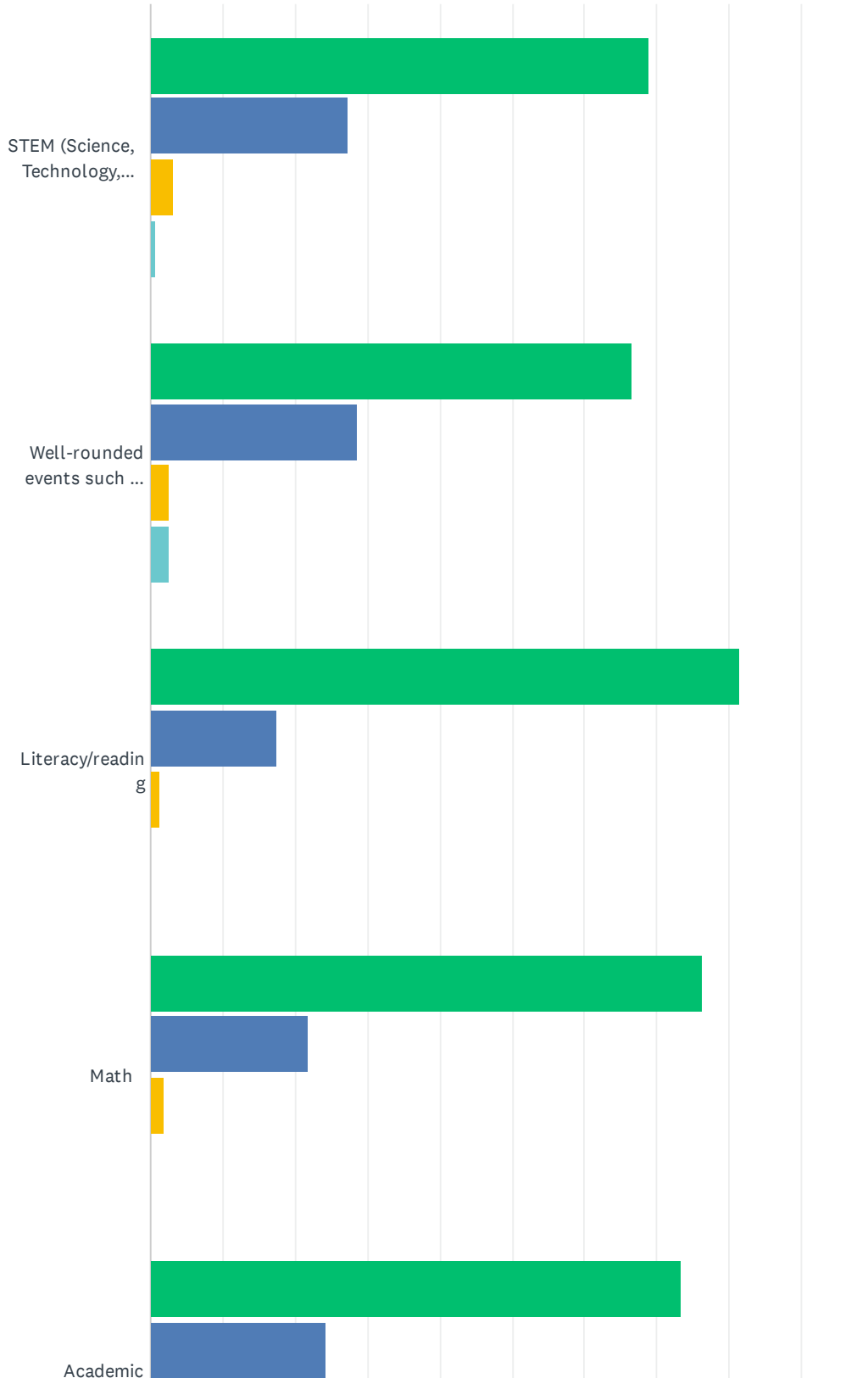


## 2023-2024 Parent or Guardian Input Survey

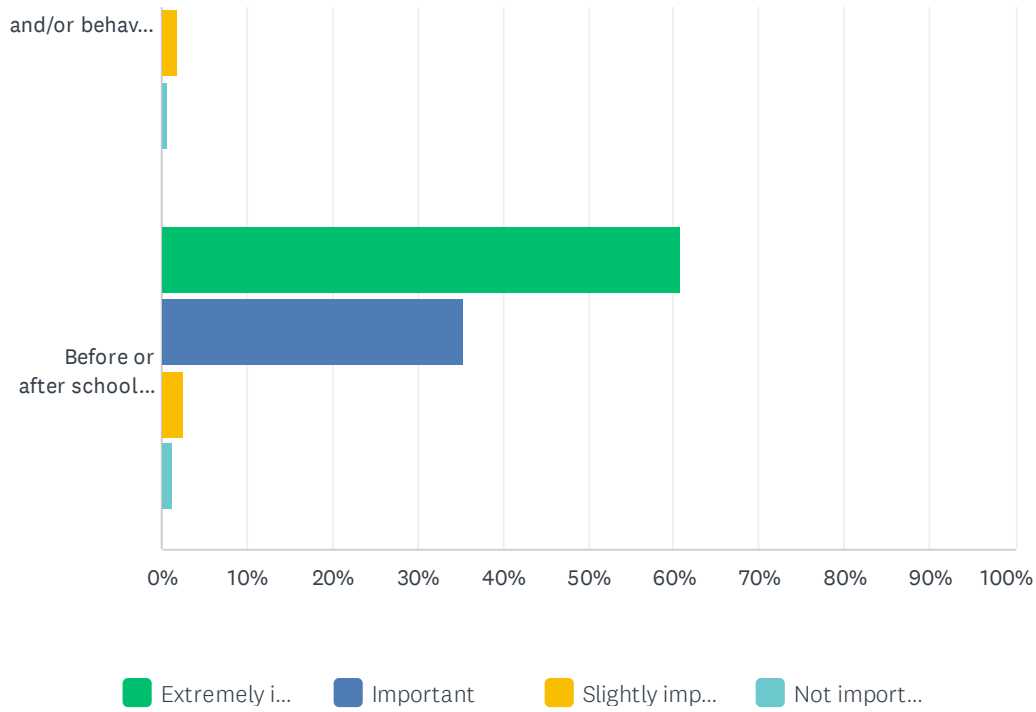
	OFTEN	SOMETIMES	RARELY	NEVER	TOTAL
Let you know what your child is working on in class	49.38% 80	29.01% 47	16.05% 26	5.56% 9	162
Contact you personally to discuss your child's academics	22.22% 36	27.78% 45	25.93% 42	24.07% 39	162
Provide suggestions/resources to help you better support your child at home	22.22% 36	31.48% 51	24.69% 40	21.60% 35	162
Make you feel welcome at the school	62.35% 101	23.46% 38	9.26% 15	4.94% 8	162

### Q8 Please indicate how important you think the following events are, which federal dollars help to support:

Answered: 161 Skipped: 2



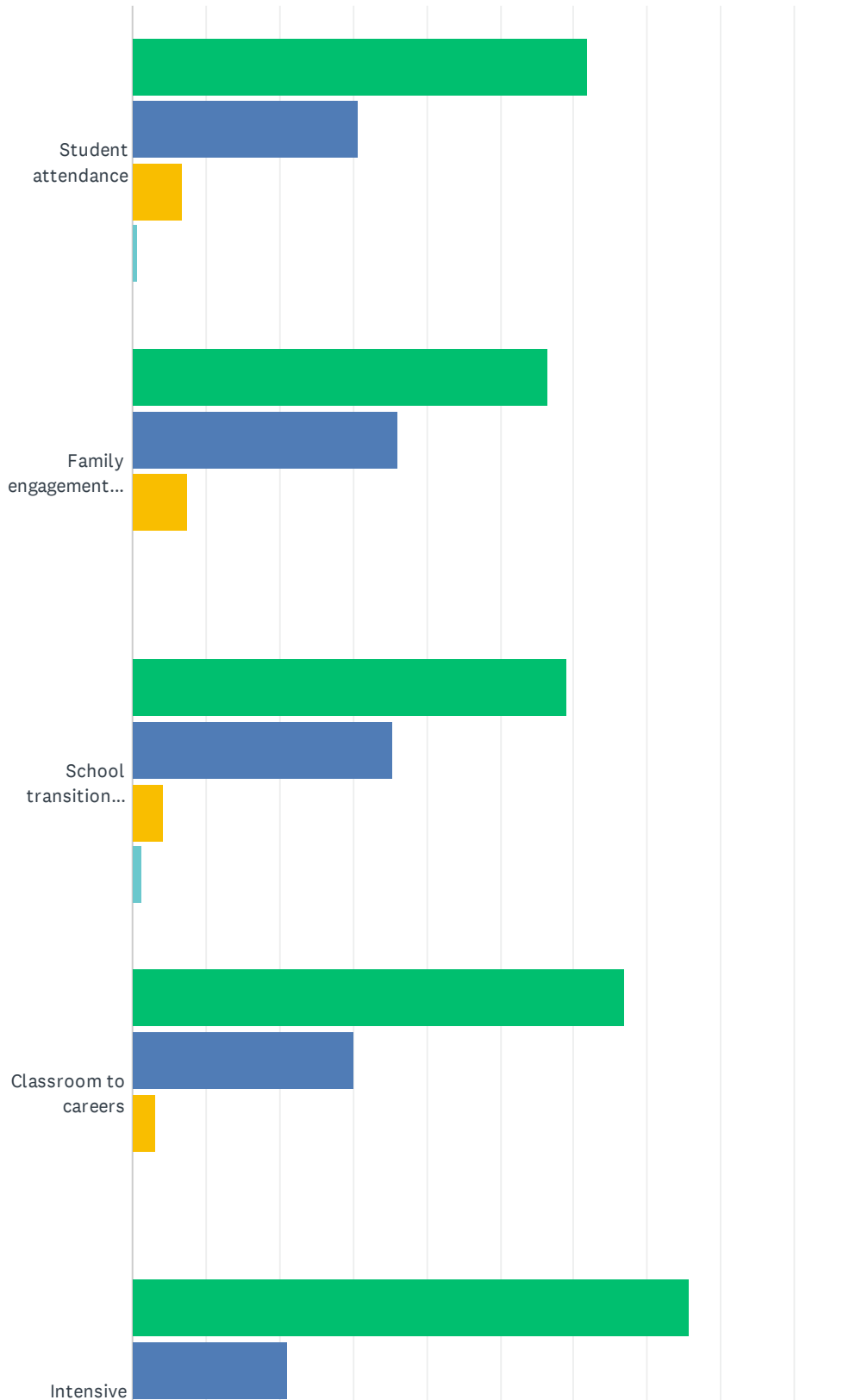
## 2023-2024 Parent or Guardian Input Survey



	EXTREMELY IMPORTANT	IMPORTANT	SLIGHTLY IMPORTANT	NOT IMPORTANT	TOTAL
STEM (Science, Technology, Engineering & Math)	68.94% 111	27.33% 44	3.11% 5	0.62% 1	161
Well-rounded events such as Music, Art, Health	66.46% 107	28.57% 46	2.48% 4	2.48% 4	161
Literacy/reading	81.37% 131	17.39% 28	1.24% 2	0.00% 0	161
Math	76.40% 123	21.74% 35	1.86% 3	0.00% 0	161
Academic and/or behavior interventions/resources available	73.29% 118	24.22% 39	1.86% 3	0.62% 1	161
Before or after school tutoring	60.87% 98	35.40% 57	2.48% 4	1.24% 2	161

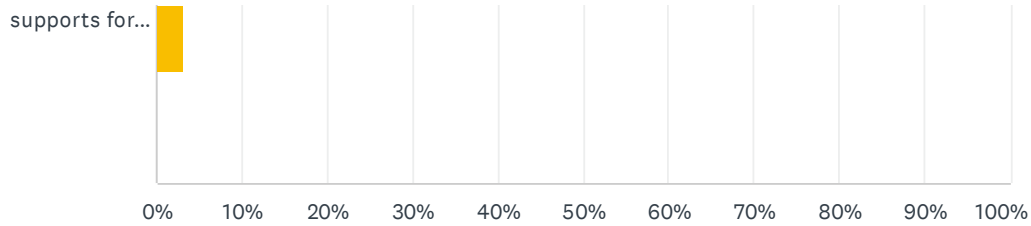
### Q9 Please indicate how important you feel these items are, which federal grant dollars also help to support.

Answered: 161 Skipped: 2





## 2023-2024 Parent or Guardian Input Survey



■ Extremely i...   
 ■ Important   
 ■ Slightly imp...   
 ■ Not import...

	EXTREMELY IMPORTANT	IMPORTANT	SLIGHTLY IMPORTANT	NOT IMPORTANT	TOTAL
Student attendance	61.88% 99	30.63% 49	6.88% 11	0.63% 1	160
Family engagement (attending parent events, supporting homework, etc.)	56.52% 91	36.02% 58	7.45% 12	0.00% 0	161
School transition events (VPK to K; elementary to middle school; middle to high school; high school to secondary school, workforce, etc.)	59.01% 95	35.40% 57	4.35% 7	1.24% 2	161
Classroom to careers	66.88% 107	30.00% 48	3.13% 5	0.00% 0	160
Intensive supports for Reading, Math, and Behaviors	75.78% 122	21.12% 34	3.11% 5	0.00% 0	161

**Q10** If you have additional feedback or suggestions, please add your comments here. We ask that no faculty nor student names be used.

**Thank you!**

Answered: 33 Skipped: 130