



NPHS Advanced Placement (AP) 2022-2023

Board of Education Presentation
November 29, 2023

WHY TAKE AP?



Benefits of Advanced Placement for Students



Study Skills/Time Management



Rigorous Coursework



Potential to Earn College Credit



Cost Effective

NPHS AP Courses Offered

❖ Arts:

- AP Art and Design
- Music Theory

❖ History and Social Sciences:

- Human Geography
- Psychology
- United States History
- World History: Modern

❖ World Languages and Cultures:

- French Language and Culture
- Italian Language and Culture
- Spanish Language and Culture

❖ English:

- English Language & Composition
- English Literature & Composition

❖ Sciences:

- Biology
- Physics I: Algebra-Based

❖ Math & Computer Science:

- Calculus AB
- **Pre-Calculus- NEW COURSE**
- Computer Science Principles
- Computer Science A
- Statistics

In 8 years, NPHS has ***DOUBLED*** the number of AP courses offered
9 courses in 2016-2017 vs. **18** courses in 2023-2024



The Data

NPHS AP Course Enrollment & Exam Data

	<u>2022</u>	<u>2023</u>
Individual Student Enrollment into AP Course(s)	165	225
Students who took the Exam	119	133
Total Administered Exams	203	233

NPHS AP Course Enrollment & Exam Data

- ❖ Individual student enrollments in AP courses: **225 individual students enrolled in at least one AP course:**
 - **142** enrolled in only **one** AP course.
 - **44** enrolled in **two** AP courses.
 - **28** enrolled in **three** AP courses.
 - **4** enrolled in **four** AP courses.
 - **2** enrolled in **five** AP courses
- ❖ **72.1%** of AP students took at least one AP exam: **148 total students**
 - **86** took only one AP exam.
 - **42** took two AP exams.
 - **17** took three AP exams.
 - **3** took four AP exams.
- ❖ **64.4%** of eligible AP exams were taken by AP students.
 - Number of AP exams taken by AP students: **225**
 - Number of eligible AP exams: **349**

**% of all NPHS students
that were enrolled in at
least one AP course**

18.1% in 2022 - 23

13.9% in 2021 - 22

2023 AP Score Summary by Subject Area

Subject	Total Exams	% Exam Scores 3+	Average Score 2022	Average Score 2023
Biology	25	12%	2.34	1.88
Calculus AB	12	0%	1.42	1.17
Computer Science A	9	0%	Not Offered in 2022	1.56
Computer Sci. Principles	11	45%	2.15	2.36
English Lang. & Composition	32	41%	2.88	2.53
English Lit. & Composition	18	94%	3.82	3.61
French Language & Culture	1	0%	2.00	1.00
Human Geography	32	38%	2.67	2.25

AP Exams Score Summary

AP English Literature

nfl MEAN SCORE		✓ % SCORES 3 OR HIGHER	
YOUR GROUP	SCHOOL	YOUR GROUP	SCHOOL
3.61	3.61	94.4%	94.4%
NJ	GLOBAL	NJ	GLOBAL
3.47	3.26	83.6%	77.2%

Our group scored HIGHER than the State and Global average in both mean score and % scores 3 or higher

2023 AP Score Summary by Subject Area

Subject	Total Exams	% Exam Scores 3+	Average Score 2022	Average Score 2023
Italian Lang. & Culture	3	67%	2.00	2.33
Physics I	10	0%	1.60	1.10
Psychology	17	12%	1.21	1.35
Spanish Lang. & Culture	20	90%	3.29	3.5
Statistics	9	11%	1.89	1.56
United States History	21	38%	1.78	2.33
World History: Modern	13	76%	3.17	3.23
NPHS Totals	233	39%	2.4	2.3

AP Exams Score Summary

AP Spanish Language

✓ % SCORES 3 OR HIGHER

YOUR GROUP	SCHOOL
94.7%	94.7%
NJ	GLOBAL
86.5%	83.8%

AP World History: Modern

✓ % SCORES 3 OR HIGHER

YOUR GROUP	SCHOOL
76.9%	76.9%
NJ	GLOBAL
75.1%	64.7%

Our group scored OVER NJ and Global average for % scores 3 or higher

AP Students School Summary

	<u>2022</u>	<u>2023</u>
Total AP Students (who took at least one exam)	121	147
Number of Exams	205	233
AP Students with Scores 3+	54	73
% of Total AP Students with Scores 3+	44.63%	49.66%

AP Exams Score Summary

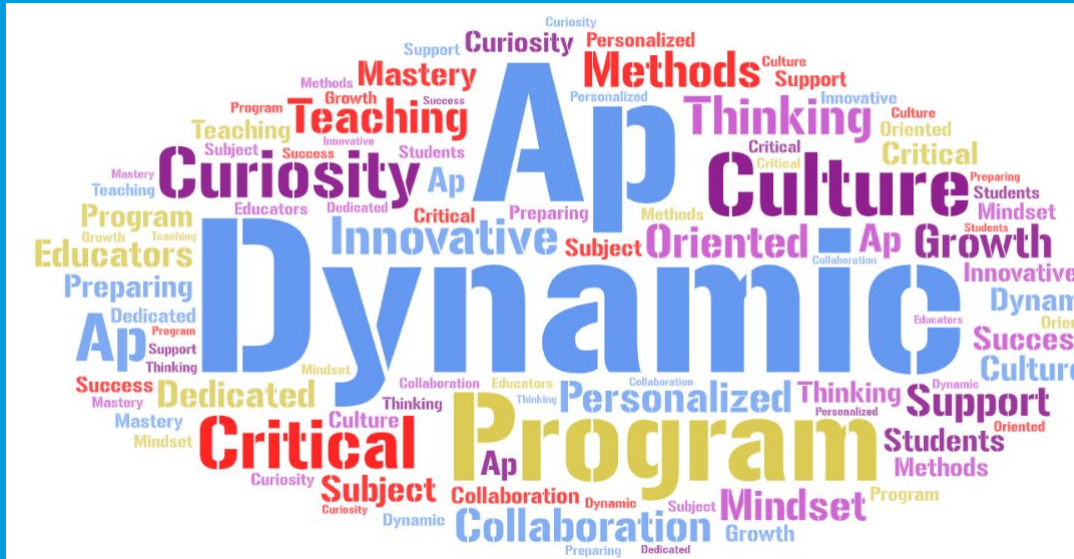
	<u>2022</u>	<u>2023</u>
% of Exam Scores of 3	24%	21.6%
% of Exam Scores of 4	16%	12.5%
% of Exam Scores of 5	2%	5.2%

Next

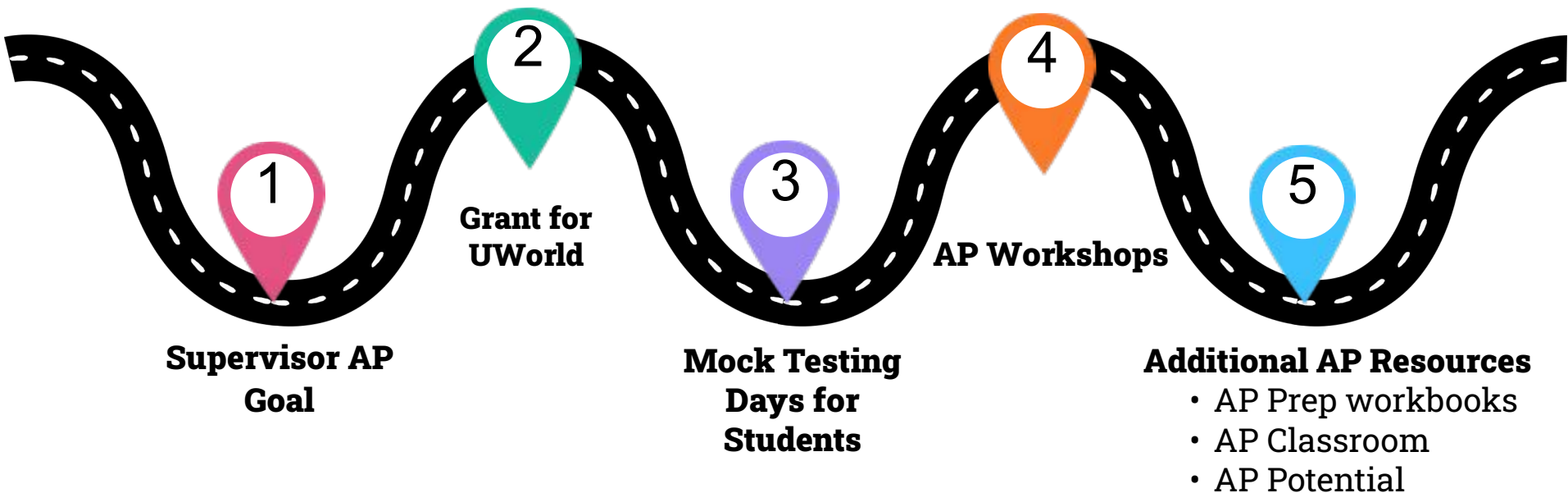
Advanced Placement Exams



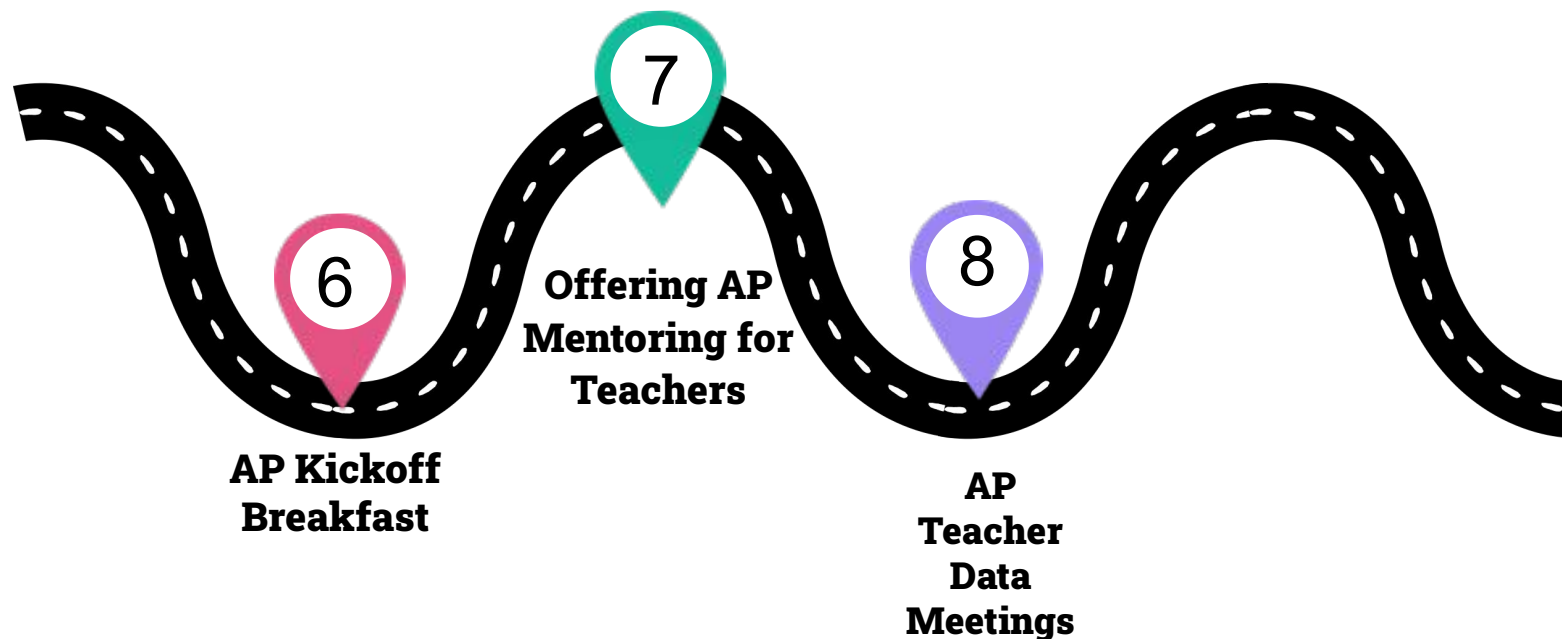
Steps



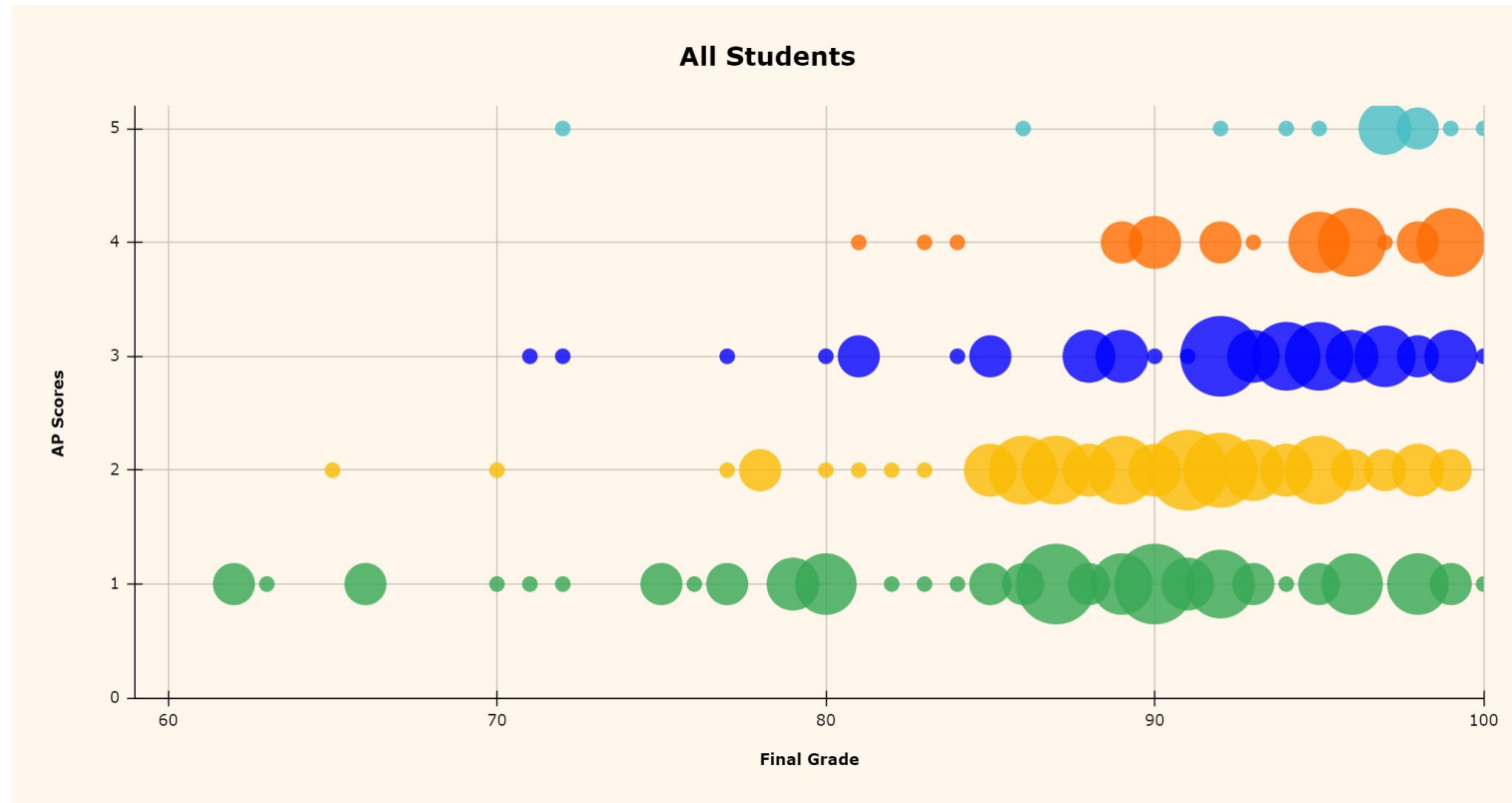
Goals in Supporting AP Programming



Goals in Supporting AP Programming Continued



Correlation between Classroom and AP Achievement





Celebrations

NPHS AP Scholar Awards

AP Scholar

Granted to students who receive scores of 3 or higher on 3 or more AP Exams.



7
with an Average
Score of
2.74

AP Scholar with Honor

Granted to students who receive an average score of at least 3.25 on all AP Exams taken, **AND** scores of 3 or higher on 4 or more of these exams.



5
with an Average
Score of
3.45

AP Scholar with Distinction

Granted to students who receive an average score of at least 3.5 on all AP Exams taken, **AND** scores of 3 or higher on 5 or more of these exams.



3
with an Average
Score of
3.94

NPHS AP Scholar Award Recipients



01

AP Scholars

Seniors:

Mikhail, Rania

Graduates:

Castaneda, Joshua
Durmus, Emirhan
Elkhoul, Omar
Lameira, Aidan
Loja, Paula
Thunberg, Nikolas

02

AP Scholars with Honors

Seniors:

Saldarriaga, Kathiana

Graduates:

Aguetse, Tamara
Aygün, Havvanur
Lacón, Avery
Meicke, Nathaniel

03

AP Scholars with Distinction

Graduates:

Given, Marco
Kruszczynski, Madeline
Miller, Lauren

College Board National Recognition Programs



What are the National Recognition Programs?

A proven way for Black, Indigenous, Latino, and rural area students to stand out to colleges.

These programs celebrate underrepresented students who excel academically on College Board assessments, including PSAT/NMSQT®, PSAT™ 10, and AP® exams. Students can include this academic honor on their college applications, and many colleges intentionally recruit awardees through College Board's Student Search Service™.

National Recognition Award Recipients



National Hispanic Recognition Award

- Emely Barillas
- Andrew Matos
- Diego Nunez
- Brandon Sailema
- Kathiana Saldarriaga

National African American Recognition Award

- Micah Nelson

THANK YOU