

# MERCER COUNTY SCHOOLS MONTHLY FINANCIALS February 2024

<b><u>MUNIS TOTALS</u></b>	
Beginning Cash Balance	\$ 14,764,305.15
Receipts	\$ 2,112,834.08
Expenditures	\$ (2,483,323.11)
<b>Ending Balance</b>	<b>\$ 14,393,816.12</b>

<b><u>WHITAKER MAIN ACCOUNT</u></b>	
Last Month Ending Balance	\$ 1,000,059.29
Credits	\$ 3,847,855.17
Debits	\$ (3,847,858.99)
<b>Ending Balance</b>	<b>\$ 1,000,055.47</b>

<b><u>WHITAKER ICS ACCOUNT</u></b>	
Last Month Ending Balance	\$ 14,110,045.13
Credits	\$ 1,497,712.59
Debits	\$ (1,775,554.85)
Interest	\$ 40,533.76
<b>Ending Balance</b>	<b>\$ 13,872,736.63</b>

<b><u>BANK TOTALS</u></b>	
Ending Bank Balances	\$ 14,872,792.10
Outstanding at Close of Month	\$ (478,975.98)
Adjustments	\$ -
<b>Total Ending Balance</b>	<b>\$ 14,393,816.12</b>

<b><u>BALANCE SHEET</u></b>		
Fund 1	General Fund	\$ 9,918,109.26
Fund 2	Special Revenues Fund	\$ 582,472.00
Fund 21	District Activity Fund	\$ 489,855.74
Fund 25	School Activity Fund	\$ 80,274.91
Fund 31	Capital Outlay Fund	\$ -
Fund 32	Building Fund	\$ 1,763,324.66
Fund 36	Construction Fund	\$ (751,556.62)
Fund 400	Debt Service Fund	\$ -
Fund 51	Food Service Fund	\$ 2,271,230.62
Fund 52	Day Care Fund	\$ 40,105.55
<b>TOTAL</b>		<b>\$ 14,393,816.12</b>

All of the information contained in this report is a true and accurate account of the financial condition of the Mercer County School District as reconciled by the Treasurer.

**Certified by:**

**Amber Minor, Treasurer/Director of Finance**

**Mercer County Board of Education**

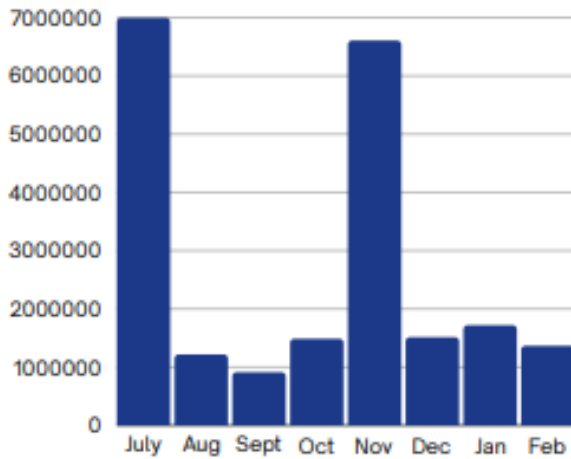
**Mercer County Board of Education**  
**Monthly Financial Report**  
**General Fund**  
*February 2024*

	<b>2023-24</b>	<b>YTD</b>	<b>YTD</b>	<b>Difference</b>	<b>% Change</b>
	<b><u>Budget</u></b>	<b><u>2024</u></b>	<b><u>2023</u></b>	<b><u>Fav(Unfav)</u></b>	<b><u>Fav(Unfav)</u></b>
<b>Revenue</b>					
Beginning Balance	6,100,000	6,346,237	5,618,847	727,390	
Taxes	10,035,000	8,199,976	8,247,172	(47,196)	
Tuition	18,000	17,788	14,482	3,306	
Transportation Reimbursement	3,500	3,279	0	3,279	
Interest	85,000	241,439	30,071	211,368	
Health Fees	0	2,622	2,415	207	
Other Revenue from Local Sources	35,000	23,374	80,018	(56,643)	
SEEK	10,200,000	6,865,127	7,384,190	(519,063)	
Other State Funding	65,000	0	0	0	
Expenditure Reimbursements	12,500	0	0	0	
Medicaid Reimbursements	5,000	3,862	2,396	1,466	
Interfund Transfers	925,509	0	0	0	
Sale of Assets	0	119,076	8,699	110,377	
Capital Lease Proceeds	<u>244,141</u>	<u>0</u>	<u>0</u>	<u>0</u>	
<b>Total Revenue</b>	<b>27,728,650</b>	<b>21,822,780</b>	<b>21,388,290</b>	<b>434,490</b>	<b>2%</b>
<b>Expenditure</b>					
1000 Instruction	12,843,217	6,929,361	6,781,816	(147,545)	
2100 Health, Attendance, Guidance	824,356	522,422	523,337	914	
2200 Libraries, Instr Super, Spec Ed	629,059	416,677	383,135	(33,543)	
2300 Board, Superintendent	1,231,408	454,411	476,647	22,236	
2400 Principals	1,486,046	911,227	963,497	52,270	
2500 Business Support, Tech	624,677	393,541	395,620	2,079	
2600 Building Operations	3,467,905	1,665,436	2,026,145	360,708	
2700 Student Transportation	2,513,058	1,211,928	1,292,421	80,493	
3100 Food Service Operation	2,500	1,165	3,931	2,766	
3300 Community Services	0	0	0	0	
4100 Land/Site Acquisitions	0	0	0	0	
5100 Debt Service	244,141	184,181	264,498	80,317	
5200 Fund Transfers	<u>395,220</u>	<u>27,680</u>	<u>33,490</u>	<u>5,810</u>	
<b>Total Expenditures</b>	<b>24,261,587</b>	<b>12,718,031</b>	<b>13,144,536</b>	<b>426,505</b>	<b>3%</b>
<b>Ending Balance (contingency)</b>	<b>3,467,063</b>	<b>9,104,749</b>	<b>8,243,754</b>	<b>860,995</b>	<b>10%</b>

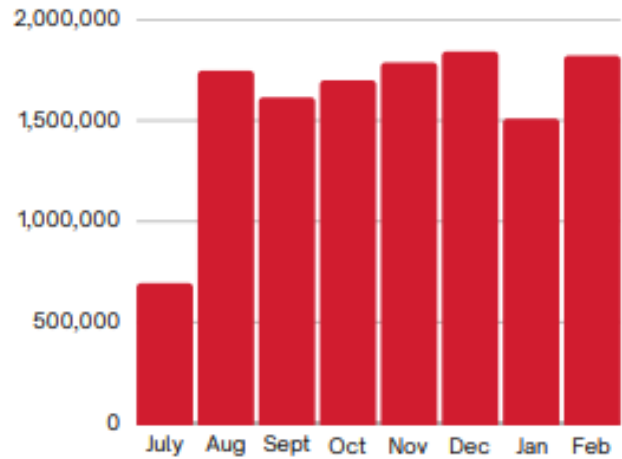
# FEBRUARY 2024

## MONTHLY FINANCIALS

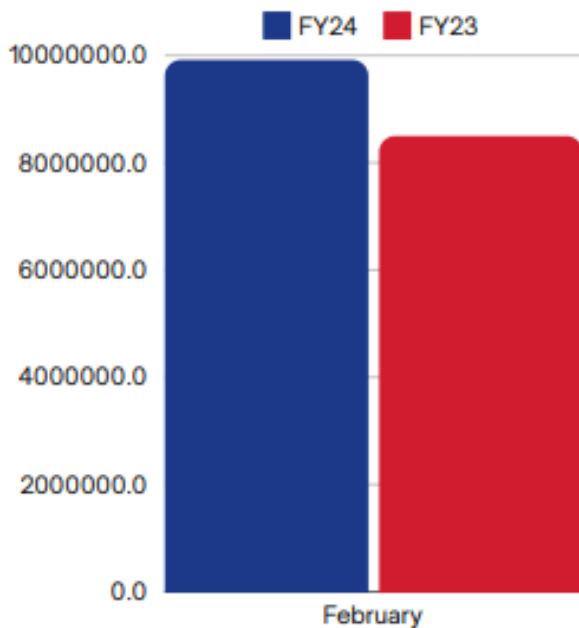
### FY24 REVENUE OVERVIEW



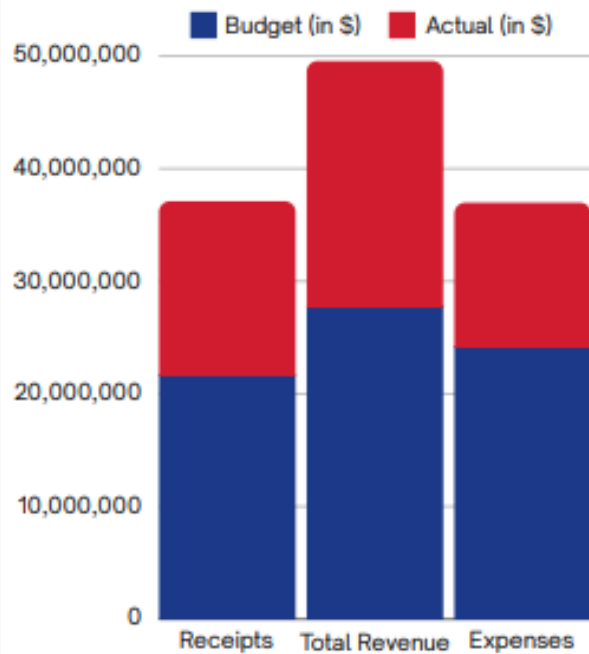
### FY24 EXPENSE OVERVIEW



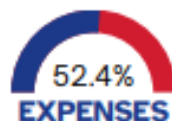
### GENERAL FUND CASH BALANCE



### BUDGET VS. ACTUAL (\$)



### ACTUAL VS. BUDGET (%)



MONTHLY REPORT - FY 2024 Period 8

GENERAL FUND (1)	LAST FY Period	MONTH TO DATE	YEAR TO DATE	BUDGET APPROP	AVAILABLE BUDGET
REVENUES					
0999 BEGINNING BALANCE					
TOTAL 0999 BEGINNING BALANCE	5,618,847.00	.00	6,346,236.65	6,100,000.00	-246,236.65
RECEIPTS					
REVENUE FROM LOCAL SOURCES					
AD VALOREM TAXES					
1111 GENERAL PROPERTY TAX	5,982,257.77	201,940.61	6,474,517.85	6,600,000.00	125,482.15
1113 PSC PROPERTY TAX	865,464.25	.00	167,797.27	1,050,000.00	882,202.73
1115 DELINQUENT PROPERTY TAX	54,386.70	308.21	59,527.01	100,000.00	40,472.99
1117 MOTOR VEHICLE TAX	496,071.10	96,410.16	496,922.59	925,000.00	428,077.41
1121 UTILITIES TAX	842,002.23	172,052.34	996,435.43	1,350,000.00	353,564.57
1191 OMITTED PROPERTY TAX	6,989.57	1,258.46	4,775.47	10,000.00	5,224.53
TOTAL AD VALOREM TAXES	8,247,171.62	471,969.78	8,199,975.62	10,035,000.00	1,835,024.38
REVENUE OTHER LOCAL GOVERNMENT UNITS					
1280 REVENUE IN LIEU OF TAXES	.00	.00	.00	.00	.00
TOTAL REVENUE OTHER LOCAL GOVERNMENT UNITS	.00	.00	.00	.00	.00
TUITION					
1310 TUITION FROM INDIVIDUALS	14,482.00	1,141.00	17,787.75	18,000.00	212.25
1321 TUIT FRM OTH SCH DIST W/IN ST	.00	.00	.00	.00	.00
TOTAL TUITION	14,482.00	1,141.00	17,787.75	18,000.00	212.25
TRANSPORTATION					
1410 TRANSP FEES FROM INDIVIDUALS	.00	295.30	3,278.60	3,500.00	221.40
TOTAL TRANSPORTATION	.00	295.30	3,278.60	3,500.00	221.40
EARNINGS ON INVESTMENTS					
1510 INTEREST ON INVESTMENTS	30,071.19	35,617.15	226,191.00	85,000.00	-141,191.00
1511 INTEREST ON LONG TERM DEBT	.00	.00	.00	.00	.00
1520 DIVIDENDS ON INVESTMENTS	.00	.00	15,248.13	.00	-15,248.13
TOTAL EARNINGS ON INVESTMENTS					

# MERCER COUNTY BOARD OF EDUCATION



## MONTHLY REPORT - FY 2024 Period 8

GENERAL FUND (1)	LAST FY Period	MONTH TO DATE	YEAR TO DATE	BUDGET APPROP	AVAILABLE BUDGET
	30,071.19	35,617.15	241,439.13	85,000.00	-156,439.13
COMMUNITY SERVICE ACTIVITIES					
1819 OTHER FEES	2,415.44	306.89	2,622.11	.00	-2,622.11
TOTAL COMMUNITY SERVICE ACTIVITIES	2,415.44	306.89	2,622.11	.00	-2,622.11
OTHER REVENUE FROM LOCAL SOURCES					
1911 BUILDING RENTAL	.00	.00	.00	.00	.00
1912 BUS RENTAL	.00	.00	.00	.00	.00
1920 CONTRIBUTIONS/DONATIONS	500.00	-90.00	19,160.00	5,000.00	-14,160.00
1925 REIMBURSEMENTS (NON-GVT)	7,447.36	.00	.00	.00	.00
1980 REFUND OF PRIOR YR EXPENDITURE	41,222.46	.00	.00	.00	.00
1990 MISCELLANEOUS REVENUE	25,858.46	15.00	-400.74	30,000.00	30,400.74
1994 RETURN FOR INSUFFICIENT CHECKS	-438.00	.00	197.50	.00	-197.50
1997 OTHER REIMBURSEMENTS	5,427.67	605.23	4,417.73	.00	-4,417.73
TOTAL OTHER REVENUE FROM LOCAL SOURCES	80,017.95	530.23	23,374.49	35,000.00	11,625.51
TOTAL REVENUE FROM LOCAL SOURCES	8,374,158.20	509,860.35	8,488,477.70	10,176,500.00	1,688,022.30
REVENUE FROM STATE SOURCES					
STATE PROGRAM					
3111 SEEK PROGRAM	7,384,190.00	854,161.00	6,865,127.00	10,200,000.00	3,334,873.00
TOTAL STATE PROGRAM	7,384,190.00	854,161.00	6,865,127.00	10,200,000.00	3,334,873.00
OTHER STATE FUNDING					
3122 VOCATIONAL TRANSPORTATION	.00	.00	.00	65,000.00	65,000.00
3123 STATE VOCATIONAL SCHOOL	.00	.00	.00	.00	.00
3125 BUS DRVR TRAINING REIMB	.00	.00	.00	.00	.00
3126 SUB SALARY REIMB (STATE)	.00	.00	.00	.00	.00
3127 FLEXIBLE SPENDING REFUND	.00	.00	.00	.00	.00
3128 AUDIT REIMBURSEMENT	.00	.00	.00	.00	.00
3129 KSB/KSD TRANSP REIMBURSEMENT	.00	.00	.00	.00	.00
TOTAL OTHER STATE FUNDING	.00	.00	.00	65,000.00	65,000.00
EXPENDITURE REIMBURSEMENTS					
3130 NATIONAL BOARD CERT STATE REIM	.00	.00	.00	4,500.00	4,500.00
3131 STATE MISC. REIMBURSEMENTS	.00	.00	.00	.00	.00
3132 SPEECH ADDITIONAL STATE REIM	.00	.00	.00	8,000.00	8,000.00

MONTHLY REPORT - FY 2024 Period 8

GENERAL FUND (1)	LAST FY Period	MONTH TO DATE	YEAR TO DATE	BUDGET APPROP	AVAILABLE BUDGET
TOTAL EXPENDITURE REIMBURSEMENTS	.00	.00	.00	12,500.00	12,500.00
REVENUE IN LIEU OF TAXES/STATE					
3800 REVENUE IN LIEU OF TAXES/STATE	.00	.00	.00	.00	.00
TOTAL REVENUE IN LIEU OF TAXES/STATE	.00	.00	.00	.00	.00
REVENUE ON BEHALF PAYMENTS					
3900 REV FOR/ON BEHALF PYMT STATE S	.00	.00	.00	.00	.00
TOTAL REVENUE ON BEHALF PAYMENTS	.00	.00	.00	.00	.00
TOTAL REVENUE FROM STATE SOURCES	7,384,190.00	854,161.00	6,865,127.00	10,277,500.00	3,412,373.00
REVENUE FROM FEDERAL SOURCES					
FEDERAL REIMBURSEMENT					
4810 MEDICAID REIMBURSEMENTS	2,395.83	2,384.61	3,862.19	5,000.00	1,137.81
TOTAL FEDERAL REIMBURSEMENT	2,395.83	2,384.61	3,862.19	5,000.00	1,137.81
TOTAL REVENUE FROM FEDERAL SOURCES	2,395.83	2,384.61	3,862.19	5,000.00	1,137.81
OTHER RECEIPTS					
BOND ISSUANCE					
5110 BOND PRINCIPAL PROCEEDS	.00	.00	.00	.00	.00
TOTAL BOND ISSUANCE	.00	.00	.00	.00	.00
INTERFUND TRANSFERS					
5210 FUND TRANSFER	.00	.00	.00	830,509.00	830,509.00
5220 INDIRECT COSTS TRANSFER	.00	.00	.00	95,000.00	95,000.00
TOTAL INTERFUND TRANSFERS	.00	.00	.00	925,509.00	925,509.00
SALE OR COMP FOR LOSS OF ASSETS					
5311 SALE OF LAND & IMPROVEMENTS	8,600.00	.00	100,000.00	.00	-100,000.00

MONTHLY REPORT - FY 2024 Period 8

GENERAL FUND (1)	LAST FY Period	MONTH TO DATE	YEAR TO DATE	BUDGET APPROP	AVAILABLE BUDGET
5331 SALE OF BUILDINGS	.00	.00	.00	.00	.00
5332 LOSS COMP - BUILDINGS	.00	.00	8,602.71	.00	-8,602.71
5341 SALE OF EQUIPMENT ETC	99.00	.00	.00	.00	.00
5342 LOSS COMP - EQUIPMENT ETC	.00	.00	10,473.58	.00	-10,473.58
TOTAL SALE OR COMP FOR LOSS OF ASSETS	8,699.00	.00	119,076.29	.00	-119,076.29
CAPITAL LEASE PROCEEDS					
5500 CAPITAL LEASE PROCEEDS	.00	.00	.00	244,141.00	244,141.00
TOTAL CAPITAL LEASE PROCEEDS	.00	.00	.00	244,141.00	244,141.00
TOTAL OTHER RECEIPTS	8,699.00	.00	119,076.29	1,169,650.00	1,050,573.71
TOTAL RECEIPTS	15,769,443.03	1,366,405.96	15,476,543.18	21,628,650.00	6,152,106.82
TOTAL REVENUE	21,388,290.03	1,366,405.96	21,822,779.83	27,728,650.00	5,905,870.17

# MERCER COUNTY BOARD OF EDUCATION



## MONTHLY REPORT - FY 2024 Period 8

GENERAL FUND (1)	LAST FY Period	MONTH TO DATE	YEAR TO DATE	BUDGET APPROP	AVAILABLE BUDGET
<b>EXPENDITURES</b>					
<b>1000 INSTRUCTION</b>					
0100 SALARIES PERSONNEL SERVICES	5,887,716.20	901,397.36	6,068,891.01	10,881,805.00	4,812,913.99
0200 EMPLOYEE BENEFITS	454,720.06	56,327.15	405,412.69	974,122.00	568,709.31
0280 ON-BEHALF	.00	.00	.00	.00	.00
0300 PURCHASED PROF AND TECH SERV	20,404.63	4,124.73	31,368.53	106,577.91	75,209.38
0400 PURCHASED PROPERTY SERVICES	51,957.35	12,935.97	76,701.46	123,700.00	46,998.54
0500 OTHER PURCHASED SERVICES	42,409.21	6,831.77	47,095.66	185,161.00	138,065.34
0600 SUPPLIES	261,011.84	29,991.83	262,436.34	483,991.95	221,555.61
0700 PROPERTY	21,129.44	.00	502.15	12,800.00	12,297.85
0800 DEBT SERVICE AND MISCELLANEOUS	42,467.08	1,239.04	36,953.46	75,059.14	38,105.68
0840 CONTINGENCY	.00	.00	.00	.00	.00
<b>TOTAL 1000 INSTRUCTION</b>	<b>6,781,815.81</b>	<b>1,012,847.85</b>	<b>6,929,361.30</b>	<b>12,843,217.00</b>	<b>5,913,855.70</b>
<b>2100 STUDENT SUPPORT SERVICES</b>					
0100 SALARIES PERSONNEL SERVICES	460,454.42	58,861.36	459,916.50	721,086.00	261,169.50
0200 EMPLOYEE BENEFITS	48,157.21	6,306.54	46,132.10	75,670.00	29,537.90
0280 ON-BEHALF	.00	.00	.00	.00	.00
0300 PURCHASED PROF AND TECH SERV	4,937.65	.00	2,696.98	8,200.00	5,503.02
0400 PURCHASED PROPERTY SERVICES	1,522.70	289.08	1,235.69	3,500.00	2,264.31
0500 OTHER PURCHASED SERVICES	1,487.05	.00	1,145.23	5,900.00	4,754.77
0600 SUPPLIES	6,777.63	638.56	11,295.82	10,000.00	-1,295.82
0700 PROPERTY	.00	.00	.00	.00	.00
0800 DEBT SERVICE AND MISCELLANEOUS	.00	.00	.00	.00	.00
<b>TOTAL 2100 STUDENT SUPPORT SERVICES</b>	<b>523,336.66</b>	<b>66,095.54</b>	<b>522,422.32</b>	<b>824,356.00</b>	<b>301,933.68</b>
<b>2200 INSTRUCTIONAL STAFF SUPP SERV</b>					
0100 SALARIES PERSONNEL SERVICES	348,750.78	47,740.52	383,381.46	573,887.00	190,505.54
0200 EMPLOYEE BENEFITS	32,907.38	4,155.12	32,935.63	50,372.00	17,436.37
0280 ON-BEHALF	.00	.00	.00	.00	.00
0300 PURCHASED PROF AND TECH SERV	.00	.00	.00	1,500.00	1,500.00
0400 PURCHASED PROPERTY SERVICES	.00	.00	.00	.00	.00
0500 OTHER PURCHASED SERVICES	.00	.00	.00	500.00	500.00
0600 SUPPLIES	1,429.60	.00	320.32	2,800.00	2,479.68
0700 PROPERTY	.00	.00	.00	.00	.00
0800 DEBT SERVICE AND MISCELLANEOUS	46.74	.00	40.00	.00	-40.00
<b>TOTAL 2200 INSTRUCTIONAL STAFF SUPP SERV</b>	<b>383,134.50</b>	<b>51,895.64</b>	<b>416,677.41</b>	<b>629,059.00</b>	<b>212,381.59</b>
<b>2300 DISTRICT ADMIN SUPPORT</b>					
0100 SALARIES PERSONNEL SERVICES	123,633.41	16,081.42	130,755.79	212,656.00	81,900.21
0200 EMPLOYEE BENEFITS	9,629.94	1,212.41	9,721.31	26,082.00	16,360.69
0280 ON-BEHALF	.00	.00	.00	.00	.00



# MERCER COUNTY BOARD OF EDUCATION



## MONTHLY REPORT - FY 2024 Period 8

GENERAL FUND (1)	LAST FY Period	MONTH TO DATE	YEAR TO DATE	BUDGET APPROP	AVAILABLE BUDGET
0300 PURCHASED PROF AND TECH SERV	280,751.15	5,838.18	264,661.27	427,750.00	163,088.73
0400 PURCHASED PROPERTY SERVICES	2,925.45	938.52	3,704.40	10,000.00	6,295.60
0500 OTHER PURCHASED SERVICES	32,765.73	-436.15	15,561.51	477,920.00	462,358.49
0600 SUPPLIES	24,256.88	7,778.15	27,719.76	49,500.00	21,780.24
0700 PROPERTY	.00	.00	.00	3,000.00	3,000.00
0800 DEBT SERVICE AND MISCELLANEOUS	2,684.54	.00	2,286.89	24,500.00	22,213.11
0840 CONTINGENCY	.00	.00	.00	.00	.00
TOTAL 2300 DISTRICT ADMIN SUPPORT	476,647.10	31,412.53	454,410.93	1,231,408.00	776,997.07
2400 SCHOOL ADMIN SUPPORT					
0100 SALARIES PERSONNEL SERVICES	866,794.05	104,168.80	823,644.43	1,345,112.00	521,467.57
0200 EMPLOYEE BENEFITS	96,703.37	11,489.98	87,582.84	140,934.00	53,351.16
0280 ON-BEHALF	.00	.00	.00	.00	.00
TOTAL 2400 SCHOOL ADMIN SUPPORT	963,497.42	115,658.78	911,227.27	1,486,046.00	574,818.73
2500 BUSINESS SUPPORT SERVICES					
0100 SALARIES PERSONNEL SERVICES	271,507.98	34,979.38	281,361.08	427,518.00	146,156.92
0200 EMPLOYEE BENEFITS	56,971.32	6,700.54	53,758.43	82,579.00	28,820.57
0280 ON-BEHALF	.00	.00	.00	.00	.00
0300 PURCHASED PROF AND TECH SERV	7,074.33	1,749.00	11,867.08	41,800.00	29,932.92
0400 PURCHASED PROPERTY SERVICES	672.40	208.52	817.10	2,500.00	1,682.90
0500 OTHER PURCHASED SERVICES	19,562.07	294.16	5,657.64	33,280.00	27,622.36
0600 SUPPLIES	12,654.25	172.55	20,196.83	29,000.00	8,803.17
0700 PROPERTY	.00	.00	.00	7,500.00	7,500.00
0800 DEBT SERVICE AND MISCELLANEOUS	27,177.31	-68,944.92	19,882.68	500.00	-19,382.68
TOTAL 2500 BUSINESS SUPPORT SERVICES	395,619.66	-24,840.77	393,540.84	624,677.00	231,136.16
2600 PLANT OPERATIONS AND MAINTENANCE					
0100 SALARIES PERSONNEL SERVICES	548,450.76	69,153.36	582,252.17	1,001,052.00	418,799.83
0200 EMPLOYEE BENEFITS	166,266.07	19,341.74	158,495.46	290,667.00	132,171.54
0280 ON-BEHALF	.00	.00	.00	.00	.00
0300 PURCHASED PROF AND TECH SERV	51,493.26	652.34	52,768.04	74,025.00	21,256.96
0400 PURCHASED PROPERTY SERVICES	262,539.76	36,139.21	400,840.94	588,160.00	187,319.06
0500 OTHER PURCHASED SERVICES	36,637.33	772.06	35,413.69	180,200.00	144,786.31
0600 SUPPLIES	480,133.43	72,570.17	431,421.52	828,801.00	397,379.48
0700 PROPERTY	472,473.34	.00	2.00	483,000.00	482,998.00
0800 DEBT SERVICE AND MISCELLANEOUS	8,150.70	45.00	4,242.35	22,000.00	17,757.65
TOTAL 2600 PLANT OPERATIONS AND MAINTENANCE	2,026,144.65	198,673.88	1,665,436.17	3,467,905.00	1,802,468.83
2700 STUDENT TRANSPORTATION					
0100 SALARIES PERSONNEL SERVICES	595,039.20	89,032.97	609,095.75	1,102,738.00	493,642.25

MONTHLY REPORT - FY 2024 Period 8

GENERAL FUND (1)	LAST FY Period	MONTH TO DATE	YEAR TO DATE	BUDGET APPROP	AVAILABLE BUDGET
0200 EMPLOYEE BENEFITS	206,276.47	27,940.53	189,205.78	347,570.00	158,364.22
0280 ON-BEHALF	.00	.00	.00	.00	.00
0300 PURCHASED PROF AND TECH SERV	6,304.25	143.00	4,403.40	15,000.00	10,596.60
0400 PURCHASED PROPERTY SERVICES	70,760.07	14,720.11	30,160.91	79,900.00	49,739.09
0500 OTHER PURCHASED SERVICES	17,241.39	533.50	21,811.88	123,259.00	101,447.12
0600 SUPPLIES	364,337.40	53,131.98	298,770.02	591,500.00	292,729.98
0700 PROPERTY	28,775.00	.00	53,305.99	247,641.00	194,335.01
0800 DEBT SERVICE AND MISCELLANEOUS	3,687.33	451.45	5,174.62	5,450.00	275.38
TOTAL 2700 STUDENT TRANSPORTATION	1,292,421.11	185,953.54	1,211,928.35	2,513,058.00	1,301,129.65
3100 FOOD SERVICE OPERATION					
0100 SALARIES PERSONNEL SERVICES	2,077.60	.00	.00	.00	.00
0200 EMPLOYEE BENEFITS	692.04	.00	.00	.00	.00
0280 ON-BEHALF	.00	.00	.00	.00	.00
0400 PURCHASED PROPERTY SERVICES	1,161.04	250.08	994.55	2,500.00	1,505.45
0500 OTHER PURCHASED SERVICES	.00	.00	.00	.00	.00
0600 SUPPLIES	.00	.00	170.62	.00	-170.62
0800 DEBT SERVICE AND MISCELLANEOUS	.00	.00	.00	.00	.00
TOTAL 3100 FOOD SERVICE OPERATION	3,930.68	250.08	1,165.17	2,500.00	1,334.83
3300 COMMUNITY SERVICES					
0280 ON-BEHALF	.00	.00	.00	.00	.00
TOTAL 3300 COMMUNITY SERVICES	.00	.00	.00	.00	.00
4100 LAND/SITE ACQUISITIONS					
0700 PROPERTY	.00	.00	.00	.00	.00
TOTAL 4100 LAND/SITE ACQUISITIONS	.00	.00	.00	.00	.00
5100 DEBT SERVICE					
0800 DEBT SERVICE AND MISCELLANEOUS	264,498.24	184,180.88	184,180.88	244,141.00	59,960.12
TOTAL 5100 DEBT SERVICE	264,498.24	184,180.88	184,180.88	244,141.00	59,960.12
5200 FUND TRANSFERS					
0900 OTHER ITEMS	33,490.00	.00	27,680.00	395,220.00	367,540.00
TOTAL 5200 FUND TRANSFERS	33,490.00	.00	27,680.00	395,220.00	367,540.00

MONTHLY REPORT - FY 2024 Period 8

GENERAL FUND (1)	LAST FY Period	MONTH TO DATE	YEAR TO DATE	BUDGET APPROP	AVAILABLE BUDGET
5300 CONTINGENCY					
0840 CONTINGENCY	.00	.00	.00	3,005,263.00	3,005,263.00
TOTAL 5300 CONTINGENCY	.00	.00	.00	3,005,263.00	3,005,263.00
TOTAL EXPENDITURES	13,144,535.83	1,822,127.95	12,718,030.64	27,266,850.00	14,548,819.36
TOTAL FOR GENERAL FUND (1)	8,243,754.20	-455,721.99	9,104,749.19	461,800.00	-8,642,949.19

MONTHLY REPORT - FY 2024 Period 8

SPECIAL REVENUE (2)	LAST FY Period	MONTH TO DATE	YEAR TO DATE	BUDGET APPROP	AVAILABLE BUDGET
REVENUES					
0999 BEGINNING BALANCE					
TOTAL 0999 BEGINNING BALANCE	.00	.00	.00	.00	.00
RECEIPTS					
REVENUE FROM LOCAL SOURCES					
EARNINGS ON INVESTMENTS					
1510 INTEREST ON INVESTMENTS	497.94	490.85	3,566.63	.00	-3,566.63
TOTAL EARNINGS ON INVESTMENTS	497.94	490.85	3,566.63	.00	-3,566.63
OTHER REVENUE FROM LOCAL SOURCES					
1920 CONTRIBUTIONS/DONATIONS	140,388.86	3,600.00	142,030.52	.00	-142,030.52
1951 MISC REV FRM OTH SCH DST IN ST	.00	.00	.00	.00	.00
1990 MISCELLANEOUS REVENUE	77,589.53	.00	84,029.12	.00	-84,029.12
TOTAL OTHER REVENUE FROM LOCAL SOURCES	217,978.39	3,600.00	226,059.64	.00	-226,059.64
TOTAL REVENUE FROM LOCAL SOURCES	218,476.33	4,090.85	229,626.27	.00	-229,626.27
REVENUE FROM STATE SOURCES					
STATE PROGRAM					
3111 SEEK PROGRAM	.00	.00	.00	.00	.00
TOTAL STATE PROGRAM	.00	.00	.00	.00	.00
RESTRICTED					
3200 RESTRICTED STATE REVENUE	1,260,564.57	287,532.21	1,296,826.46	1,493,954.08	197,127.62
TOTAL RESTRICTED	1,260,564.57	287,532.21	1,296,826.46	1,493,954.08	197,127.62
REVENUE ON BEHALF PAYMENTS					
3900 REV FOR/ON BEHALF PYMT STATE S	.00	.00	.00	.00	.00
TOTAL REVENUE ON BEHALF PAYMENTS	.00	.00	.00	.00	.00

MONTHLY REPORT - FY 2024 Period 8

SPECIAL REVENUE (2)	LAST FY Period	MONTH TO DATE	YEAR TO DATE	BUDGET APPROP	AVAILABLE BUDGET
TOTAL REVENUE FROM STATE SOURCES	1,260,564.57	287,532.21	1,296,826.46	1,493,954.08	197,127.62
REVENUE FROM FEDERAL SOURCES					
RESTRICTED THROUGH THE STATE					
4500 RESTRICTED FED THRU STATE	2,191,236.65	216,897.56	2,797,265.77	1,887,160.36	-910,105.41
4500 DUMMY CLEANUP	.00	.00	.00	.00	.00
TOTAL RESTRICTED THROUGH THE STATE	2,191,236.65	216,897.56	2,797,265.77	1,887,160.36	-910,105.41
FEDERAL REIMBURSEMENT					
4810 MEDICAID REIMBURSEMENTS	170,663.80	6,266.48	277,204.32	.00	-277,204.32
TOTAL FEDERAL REIMBURSEMENT	170,663.80	6,266.48	277,204.32	.00	-277,204.32
TOTAL REVENUE FROM FEDERAL SOURCES	2,361,900.45	223,164.04	3,074,470.09	1,887,160.36	-1,187,309.73
OTHER RECEIPTS					
INTERFUND TRANSFERS					
5210 FUND TRANSFER	30,590.00	.00	27,680.00	60,000.00	32,320.00
5231 NCLB TFER FROM TITLE II	.00	.00	.00	.00	.00
5232 TITLE IV - SAFE/DRUG FREE SCH	.00	.00	.00	.00	.00
5233 TITLE V - INNOVATIVE PROG	.00	.00	.00	.00	.00
5234 TITLE II D EDUCATION TECHNOLOG	.00	.00	.00	.00	.00
5241 FUND TRANSFER	.00	.00	.00	.00	.00
5243 TITLE IV - SAFE/DRUG-FREE SCH	.00	.00	.00	.00	.00
5244 TITLE V - INNOVATIVE PROGRAMS	.00	.00	.00	.00	.00
5245 TITLE IID EDUCATION TECHNOLOGY	.00	.00	.00	.00	.00
5251 FLEX FOCUS XFER FROM ESS	.00	.00	16,087.47	.00	-16,087.47
5261 XFER TO FF OPERATIONAL	.00	.00	-16,087.47	.00	16,087.47
TOTAL INTERFUND TRANSFERS	.00	.00	27,680.00	60,000.00	32,320.00
TOTAL OTHER RECEIPTS	30,590.00	.00	27,680.00	60,000.00	32,320.00
TOTAL RECEIPTS	3,871,531.35	514,787.10	4,628,602.82	3,441,114.44	-1,187,488.38
TOTAL REVENUE	3,871,531.35	514,787.10	4,628,602.82	3,441,114.44	-1,187,488.38

# MERCER COUNTY BOARD OF EDUCATION



## MONTHLY REPORT - FY 2024 Period 8

SPECIAL REVENUE (2)	LAST FY Period	MONTH TO DATE	YEAR TO DATE	BUDGET APPROP	AVAILABLE BUDGET
<b>EXPENDITURES</b>					
<b>0000 RESTRICT TO REV &amp; BAL SHT ONLY</b>					
0600 SUPPLIES	.00	.00	.00	.00	.00
TOTAL 0000 RESTRICT TO REV & BAL SHT ONLY	.00	.00	.00	.00	.00
<b>1000 INSTRUCTION</b>					
0100 SALARIES PERSONNEL SERVICES	1,387,960.19	158,075.88	1,468,551.34	1,844,150.69	375,599.35
0200 EMPLOYEE BENEFITS	333,157.10	62,479.28	331,705.19	188,525.88	-143,179.31
0300 PURCHASED PROF AND TECH SERV	27,314.34	4,585.75	52,852.01	50,303.00	-2,549.01
0400 PURCHASED PROPERTY SERVICES	1,672.36	450.91	1,753.07	.00	-1,753.07
0500 OTHER PURCHASED SERVICES	13,652.12	2,061.89	18,699.79	33,629.55	14,929.76
0600 SUPPLIES	554,996.91	19,589.78	417,668.64	299,220.59	-118,448.05
0700 PROPERTY	158,050.08	.00	276,109.89	81,279.07	-194,830.82
0800 DEBT SERVICE AND MISCELLANEOUS	3,437.48	200.00	12,403.97	3,900.00	-8,503.97
0840 CONTINGENCY	.00	.00	.00	.00	.00
0900 OTHER ITEMS	.00	.00	.00	.00	.00
TOTAL 1000 INSTRUCTION	2,480,240.58	247,443.49	2,579,743.90	2,501,008.78	-78,735.12
<b>2100 STUDENT SUPPORT SERVICES</b>					
0100 SALARIES PERSONNEL SERVICES	19,354.48	3,111.70	21,781.90	1,246.48	-20,535.42
0200 EMPLOYEE BENEFITS	904.25	155.09	1,012.39	.00	-1,012.39
0300 PURCHASED PROF AND TECH SERV	5,000.00	.00	7,714.22	.00	-7,714.22
0500 OTHER PURCHASED SERVICES	.00	.00	.00	.00	.00
0600 SUPPLIES	6,914.40	.00	742.40	7,000.00	6,257.60
0700 PROPERTY	.00	.00	.00	.00	.00
0800 DEBT SERVICE AND MISCELLANEOUS	.00	.00	.00	.00	.00
TOTAL 2100 STUDENT SUPPORT SERVICES	32,173.13	3,266.79	31,250.91	8,246.48	-23,004.43
<b>2200 INSTRUCTIONAL STAFF SUPP SERV</b>					
0100 SALARIES PERSONNEL SERVICES	104,041.40	16,187.13	104,779.01	374,099.00	269,319.99
0200 EMPLOYEE BENEFITS	35,714.58	6,443.37	32,836.40	80,225.10	47,388.70
0300 PURCHASED PROF AND TECH SERV	17,673.52	10,104.00	59,837.46	2,000.00	-57,837.46
0400 PURCHASED PROPERTY SERVICES	.00	.00	.00	.00	.00
0500 OTHER PURCHASED SERVICES	6,983.31	1,970.97	5,176.46	6,000.00	823.54
0600 SUPPLIES	8,540.79	.00	11,436.26	37,640.00	26,203.74
0700 PROPERTY	.00	.00	.00	.00	.00
0800 DEBT SERVICE AND MISCELLANEOUS	209.00	.00	.00	.00	.00
TOTAL 2200 INSTRUCTIONAL STAFF SUPP SERV	173,162.60	34,705.47	214,065.59	499,964.10	285,898.51
<b>2400 SCHOOL ADMIN SUPPORT</b>					

MONTHLY REPORT - FY 2024 Period 8

SPECIAL REVENUE (2)	LAST FY Period	MONTH TO DATE	YEAR TO DATE	BUDGET APPROP	AVAILABLE BUDGET
0100 SALARIES PERSONNEL SERVICES	.00	.00	.00	.00	.00
0200 EMPLOYEE BENEFITS	.00	.00	.00	.00	.00
TOTAL 2400 SCHOOL ADMIN SUPPORT	.00	.00	.00	.00	.00
2500 BUSINESS SUPPORT SERVICES					
0500 OTHER PURCHASED SERVICES	.00	.00	.00	.00	.00
0600 SUPPLIES	.00	.00	.00	.00	.00
TOTAL 2500 BUSINESS SUPPORT SERVICES	.00	.00	.00	.00	.00
2600 PLANT OPERATIONS AND MAINTENANCE					
0100 SALARIES PERSONNEL SERVICES	.00	716.66	716.66	.00	-716.66
0200 EMPLOYEE BENEFITS	.00	56.63	56.63	.00	-56.63
0300 PURCHASED PROF AND TECH SERV	.00	.00	.00	.00	.00
0400 PURCHASED PROPERTY SERVICES	76,769.76	11,961.25	129,232.57	77,156.00	-52,076.57
0500 OTHER PURCHASED SERVICES	.00	.00	.00	.00	.00
0600 SUPPLIES	17,214.26	2,466.70	5,638.12	29,061.00	23,422.88
0700 PROPERTY	59,315.56	.00	.00	.00	.00
0800 DEBT SERVICE AND MISCELLANEOUS	.00	.00	.00	.00	.00
TOTAL 2600 PLANT OPERATIONS AND MAINTENANCE	153,299.58	15,201.24	135,643.98	106,217.00	-29,426.98
2700 STUDENT TRANSPORTATION					
0100 SALARIES PERSONNEL SERVICES	7,038.24	.00	3,500.00	.00	-3,500.00
0200 EMPLOYEE BENEFITS	2,401.95	.00	1,079.11	.00	-1,079.11
0500 OTHER PURCHASED SERVICES	.00	.00	.00	.00	.00
0600 SUPPLIES	.00	.00	.00	.00	.00
0700 PROPERTY	711,654.00	.00	759,114.00	.00	-759,114.00
0800 DEBT SERVICE AND MISCELLANEOUS	.00	.00	.00	.00	.00
TOTAL 2700 STUDENT TRANSPORTATION	721,094.19	.00	763,693.11	.00	-763,693.11
3100 FOOD SERVICE OPERATION					
0100 SALARIES PERSONNEL SERVICES	9,937.50	.00	5,575.00	.00	-5,575.00
0200 EMPLOYEE BENEFITS	3,401.52	.00	1,720.66	.00	-1,720.66
0500 OTHER PURCHASED SERVICES	.00	.00	.00	.00	.00
0600 SUPPLIES	.00	.00	.00	.00	.00
0700 PROPERTY	.00	.00	.00	.00	.00
TOTAL 3100 FOOD SERVICE OPERATION	13,339.02	.00	7,295.66	.00	-7,295.66
3200 DAY CARE OPERATIONS					

MONTHLY REPORT - FY 2024 Period 8

SPECIAL REVENUE (2)	LAST FY Period	MONTH TO DATE	YEAR TO DATE	BUDGET APPROP	AVAILABLE BUDGET
0600 SUPPLIES	.00	.00	.00	.00	.00
TOTAL 3200 DAY CARE OPERATIONS	.00	.00	.00	.00	.00
3300 COMMUNITY SERVICES					
0100 SALARIES PERSONNEL SERVICES	117,297.82	15,093.40	117,611.43	180,241.68	62,630.25
0200 EMPLOYEE BENEFITS	20,744.28	3,666.92	27,986.09	43,731.39	15,745.30
0300 PURCHASED PROF AND TECH SERV	16,922.44	2,900.00	16,085.62	14,750.00	-1,335.62
0400 PURCHASED PROPERTY SERVICES	.00	.00	.00	750.00	750.00
0500 OTHER PURCHASED SERVICES	2,373.10	200.70	3,611.62	7,713.00	4,101.38
0600 SUPPLIES	90,713.42	8,418.21	92,660.08	66,432.01	-26,228.07
0700 PROPERTY	.00	.00	.00	.00	.00
0800 DEBT SERVICE AND MISCELLANEOUS	3,000.00	.00	5,831.62	12,060.00	6,228.38
TOTAL 3300 COMMUNITY SERVICES	251,051.06	30,279.23	263,786.46	325,678.08	61,891.62
4700 BUILDING IMPROVEMENTS					
0300 PURCHASED PROF AND TECH SERV	30,165.63	.00	.00	.00	.00
TOTAL 4700 BUILDING IMPROVEMENTS	30,165.63	.00	.00	.00	.00
5100 DEBT SERVICE					
0800 DEBT SERVICE AND MISCELLANEOUS	.00	36,068.81	48,197.50	.00	-48,197.50
TOTAL 5100 DEBT SERVICE	.00	36,068.81	48,197.50	.00	-48,197.50
5200 FUND TRANSFERS					
0900 OTHER ITEMS	.00	.00	.00	.00	.00
TOTAL 5200 FUND TRANSFERS	.00	.00	.00	.00	.00
TOTAL EXPENDITURES	3,854,525.79	366,965.03	4,043,677.11	3,441,114.44	-602,562.67
TOTAL FOR SPECIAL REVENUE (2)	17,005.56	147,822.07	584,925.71	.00	-584,925.71



MONTHLY REPORT - FY 2024 Period 8

DIST ACTIVITY (SPEC REV ANN) (	LAST FY Period	MONTH TO DATE	YEAR TO DATE	BUDGET APPROP	AVAILABLE BUDGET
REVENUES					
0999 BEGINNING BALANCE					
TOTAL 0999 BEGINNING BALANCE	547,557.61	.00	538,457.65	.00	-538,457.65
RECEIPTS					
REVENUE FROM LOCAL SOURCES					
EARNINGS ON INVESTMENTS					
1510 INTEREST ON INVESTMENTS	.00	.00	.00	.00	.00
TOTAL EARNINGS ON INVESTMENTS	.00	.00	.00	.00	.00
STUDENT ACTIVITIES					
1710 ADMISSIONS	76,065.55	8,796.00	81,494.96	.00	-81,494.96
1730 CLUB & OTHER DUES	506.00	.00	857.00	.00	-857.00
1740 STUDENT FEES	33,026.50	375.00	32,107.00	.00	-32,107.00
1750 DONATIONS (ACTIVITY FND)	34,791.65	4,378.58	7,888.32	.00	-7,888.32
1790 OTHER STUDENT ACTIVITY INCOME	72,023.18	14,600.22	110,021.22	.00	-110,021.22
TOTAL STUDENT ACTIVITIES	216,412.88	28,149.80	232,368.50	.00	-232,368.50
TOTAL REVENUE FROM LOCAL SOURCES	216,412.88	28,149.80	232,368.50	.00	-232,368.50
REVENUE FROM STATE SOURCES					
RESTRICTED					
3200 RESTRICTED STATE REVENUE	.00	.00	.00	.00	.00
TOTAL RESTRICTED	.00	.00	.00	.00	.00
TOTAL REVENUE FROM STATE SOURCES	.00	.00	.00	.00	.00
OTHER RECEIPTS					
INTERFUND TRANSFERS					
5210 FUND TRANSFER	2,900.00	.00	.00	.00	.00
TOTAL INTERFUND TRANSFERS	2,900.00	.00	.00	.00	.00

MONTHLY REPORT - FY 2024 Period 8

DIST ACTIVITY (SPEC REV ANN) (	LAST FY Period	MONTH TO DATE	YEAR TO DATE	BUDGET APPROP	AVAILABLE BUDGET
TOTAL OTHER RECEIPTS	2,900.00	.00	.00	.00	.00
TOTAL RECEIPTS	219,312.88	28,149.80	232,368.50	.00	-232,368.50
TOTAL REVENUE	766,870.49	28,149.80	770,826.15	.00	-770,826.15

MONTHLY REPORT - FY 2024 Period 8

DIST ACTIVITY (SPEC REV ANN) (	LAST FY Period	MONTH TO DATE	YEAR TO DATE	BUDGET APPROP	AVAILABLE BUDGET
<b>EXPENDITURES</b>					
<b>0000 RESTRICT TO REV &amp; BAL SHT ONLY</b>					
0900 OTHER ITEMS	.00	.00	.00	.00	.00
TOTAL 0000 RESTRICT TO REV & BAL SHT ONLY	.00	.00	.00	.00	.00
<b>1000 INSTRUCTION</b>					
0100 SALARIES PERSONNEL SERVICES	2,670.55	.00	425.48	.00	-425.48
0200 EMPLOYEE BENEFITS	343.55	.00	42.82	.00	-42.82
0300 PURCHASED PROF AND TECH SERV	52,729.06	21,045.00	58,993.00	.00	-58,993.00
0400 PURCHASED PROPERTY SERVICES	100.00	.00	2,258.40	.00	-2,258.40
0500 OTHER PURCHASED SERVICES	14,108.31	3,234.11	16,107.42	.00	-16,107.42
0600 SUPPLIES	172,793.17	9,013.02	161,511.74	.00	-161,511.74
0700 PROPERTY	.00	.00	15,023.70	.00	-15,023.70
0800 DEBT SERVICE AND MISCELLANEOUS	9,707.27	.00	19,172.28	.00	-19,172.28
0900 OTHER ITEMS	5,400.00	.00	.00	.00	.00
TOTAL 1000 INSTRUCTION	257,851.91	33,292.13	273,534.84	.00	-273,534.84
<b>2100 STUDENT SUPPORT SERVICES</b>					
0600 SUPPLIES	.00	.00	.00	.00	.00
TOTAL 2100 STUDENT SUPPORT SERVICES	.00	.00	.00	.00	.00
<b>2200 INSTRUCTIONAL STAFF SUPP SERV</b>					
0300 PURCHASED PROF AND TECH SERV	50.00	.00	.00	.00	.00
0500 OTHER PURCHASED SERVICES	.00	.00	.00	.00	.00
0600 SUPPLIES	14,045.72	.00	9,270.91	.00	-9,270.91
0800 DEBT SERVICE AND MISCELLANEOUS	.00	.00	.00	.00	.00
TOTAL 2200 INSTRUCTIONAL STAFF SUPP SERV	14,095.72	.00	9,270.91	.00	-9,270.91
<b>2700 STUDENT TRANSPORTATION</b>					
0100 SALARIES PERSONNEL SERVICES	.00	.00	.00	.00	.00
0200 EMPLOYEE BENEFITS	.00	.00	.00	.00	.00
0800 DEBT SERVICE AND MISCELLANEOUS	.00	.00	.00	.00	.00
TOTAL 2700 STUDENT TRANSPORTATION	.00	.00	.00	.00	.00
<b>5200 FUND TRANSFERS</b>					
0900 OTHER ITEMS	.00	.00	.00	.00	.00

MONTHLY REPORT - FY 2024 Period 8

DIST ACTIVITY (SPEC REV ANN) (	LAST FY Period	MONTH TO DATE	YEAR TO DATE	BUDGET APPROP	AVAILABLE BUDGET
TOTAL 5200 FUND TRANSFERS	.00	.00	.00	.00	.00
TOTAL EXPENDITURES	271,947.63	33,292.13	282,805.75	.00	-282,805.75
TOTAL FOR DIST ACTIVITY (SPEC REV ANN) (	494,922.86	-5,142.33	488,020.40	.00	-488,020.40

MONTHLY REPORT - FY 2024 Period 8

STUDENT ACTIVITY (SPEC REV ANN	LAST FY Period	MONTH TO DATE	YEAR TO DATE	BUDGET APPROP	AVAILABLE BUDGET
REVENUES					
0999 BEGINNING BALANCE					
TOTAL 0999 BEGINNING BALANCE	61,428.52	.00	51,256.81	.00	-51,256.81
RECEIPTS					
REVENUE FROM LOCAL SOURCES					
STUDENT ACTIVITIES					
1710 ADMISSIONS	.00	.00	.00	.00	.00
1730 CLUB & OTHER DUES	3,998.00	.00	4,934.00	.00	-4,934.00
1740 STUDENT FEES	6,451.25	3,886.50	12,816.75	.00	-12,816.75
1750 DONATIONS (ACTIVITY FND)	2,590.00	300.00	7,795.00	.00	-7,795.00
1790 OTHER STUDENT ACTIVITY INCOME	114,311.06	5,902.50	51,920.24	.00	-51,920.24
TOTAL STUDENT ACTIVITIES	127,350.31	10,089.00	77,465.99	.00	-77,465.99
TOTAL REVENUE FROM LOCAL SOURCES	127,350.31	10,089.00	77,465.99	.00	-77,465.99
OTHER RECEIPTS					
INTERFUND TRANSFERS					
5210 FUND TRANSFER	5,400.00	.00	.00	.00	.00
TOTAL INTERFUND TRANSFERS	5,400.00	.00	.00	.00	.00
TOTAL OTHER RECEIPTS	5,400.00	.00	.00	.00	.00
TOTAL RECEIPTS	132,750.31	10,089.00	77,465.99	.00	-77,465.99
TOTAL REVENUE	194,178.83	10,089.00	128,722.80	.00	-128,722.80

MONTHLY REPORT - FY 2024 Period 8

STUDENT ACTIVITY (SPEC REV ANN	LAST FY Period	MONTH TO DATE	YEAR TO DATE	BUDGET APPROP	AVAILABLE BUDGET
<b>EXPENDITURES</b>					
<b>0000 RESTRICT TO REV &amp; BAL SHT ONLY</b>					
0900 OTHER ITEMS	.00	.00	.00	.00	.00
TOTAL 0000 RESTRICT TO REV & BAL SHT ONLY	.00	.00	.00	.00	.00
<b>1000 INSTRUCTION</b>					
0100 SALARIES PERSONNEL SERVICES	650.00	.00	220.00	.00	-220.00
0200 EMPLOYEE BENEFITS	31.04	.00	10.66	.00	-10.66
0300 PURCHASED PROF AND TECH SERV	6,559.00	5,354.25	13,279.25	.00	-13,279.25
0500 OTHER PURCHASED SERVICES	4,446.70	208.80	1,893.18	.00	-1,893.18
0600 SUPPLIES	47,439.56	3,563.64	14,225.02	.00	-14,225.02
0700 PROPERTY	2,995.00	.00	1,253.90	.00	-1,253.90
0800 DEBT SERVICE AND MISCELLANEOUS	12,799.40	-91.29	4,890.85	.00	-4,890.85
0900 OTHER ITEMS	.00	.00	.00	.00	.00
TOTAL 1000 INSTRUCTION	74,920.70	9,035.40	35,772.86	.00	-35,772.86
<b>2700 STUDENT TRANSPORTATION</b>					
0100 SALARIES PERSONNEL SERVICES	95.00	.00	.00	.00	.00
0200 EMPLOYEE BENEFITS	5.18	.00	.00	.00	.00
0300 PURCHASED PROF AND TECH SERV	40.00	.00	.00	.00	.00
0600 SUPPLIES	250.00	.00	844.00	.00	-844.00
0800 DEBT SERVICE AND MISCELLANEOUS	14,891.70	.00	11,831.03	.00	-11,831.03
TOTAL 2700 STUDENT TRANSPORTATION	15,281.88	.00	12,675.03	.00	-12,675.03
<b>2900 OTHER INSTRUCTIONAL</b>					
0600 SUPPLIES	.00	.00	.00	.00	.00
TOTAL 2900 OTHER INSTRUCTIONAL	.00	.00	.00	.00	.00
<b>5200 FUND TRANSFERS</b>					
0900 OTHER ITEMS	.00	.00	.00	.00	.00
TOTAL 5200 FUND TRANSFERS	.00	.00	.00	.00	.00
TOTAL EXPENDITURES	90,202.58	9,035.40	48,447.89	.00	-48,447.89
TOTAL FOR STUDENT ACTIVITY (SPEC REV ANN	103,976.25	1,053.60	80,274.91	.00	-80,274.91

MONTHLY REPORT - FY 2024 Period 8

CAPITAL OUTLAY FUND (310)	LAST FY Period	MONTH TO DATE	YEAR TO DATE	BUDGET APPROP	AVAILABLE BUDGET
REVENUES					
0999 BEGINNING BALANCE					
TOTAL 0999 BEGINNING BALANCE	.00	.00	.00	.00	.00
RECEIPTS					
REVENUE FROM STATE SOURCES					
RESTRICTED					
3200 RESTRICTED STATE REVENUE	127,455.00	.00	117,250.00	239,005.00	121,755.00
TOTAL RESTRICTED	127,455.00	.00	117,250.00	239,005.00	121,755.00
TOTAL REVENUE FROM STATE SOURCES	127,455.00	.00	117,250.00	239,005.00	121,755.00
TOTAL RECEIPTS	127,455.00	.00	117,250.00	239,005.00	121,755.00
TOTAL REVENUE	127,455.00	.00	117,250.00	239,005.00	121,755.00

MONTHLY REPORT - FY 2024 Period 8

CAPITAL OUTLAY FUND (310)		LAST FY Period	MONTH TO DATE	YEAR TO DATE	BUDGET APPROP	AVAILABLE BUDGET
EXPENDITURES						
2600 PLANT OPERATIONS AND MAINTENANCE						
0400	PURCHASED PROPERTY SERVICES	.00	.00	.00	.00	.00
0500	OTHER PURCHASED SERVICES	.00	.00	.00	.00	.00
TOTAL 2600 PLANT OPERATIONS AND MAINTENANCE		.00	.00	.00	.00	.00
4100 LAND/SITE ACQUISITIONS						
0300	PURCHASED PROF AND TECH SERV	.00	.00	.00	.00	.00
TOTAL 4100 LAND/SITE ACQUISITIONS		.00	.00	.00	.00	.00
4500 BUILDING ACQUISITIONS & CONSTRUCTION						
0800	DEBT SERVICE AND MISCELLANEOUS	.00	.00	.00	.00	.00
TOTAL 4500 BUILDING ACQUISITIONS & CONSTRUCTION		.00	.00	.00	.00	.00
4600 SITE IMPROVEMENT						
0400	PURCHASED PROPERTY SERVICES	.00	.00	.00	.00	.00
0700	PROPERTY	.00	.00	.00	.00	.00
TOTAL 4600 SITE IMPROVEMENT		.00	.00	.00	.00	.00
5100 DEBT SERVICE						
0800	DEBT SERVICE AND MISCELLANEOUS	.00	.00	.00	.00	.00
TOTAL 5100 DEBT SERVICE		.00	.00	.00	.00	.00
5200 FUND TRANSFERS						
0900	OTHER ITEMS	.00	.00	117,760.40	239,005.00	121,244.60
TOTAL 5200 FUND TRANSFERS		.00	.00	117,760.40	239,005.00	121,244.60
TOTAL EXPENDITURES		.00	.00	117,760.40	239,005.00	121,244.60
TOTAL FOR CAPITAL OUTLAY FUND (310)		127,455.00	.00	-510.40	.00	510.40



MONTHLY REPORT - FY 2024 Period 8

BUILDING FUND (5 CENT LEVY) (3)	LAST FY Period	MONTH TO DATE	YEAR TO DATE	BUDGET APPROP	AVAILABLE BUDGET
REVENUES					
0999 BEGINNING BALANCE					
TOTAL 0999 BEGINNING BALANCE	- .06	.00	.00	.00	.00
RECEIPTS					
REVENUE FROM LOCAL SOURCES					
AD VALOREM TAXES					
1111 GENERAL PROPERTY TAX	2,405,304.00	.00	2,549,805.00	2,549,805.00	.00
1113 PSC PROPERTY TAX	.00	.00	.00	.00	.00
1115 DELINQUENT PROPERTY TAX	.00	.00	.00	.00	.00
TOTAL AD VALOREM TAXES	2,405,304.00	.00	2,549,805.00	2,549,805.00	.00
TOTAL REVENUE FROM LOCAL SOURCES	2,405,304.00	.00	2,549,805.00	2,549,805.00	.00
REVENUE FROM STATE SOURCES					
RESTRICTED					
3200 RESTRICTED STATE REVENUE	772,417.00	.00	584,239.00	1,092,634.00	508,395.00
TOTAL RESTRICTED	772,417.00	.00	584,239.00	1,092,634.00	508,395.00
REVENUE ON BEHALF PAYMENTS					
3900 REV FOR/ON BEHALF PYMT STATE S	.00	.00	.00	.00	.00
TOTAL REVENUE ON BEHALF PAYMENTS	.00	.00	.00	.00	.00
TOTAL REVENUE FROM STATE SOURCES	772,417.00	.00	584,239.00	1,092,634.00	508,395.00
OTHER RECEIPTS					
INTERFUND TRANSFERS					
5210 FUND TRANSFER	.00	.00	.00	.00	.00
TOTAL INTERFUND TRANSFERS	.00	.00	.00	.00	.00
TOTAL OTHER RECEIPTS					

MONTHLY REPORT - FY 2024 Period 8

BUILDING FUND (5 CENT LEVY) (3	LAST FY Period	MONTH TO DATE	YEAR TO DATE	BUDGET APPROP	AVAILABLE BUDGET
	.00	.00	.00	.00	.00
TOTAL RECEIPTS	3,177,721.00	.00	3,134,044.00	3,642,439.00	508,395.00
TOTAL REVENUE	3,177,720.94	.00	3,134,044.00	3,642,439.00	508,395.00

MONTHLY REPORT - FY 2024 Period 8

BUILDING FUND (5 CENT LEVY) (3	LAST FY Period	MONTH TO DATE	YEAR TO DATE	BUDGET APPROP	AVAILABLE BUDGET
EXPENDITURES					
4200 LAND IMPROVEMENTS					
0400 PURCHASED PROPERTY SERVICES	.00	.00	.00	.00	.00
TOTAL 4200 LAND IMPROVEMENTS	.00	.00	.00	.00	.00
5100 DEBT SERVICE					
0800 DEBT SERVICE AND MISCELLANEOUS	.00	.00	.00	.00	.00
0900 OTHER ITEMS	.00	.00	.00	.00	.00
TOTAL 5100 DEBT SERVICE	.00	.00	.00	.00	.00
5200 FUND TRANSFERS					
0900 OTHER ITEMS	786,736.17	.00	1,371,938.37	3,642,439.00	2,270,500.63
TOTAL 5200 FUND TRANSFERS	786,736.17	.00	1,371,938.37	3,642,439.00	2,270,500.63
TOTAL EXPENDITURES	786,736.17	.00	1,371,938.37	3,642,439.00	2,270,500.63
TOTAL FOR BUILDING FUND (5 CENT LEVY) (3	2,390,984.77	.00	1,762,105.63	.00	-1,762,105.63

MONTHLY REPORT - FY 2024 Period 8

CONSTRUCTION FUND (360)	LAST FY Period	MONTH TO DATE	YEAR TO DATE	BUDGET APPROP	AVAILABLE BUDGET
REVENUES					
0999 BEGINNING BALANCE					
TOTAL 0999 BEGINNING BALANCE	.00	.00	.00	.00	.00
RECEIPTS					
REVENUE FROM LOCAL SOURCES					
EARNINGS ON INVESTMENTS					
1510 INTEREST ON INVESTMENTS	15,726.17	-2,220.17	-5,738.66	.00	5,738.66
TOTAL EARNINGS ON INVESTMENTS	15,726.17	-2,220.17	-5,738.66	.00	5,738.66
OTHER REVENUE FROM LOCAL SOURCES					
1990 MISCELLANEOUS REVENUE	.00	.00	.00	.00	.00
TOTAL OTHER REVENUE FROM LOCAL SOURCES	.00	.00	.00	.00	.00
TOTAL REVENUE FROM LOCAL SOURCES	15,726.17	-2,220.17	-5,738.66	.00	5,738.66
REVENUE FROM STATE SOURCES					
RESTRICTED					
3200 RESTRICTED STATE REVENUE	.00	.00	.00	.00	.00
TOTAL RESTRICTED	.00	.00	.00	.00	.00
TOTAL REVENUE FROM STATE SOURCES	.00	.00	.00	.00	.00
OTHER RECEIPTS					
BOND ISSUANCE					
5110 BOND PRINCIPAL PROCEEDS	6,867,824.40	.00	.00	.00	.00
5110 BOND PRINCIPAL PROCEEDS	.00	.00	.00	.00	.00
TOTAL BOND ISSUANCE	6,867,824.40	.00	.00	.00	.00
INTERFUND TRANSFERS					

MONTHLY REPORT - FY 2024 Period 8

CONSTRUCTION FUND (360)	LAST FY Period	MONTH TO DATE	YEAR TO DATE	BUDGET APPROP	AVAILABLE BUDGET
5210 FUND TRANSFER	.00	.00	.00	.00	.00
TOTAL INTERFUND TRANSFERS	.00	.00	.00	.00	.00
SALE OR COMP FOR LOSS OF ASSETS					
5332 LOSS COMP - BUILDINGS	.00	.00	.00	.00	.00
TOTAL SALE OR COMP FOR LOSS OF ASSETS	.00	.00	.00	.00	.00
TOTAL OTHER RECEIPTS	6,867,824.40	.00	.00	.00	.00
TOTAL RECEIPTS	6,883,550.57	-2,220.17	-5,738.66	.00	5,738.66
TOTAL REVENUE	6,883,550.57	-2,220.17	-5,738.66	.00	5,738.66

MONTHLY REPORT - FY 2024 Period 8

CONSTRUCTION FUND (360)		LAST FY Period	MONTH TO DATE	YEAR TO DATE	BUDGET APPROP	AVAILABLE BUDGET
EXPENDITURES						
4100 LAND/SITE ACQUISITIONS						
0700	PROPERTY	.00	.00	.00	.00	.00
TOTAL 4100 LAND/SITE ACQUISITIONS		.00	.00	.00	.00	.00
4500 BUILDING ACQUISITIONS & CONSTRUCTION						
0300	PURCHASED PROF AND TECH SERV	.00	.00	.00	.00	.00
0400	PURCHASED PROPERTY SERVICES	.00	.00	.00	.00	.00
0600	SUPPLIES	.00	.00	.00	.00	.00
0700	PROPERTY	.00	.00	.00	.00	.00
0840	CONTINGENCY	.00	.00	.00	.00	.00
TOTAL 4500 BUILDING ACQUISITIONS & CONSTRUCTION		.00	.00	.00	.00	.00
4600 SITE IMPROVEMENT						
0100	SALARIES PERSONNEL SERVICES	.00	.00	.00	.00	.00
0200	EMPLOYEE BENEFITS	.00	.00	.00	.00	.00
0300	PURCHASED PROF AND TECH SERV	.00	.00	.00	.00	.00
0400	PURCHASED PROPERTY SERVICES	.00	.00	.00	.00	.00
0500	OTHER PURCHASED SERVICES	.00	.00	.00	.00	.00
0600	SUPPLIES	.00	.00	.00	.00	.00
0700	PROPERTY	.00	.00	.00	.00	.00
0800	DEBT SERVICE AND MISCELLANEOUS	.00	.00	.00	.00	.00
0840	CONTINGENCY	.00	.00	.00	.00	.00
0900	OTHER ITEMS	.00	.00	.00	.00	.00
TOTAL 4600 SITE IMPROVEMENT		.00	.00	.00	.00	.00
4700 BUILDING IMPROVEMENTS						
0100	SALARIES PERSONNEL SERVICES	.00	.00	.00	.00	.00
0200	EMPLOYEE BENEFITS	.00	.00	.00	.00	.00
0300	PURCHASED PROF AND TECH SERV	1,932,881.51	.00	1,149,267.09	.00	-1,149,267.09
0400	PURCHASED PROPERTY SERVICES	791,713.11	.00	23,545.36	.00	-23,545.36
0500	OTHER PURCHASED SERVICES	.00	.00	196.95	.00	-196.95
0600	SUPPLIES	.00	.00	.00	.00	.00
0700	PROPERTY	.00	.00	.00	.00	.00
0800	DEBT SERVICE AND MISCELLANEOUS	.00	.00	.00	.00	.00
0840	CONTINGENCY	.00	.00	.00	.00	.00
0900	OTHER ITEMS	.00	.00	.00	.00	.00
TOTAL 4700 BUILDING IMPROVEMENTS		2,724,594.62	.00	1,173,009.40	.00	-1,173,009.40
5100 DEBT SERVICE						

MONTHLY REPORT - FY 2024 Period 8

CONSTRUCTION FUND (360)		LAST FY Period	MONTH TO DATE	YEAR TO DATE	BUDGET APPROP	AVAILABLE BUDGET
0800	DEBT SERVICE AND MISCELLANEOUS	.00	.00	.00	.00	.00
0900	OTHER ITEMS	.00	.00	.00	.00	.00
	TOTAL 5100 DEBT SERVICE	.00	.00	.00	.00	.00
	TOTAL EXPENDITURES	2,724,594.62	.00	1,173,009.40	.00	-1,173,009.40
	TOTAL FOR CONSTRUCTION FUND (360)	4,158,955.95	-2,220.17	-1,178,748.06	.00	1,178,748.06

MONTHLY REPORT - FY 2024 Period 8

DEBT SERVICE FUND (400)	LAST FY Period	MONTH TO DATE	YEAR TO DATE	BUDGET APPROP	AVAILABLE BUDGET
REVENUES					
0999 BEGINNING BALANCE					
TOTAL 0999 BEGINNING BALANCE	.00	.00	.00	.00	.00
RECEIPTS					
REVENUE FROM LOCAL SOURCES					
EARNINGS ON INVESTMENTS					
1510 INTEREST ON INVESTMENTS	.00	.00	.00	.00	.00
TOTAL EARNINGS ON INVESTMENTS	.00	.00	.00	.00	.00
OTHER REVENUE FROM LOCAL SOURCES					
1990 MISCELLANEOUS REVENUE	.00	.00	.00	.00	.00
TOTAL OTHER REVENUE FROM LOCAL SOURCES	.00	.00	.00	.00	.00
TOTAL REVENUE FROM LOCAL SOURCES	.00	.00	.00	.00	.00
REVENUE FROM STATE SOURCES					
OTHER STATE FUNDING					
3120 INTERGOVT STATE DEBT SERVICE	.00	.00	.00	.00	.00
TOTAL OTHER STATE FUNDING	.00	.00	.00	.00	.00
RESTRICTED					
3200 RESTRICTED STATE REVENUE	.00	.00	.00	.00	.00
TOTAL RESTRICTED	.00	.00	.00	.00	.00
REVENUE ON BEHALF PAYMENTS					
3900 REV FOR/ON BEHALF PYMT STATE S	.00	.00	.00	.00	.00
TOTAL REVENUE ON BEHALF PAYMENTS	.00	.00	.00	.00	.00
TOTAL REVENUE FROM STATE SOURCES					



MONTHLY REPORT - FY 2024 Period 8

DEBT SERVICE FUND (400)	LAST FY Period	MONTH TO DATE	YEAR TO DATE	BUDGET APPROP	AVAILABLE BUDGET
	.00	.00	.00	.00	.00
REVENUE FROM FEDERAL SOURCES					
RESTRICTED THROUGH THE STATE					
4500 RESTRICTED FED THRU STATE	.00	.00	.00	.00	.00
TOTAL RESTRICTED THROUGH THE STATE	.00	.00	.00	.00	.00
TOTAL REVENUE FROM FEDERAL SOURCES	.00	.00	.00	.00	.00
OTHER RECEIPTS					
BOND ISSUANCE					
5110 BOND PRINCIPAL PROCEEDS	.00	.00	.00	.00	.00
5120 BOND PREMIUM	.00	.00	.00	.00	.00
TOTAL BOND ISSUANCE	.00	.00	.00	.00	.00
INTERFUND TRANSFERS					
5210 FUND TRANSFER	786,736.17	.00	1,489,698.77	3,386,155.00	1,896,456.23
TOTAL INTERFUND TRANSFERS	786,736.17	.00	1,489,698.77	3,386,155.00	1,896,456.23
TOTAL OTHER RECEIPTS	786,736.17	.00	1,489,698.77	3,386,155.00	1,896,456.23
TOTAL RECEIPTS	786,736.17	.00	1,489,698.77	3,386,155.00	1,896,456.23
TOTAL REVENUE	786,736.17	.00	1,489,698.77	3,386,155.00	1,896,456.23

MONTHLY REPORT - FY 2024 Period 8

DEBT SERVICE FUND (400)		LAST FY Period	MONTH TO DATE	YEAR TO DATE	BUDGET APPROP	AVAILABLE BUDGET
EXPENDITURES						
5100 DEBT SERVICE						
0300	PURCHASED PROF AND TECH SERV	.00	.00	.00	.00	.00
0800	DEBT SERVICE AND MISCELLANEOUS	1,359,512.84	.00	1,489,698.77	3,386,155.00	1,896,456.23
TOTAL 5100 DEBT SERVICE		1,359,512.84	.00	1,489,698.77	3,386,155.00	1,896,456.23
TOTAL EXPENDITURES		1,359,512.84	.00	1,489,698.77	3,386,155.00	1,896,456.23
TOTAL FOR DEBT SERVICE FUND (400)		-572,776.67	.00	.00	.00	.00

MONTHLY REPORT - FY 2024 Period 8

FOOD SERVICE FUND (51)	LAST FY Period	MONTH TO DATE	YEAR TO DATE	BUDGET APPROP	AVAILABLE BUDGET
REVENUES					
0999 BEGINNING BALANCE					
TOTAL 0999 BEGINNING BALANCE	1,570,898.00	.00	2,397,181.00	2,138,000.00	-259,181.00
RECEIPTS					
REVENUE FROM LOCAL SOURCES					
EARNINGS ON INVESTMENTS					
1510 INTEREST ON INVESTMENTS	7,190.72	6,701.40	49,764.55	10,000.00	-39,764.55
TOTAL EARNINGS ON INVESTMENTS	7,190.72	6,701.40	49,764.55	10,000.00	-39,764.55
FOOD SERVICE					
1611 REIMBURSABLE SCHOOL LUNCH PRG	.00	.00	.00	.00	.00
1612 REIMBURSABLE SCH BREAKFAST PRG	.00	.00	.00	.00	.00
1621 NON-REIMBURSABLE LUNCH PRG	2,460.38	386.01	2,209.70	4,500.00	2,290.30
1621 NON-REIMBURSABLE LUNCH PRG	.00	.00	.00	.00	.00
1622 NON-REIMBURSABLE BREAKFAST PRG	192.00	80.00	2,175.75	150.00	-2,025.75
1624 NON-REIMBURSABLE A LA CARTE PRG	.00	.00	.00	.00	.00
1625 NON-REIMB A LA CARTE BKFST PRG	546.98	67.30	781.23	800.00	18.77
1626 NON-REIMB A LA CARTE LUNCH PRG	10,851.92	2,184.24	14,067.25	14,350.00	282.75
1629 NON-REIMBURSABLE OTHER FOOD PRG	.00	.00	.00	.00	.00
1630 SPECIAL FUNCTIONS	.00	.00	.00	.00	.00
1631 CATERING	11,268.61	2,260.70	10,936.69	13,000.00	2,063.31
1631 CATERING	.00	.00	.00	.00	.00
1631 CATERING HISTORY	.00	.00	.00	.00	.00
1650 SUMMER FOOD PRG LOCAL REV	.00	.00	.00	.00	.00
1690 FOOD SERVICE REBATES	1,085.28	.00	5,107.32	1,700.00	-3,407.32
TOTAL FOOD SERVICE	26,405.17	4,978.25	35,277.94	34,500.00	-777.94
OTHER REVENUE FROM LOCAL SOURCES					
1980 REFUND OF PRIOR YR EXPENDITURE	.00	.00	.00	.00	.00
1990 MISCELLANEOUS REVENUE	.00	.00	.00	.00	.00
1994 RETURN FOR INSUFFICIENT CHECKS	.00	.00	.00	.00	.00
TOTAL OTHER REVENUE FROM LOCAL SOURCES	.00	.00	.00	.00	.00
TOTAL REVENUE FROM LOCAL SOURCES	33,595.89	11,679.65	85,042.49	44,500.00	-40,542.49
REVENUE FROM STATE SOURCES					

MONTHLY REPORT - FY 2024 Period 8

FOOD SERVICE FUND (51)	LAST FY Period	MONTH TO DATE	YEAR TO DATE	BUDGET APPROP	AVAILABLE BUDGET
RESTRICTED					
3200 RESTRICTED STATE REVENUE	701,790.52	.00	554,838.78	1,574,000.00	1,019,161.22
TOTAL RESTRICTED	701,790.52	.00	554,838.78	1,574,000.00	1,019,161.22
REVENUE ON BEHALF PAYMENTS					
3900 REV FOR/ON BEHALF PYMT STATE S	.00	.00	.00	.00	.00
TOTAL REVENUE ON BEHALF PAYMENTS	.00	.00	.00	.00	.00
TOTAL REVENUE FROM STATE SOURCES	701,790.52	.00	554,838.78	1,574,000.00	1,019,161.22
REVENUE FROM FEDERAL SOURCES					
RESTRICTED THROUGH THE STATE					
4500 RESTRICTED FED THRU STATE	541,604.19	172,835.51	1,039,619.26	458,400.00	-581,219.26
TOTAL RESTRICTED THROUGH THE STATE	541,604.19	172,835.51	1,039,619.26	458,400.00	-581,219.26
CHILD NUTRITION PROGRAM DONATED COMMODIT					
4950 CHILD NUTR PRG DONATED COMMOD	.00	.00	.00	.00	.00
TOTAL CHILD NUTRITION PROGRAM DONATED COMMODIT	.00	.00	.00	.00	.00
TOTAL REVENUE FROM FEDERAL SOURCES	541,604.19	172,835.51	1,039,619.26	458,400.00	-581,219.26
OTHER RECEIPTS					
SALE OR COMP FOR LOSS OF ASSETS					
5342 LOSS COMP - EQUIPMENT ETC	.00	.00	214.42	.00	-214.42
TOTAL SALE OR COMP FOR LOSS OF ASSETS	.00	.00	214.42	.00	-214.42
TOTAL OTHER RECEIPTS	.00	.00	214.42	.00	-214.42
TOTAL RECEIPTS	1,276,990.60	184,515.16	1,679,714.95	2,076,900.00	397,185.05
TOTAL REVENUE					

MONTHLY REPORT - FY 2024 Period 8

FOOD SERVICE FUND (51)	LAST FY Period	MONTH TO DATE	YEAR TO DATE	BUDGET APPROP	AVAILABLE BUDGET
	2,847,888.60	184,515.16	4,076,895.95	4,214,900.00	138,004.05

MONTHLY REPORT - FY 2024 Period 8

FOOD SERVICE FUND (51)	LAST FY Period	MONTH TO DATE	YEAR TO DATE	BUDGET APPROP	AVAILABLE BUDGET
EXPENDITURES					
0000 RESTRICT TO REV & BAL SHT ONLY					
0600 SUPPLIES	.00	.00	.00	.00	.00
TOTAL 0000 RESTRICT TO REV & BAL SHT ONLY	.00	.00	.00	.00	.00
3100 FOOD SERVICE OPERATION					
0100 SALARIES PERSONNEL SERVICES	334,501.75	46,756.18	368,401.78	633,706.00	265,304.22
0200 EMPLOYEE BENEFITS	114,565.51	14,636.95	113,732.28	205,340.00	91,607.72
0280 ON-BEHALF	.00	.00	.00	.00	.00
0300 PURCHASED PROF AND TECH SERV	.00	.00	25,250.00	35,750.00	10,500.00
0400 PURCHASED PROPERTY SERVICES	12,726.00	2,312.00	23,205.00	41,200.00	17,995.00
0500 OTHER PURCHASED SERVICES	9,383.12	2,696.60	17,904.05	26,750.00	8,845.95
0600 SUPPLIES	780,331.96	162,342.59	989,605.14	1,407,712.00	418,106.86
0700 PROPERTY	72,577.08	10,643.00	215,098.03	444,039.00	228,940.97
0800 DEBT SERVICE AND MISCELLANEOUS	9,820.46	62.96	13,440.02	15,750.00	2,309.98
0840 CONTINGENCY	.00	.00	.00	1,309,653.00	1,309,653.00
0900 OTHER ITEMS	.00	.00	.00	.00	.00
TOTAL 3100 FOOD SERVICE OPERATION	1,333,905.88	239,450.28	1,766,636.30	4,119,900.00	2,353,263.70
5200 FUND TRANSFERS					
0900 OTHER ITEMS	.00	.00	.00	95,000.00	95,000.00
TOTAL 5200 FUND TRANSFERS	.00	.00	.00	95,000.00	95,000.00
TOTAL EXPENDITURES	1,333,905.88	239,450.28	1,766,636.30	4,214,900.00	2,448,263.70
TOTAL FOR FOOD SERVICE FUND (51)	1,513,982.72	-54,935.12	2,310,259.65	.00	-2,310,259.65

MONTHLY REPORT - FY 2024 Period 8

DAYCARE (52)	LAST FY Period	MONTH TO DATE	YEAR TO DATE	BUDGET APPROP	AVAILABLE BUDGET
REVENUES					
0999 BEGINNING BALANCE					
TOTAL 0999 BEGINNING BALANCE	.00	.00	13,535.27	.00	-13,535.27
RECEIPTS					
REVENUE FROM LOCAL SOURCES					
COMMUNITY SERVICE ACTIVITIES					
1810 DAY CARE FEES	58,710.45	12,755.94	76,725.25	14,196.07	-62,529.18
TOTAL COMMUNITY SERVICE ACTIVITIES	58,710.45	12,755.94	76,725.25	14,196.07	-62,529.18
TOTAL REVENUE FROM LOCAL SOURCES	58,710.45	12,755.94	76,725.25	14,196.07	-62,529.18
REVENUE FROM STATE SOURCES					
RESTRICTED					
3200 RESTRICTED STATE REVENUE	.00	.00	.00	.00	.00
TOTAL RESTRICTED	.00	.00	.00	.00	.00
REVENUE ON BEHALF PAYMENTS					
3900 REV FOR/ON BEHALF PYMT STATE S	.00	.00	.00	8,364.67	8,364.67
TOTAL REVENUE ON BEHALF PAYMENTS	.00	.00	.00	8,364.67	8,364.67
TOTAL REVENUE FROM STATE SOURCES	.00	.00	.00	8,364.67	8,364.67
OTHER RECEIPTS					
SALE OR COMP FOR LOSS OF ASSETS					
5341 SALE OF EQUIPMENT ETC	.00	.00	.00	.00	.00
TOTAL SALE OR COMP FOR LOSS OF ASSETS	.00	.00	.00	.00	.00
TOTAL OTHER RECEIPTS	.00	.00	.00	.00	.00

MONTHLY REPORT - FY 2024 Period 8

DAYCARE (52)	LAST FY Period	MONTH TO DATE	YEAR TO DATE	BUDGET APPROP	AVAILABLE BUDGET
TOTAL RECEIPTS	58,710.45	12,755.94	76,725.25	22,560.74	-54,164.51
TOTAL REVENUE	58,710.45	12,755.94	90,260.52	22,560.74	-67,699.78



MONTHLY REPORT - FY 2024 Period 8

DAYCARE (52)	LAST FY Period	MONTH TO DATE	YEAR TO DATE	BUDGET APPROP	AVAILABLE BUDGET
EXPENDITURES					
3200 DAY CARE OPERATIONS					
0100 SALARIES PERSONNEL SERVICES	38,756.90	5,462.34	38,236.38	12,021.52	-26,214.86
0200 EMPLOYEE BENEFITS	13,581.71	1,738.39	11,893.59	7,584.22	-4,309.37
0280 ON-BEHALF	.00	.00	.00	.00	.00
0300 PURCHASED PROF AND TECH SERV	.00	.00	.00	.00	.00
0600 SUPPLIES	25.00	.00	25.00	6,975.00	6,950.00
0800 DEBT SERVICE AND MISCELLANEOUS	.00	.00	.00	75.00	75.00
0900 OTHER ITEMS	.00	.00	.00	.00	.00
TOTAL 3200 DAY CARE OPERATIONS	52,363.61	7,200.73	50,154.97	26,655.74	-23,499.23
5200 FUND TRANSFERS					
0900 OTHER ITEMS	.00	.00	.00	.00	.00
TOTAL 5200 FUND TRANSFERS	.00	.00	.00	.00	.00
TOTAL EXPENDITURES	52,363.61	7,200.73	50,154.97	26,655.74	-23,499.23
TOTAL FOR DAYCARE (52)	6,346.84	5,555.21	40,105.55	-4,095.00	-44,200.55

MONTHLY REPORT - FY 2024 Period 8

FIDUCIARY FUND PENSION INV PRI	LAST FY Period	MONTH TO DATE	YEAR TO DATE	BUDGET APPROP	AVAILABLE BUDGET
REVENUES					
RECEIPTS					
REVENUE FROM LOCAL SOURCES					
EARNINGS ON INVESTMENTS					
1510 INTEREST ON INVESTMENTS	.00	.00	.00	.00	.00
TOTAL EARNINGS ON INVESTMENTS	.00	.00	.00	.00	.00
OTHER REVENUE FROM LOCAL SOURCES					
1920 CONTRIBUTIONS/DONATIONS	.00	.00	.00	.00	.00
1925 REIMBURSEMENTS (NON-GVT)	.00	.00	.00	.00	.00
1990 MISCELLANEOUS REVENUE	.00	.00	.00	.00	.00
TOTAL OTHER REVENUE FROM LOCAL SOURCES	.00	.00	.00	.00	.00
TOTAL REVENUE FROM LOCAL SOURCES	.00	.00	.00	.00	.00
TOTAL RECEIPTS	.00	.00	.00	.00	.00
TOTAL REVENUE	.00	.00	.00	.00	.00

MONTHLY REPORT - FY 2024 Period 8

FIDUCIARY FUND PENSION INV PRI	LAST FY Period	MONTH TO DATE	YEAR TO DATE	BUDGET APPROP	AVAILABLE BUDGET
EXPENDITURES					
1000 INSTRUCTION					
0600 SUPPLIES	.00	.00	.00	.00	.00
TOTAL 1000 INSTRUCTION	.00	.00	.00	.00	.00
2100 STUDENT SUPPORT SERVICES					
0300 PURCHASED PROF AND TECH SERV	.00	.00	.00	.00	.00
TOTAL 2100 STUDENT SUPPORT SERVICES	.00	.00	.00	.00	.00
2700 STUDENT TRANSPORTATION					
0600 SUPPLIES	.00	.00	.00	.00	.00
TOTAL 2700 STUDENT TRANSPORTATION	.00	.00	.00	.00	.00
3300 COMMUNITY SERVICES					
0600 SUPPLIES	.00	.00	.00	.00	.00
TOTAL 3300 COMMUNITY SERVICES	.00	.00	.00	.00	.00
UNDEFINED FUNC					
0500 OTHER PURCHASED SERVICES	.00	.00	.00	.00	.00
TOTAL UNDEFINED FUNC	.00	.00	.00	.00	.00
TOTAL EXPENDITURES	.00	.00	.00	.00	.00
TOTAL FOR FIDUCIARY FUND PENSION INV PRI	.00	.00	.00	.00	.00

MONTHLY REPORT - FY 2024 Period 8

GOVNMNTAL ASSETS 1,2,31,32,36	LAST FY Period	MONTH TO DATE	YEAR TO DATE	BUDGET APPROP	AVAILABLE BUDGET
REVENUES					
RECEIPTS					
REVENUE FROM LOCAL SOURCES					
OTHER REVENUE FROM LOCAL SOURCES					
1930 GAIN/LOSS ON SALE/CAPITAL ASSE	.00	.00	.00	.00	.00
TOTAL OTHER REVENUE FROM LOCAL SOURCES	.00	.00	.00	.00	.00
TOTAL REVENUE FROM LOCAL SOURCES	.00	.00	.00	.00	.00
OTHER RECEIPTS					
SALE OR COMP FOR LOSS OF ASSETS					
5311 SALE OF LAND & IMPROVEMENTS	.00	.00	.00	.00	.00
5331 SALE OF BUILDINGS	.00	.00	.00	.00	.00
5341 SALE OF EQUIPMENT ETC	.00	.00	.00	.00	.00
TOTAL SALE OR COMP FOR LOSS OF ASSETS	.00	.00	.00	.00	.00
TOTAL OTHER RECEIPTS	.00	.00	.00	.00	.00
TOTAL RECEIPTS	.00	.00	.00	.00	.00
TOTAL REVENUE	.00	.00	.00	.00	.00

MONTHLY REPORT - FY 2024 Period 8

GOVNMNTAL ASSETS 1,2,31,32,36	LAST FY Period	MONTH TO DATE	YEAR TO DATE	BUDGET APPROP	AVAILABLE BUDGET
EXPENDITURES					
1000 INSTRUCTION					
0700 PROPERTY	.00	.00	.00	.00	.00
TOTAL 1000 INSTRUCTION	.00	.00	.00	.00	.00
2100 STUDENT SUPPORT SERVICES					
0700 PROPERTY	.00	.00	.00	.00	.00
TOTAL 2100 STUDENT SUPPORT SERVICES	.00	.00	.00	.00	.00
2200 INSTRUCTIONAL STAFF SUPP SERV					
0700 PROPERTY	.00	.00	.00	.00	.00
TOTAL 2200 INSTRUCTIONAL STAFF SUPP SERV	.00	.00	.00	.00	.00
2300 DISTRICT ADMIN SUPPORT					
0700 PROPERTY	.00	.00	.00	.00	.00
TOTAL 2300 DISTRICT ADMIN SUPPORT	.00	.00	.00	.00	.00
2400 SCHOOL ADMIN SUPPORT					
0700 PROPERTY	.00	.00	.00	.00	.00
TOTAL 2400 SCHOOL ADMIN SUPPORT	.00	.00	.00	.00	.00
2500 BUSINESS SUPPORT SERVICES					
0700 PROPERTY	.00	.00	.00	.00	.00
TOTAL 2500 BUSINESS SUPPORT SERVICES	.00	.00	.00	.00	.00
2600 PLANT OPERATIONS AND MAINTENANCE					
0700 PROPERTY	.00	.00	.00	.00	.00
TOTAL 2600 PLANT OPERATIONS AND MAINTENANCE	.00	.00	.00	.00	.00
2700 STUDENT TRANSPORTATION					

MONTHLY REPORT - FY 2024 Period 8

GOVNMNTAL ASSETS 1,2,31,32,36	LAST FY Period	MONTH TO DATE	YEAR TO DATE	BUDGET APPROP	AVAILABLE BUDGET
0700 PROPERTY	.00	.00	.00	.00	.00
TOTAL 2700 STUDENT TRANSPORTATION	.00	.00	.00	.00	.00
3300 COMMUNITY SERVICES					
0700 PROPERTY	.00	.00	.00	.00	.00
TOTAL 3300 COMMUNITY SERVICES	.00	.00	.00	.00	.00
UNDEFINED FUNC					
0700 PROPERTY	.00	.00	.00	.00	.00
TOTAL UNDEFINED FUNC	.00	.00	.00	.00	.00
TOTAL EXPENDITURES	.00	.00	.00	.00	.00
TOTAL FOR GOVNMNTAL ASSETS 1,2,31,32,36	.00	.00	.00	.00	.00

MONTHLY REPORT - FY 2024 Period 8

FOOD SERVICE ASSETS (81)	LAST FY Period	MONTH TO DATE	YEAR TO DATE	BUDGET APPROP	AVAILABLE BUDGET
REVENUES					
RECEIPTS					
REVENUE FROM LOCAL SOURCES					
OTHER REVENUE FROM LOCAL SOURCES					
1930 GAIN/LOSS ON SALE/CAPITAL ASSE	.00	.00	.00	.00	.00
TOTAL OTHER REVENUE FROM LOCAL SOURCES	.00	.00	.00	.00	.00
TOTAL REVENUE FROM LOCAL SOURCES	.00	.00	.00	.00	.00
TOTAL RECEIPTS	.00	.00	.00	.00	.00
TOTAL REVENUE	.00	.00	.00	.00	.00

MONTHLY REPORT - FY 2024 Period 8

FOOD SERVICE ASSETS (81)	LAST FY Period	MONTH TO DATE	YEAR TO DATE	BUDGET APPROP	AVAILABLE BUDGET
EXPENDITURES					
3100 FOOD SERVICE OPERATION					
0700 PROPERTY	.00	.00	.00	.00	.00
TOTAL 3100 FOOD SERVICE OPERATION	.00	.00	.00	.00	.00
TOTAL EXPENDITURES	.00	.00	.00	.00	.00
TOTAL FOR FOOD SERVICE ASSETS (81)	.00	.00	.00	.00	.00



# MERCER COUNTY BOARD OF EDUCATION



## BALANCE SHEET FOR 2024 8

FUND: 1 GENERAL FUND			NET CHANGE FOR PERIOD	ACCOUNT BALANCE
<b>ASSETS</b>				
10	6101	CASH IN BANK	-458,698.13	9,918,109.26
		<b>TOTAL ASSETS</b>	<b>-458,698.13</b>	<b>9,918,109.26</b>
<b>LIABILITIES</b>				
10	7421A	ACCOUNTS PAYABLE ACI	2,976.14	-10,310.53
10	7461	ACCR SALARIES & BENEFT PAYABLE	.00	-8,864.99
10	7470KP	KAPE Accrued Payable	.00	-148.20
10	7470KS	KASA ACCRUED PAYABLE	.00	-287.09
10	7472	FICA WITHHELD PAYABLE	.00	32.80
10	7475	CERS WITHHELD PAYABLE	.00	612.84
10	7491	KSBIT UNEMPLOYMENT PAYABLE	.00	-9.65
10	7493	SICK LEAVE PAYABLE IN PROCESS	.00	-174,676.03
10	7603	PURCHASE OBLIGATIONS	-55,152.55	776,841.91
		<b>TOTAL LIABILITIES</b>	<b>-52,176.41</b>	<b>583,191.06</b>
<b>FUND BALANCE</b>				
10	6302	REVENUES CONTROL	-1,366,405.96	-21,822,779.83
10	7602	EXPENDITURES CONTROL	1,822,127.95	12,718,030.64
10	8742	COMMITTED - SICK LEAVE PAYABLE	.00	-619,709.22
10	8753	ASSIGNED-PURCH OBL - CURRENT	55,152.55	-776,841.91
		<b>TOTAL FUND BALANCE</b>	<b>510,874.54</b>	<b>-10,501,300.32</b>
		<b>TOTAL LIABILITIES + FUND BALANCE</b>	<b>458,698.13</b>	<b>-9,918,109.26</b>

BALANCE SHEET FOR 2024 8

FUND: 2 SPECIAL REVENUE			NET CHANGE FOR PERIOD	ACCOUNT BALANCE
<b>ASSETS</b>				
20	6101	CASH IN BANK	146,142.07	582,472.00
		TOTAL ASSETS	<b>146,142.07</b>	<b>582,472.00</b>
<b>LIABILITIES</b>				
20	7421A	ACCOUNTS PAYABLE ACI	1,680.00	2,453.71
20	7603	PURCHASE OBLIGATIONS	1,329,397.08	1,540,346.59
		TOTAL LIABILITIES	<b>1,331,077.08</b>	<b>1,542,800.30</b>
<b>FUND BALANCE</b>				
20	6302	REVENUES CONTROL	-514,787.10	-4,628,602.82
20	7602	EXPENDITURES CONTROL	366,965.03	4,043,677.11
20	8753	ASSIGNED-PURCH OBL - CURRENT	-1,329,397.08	-1,540,346.59
20	8755	ASSIGNED-PURCH OBL - PRD 13/YE	.00	1,136,903.28
20	8770	UNASSIGNED FUND BALANCE	.00	-1,136,903.28
		TOTAL FUND BALANCE	<b>-1,477,219.15</b>	<b>-2,125,272.30</b>
		TOTAL LIABILITIES + FUND BALANCE	<b>-146,142.07</b>	<b>-582,472.00</b>

# MERCER COUNTY BOARD OF EDUCATION



## BALANCE SHEET FOR 2024 8

FUND: 21 DIST ACTIVITY (SPEC REV ANN)			NET CHANGE FOR PERIOD	ACCOUNT BALANCE
<b>ASSETS</b>				
21	6101	CASH IN BANK	-4,742.99	489,855.74
		TOTAL ASSETS	-4,742.99	489,855.74
<b>LIABILITIES</b>				
21	7421A	ACCOUNTS PAYABLE ACI	-399.34	-1,025.48
21	7603	PURCHASE OBLIGATIONS	17,099.47	89,953.77
		TOTAL LIABILITIES	16,700.13	88,928.29
<b>FUND BALANCE</b>				
21	6302	REVENUES CONTROL	-28,149.80	-770,826.15
21	7602	EXPENDITURES CONTROL	33,292.13	282,805.75
21	8737	RESTRICTED - OTHER	.00	17,330.14
21	8753	ASSIGNED-PURCH OBL - CURRENT	-17,099.47	-89,953.77
21	8770	UNASSIGNED FUND BALANCE	.00	-18,140.00
		TOTAL FUND BALANCE	-11,957.14	-578,784.03
		TOTAL LIABILITIES + FUND BALANCE	4,742.99	-489,855.74

BALANCE SHEET FOR 2024 8

FUND: 25 STUDENT ACTIVITY (SPEC REV ANN			NET CHANGE FOR PERIOD	ACCOUNT BALANCE
ASSETS				
25	6101	CASH IN BANK	1,053.60	80,274.91
		TOTAL ASSETS	1,053.60	80,274.91
LIABILITIES				
25	7603	PURCHASE OBLIGATIONS	5,217.83	20,111.74
		TOTAL LIABILITIES	5,217.83	20,111.74
FUND BALANCE				
25	6302	REVENUES CONTROL	-10,089.00	-128,722.80
25	7602	EXPENDITURES CONTROL	9,035.40	48,447.89
25	8753	ASSIGNED-PURCH OBL - CURRENT	-5,217.83	-20,111.74
		TOTAL FUND BALANCE	-6,271.43	-100,386.65
		TOTAL LIABILITIES + FUND BALANCE	-1,053.60	-80,274.91

# MERCER COUNTY BOARD OF EDUCATION



## BALANCE SHEET FOR 2024 8

FUND: 310 CAPITAL OUTLAY FUND			NET CHANGE FOR PERIOD	ACCOUNT BALANCE
FUND BALANCE				
31	6302	REVENUES CONTROL	.00	-117,250.00
31	7602	EXPENDITURES CONTROL	.00	117,760.40
31	8734	RESTRICTED-SFCC ESCROW-PRIOR	.00	-510.40
TOTAL FUND BALANCE			.00	.00
TOTAL LIABILITIES + FUND BALANCE			.00	.00

BALANCE SHEET FOR 2024 8

FUND: 320 BUILDING FUND (5 CENT LEVY)			NET CHANGE FOR PERIOD	ACCOUNT BALANCE
ASSETS				
32	6101	CASH IN BANK	.00	1,763,324.66
		TOTAL ASSETS	.00	1,763,324.66
FUND BALANCE				
32	6302	REVENUES CONTROL	.00	-3,134,044.00
32	7602	EXPENDITURES CONTROL	.00	1,371,938.37
32	8734	RESTRICTED-SFCC ESCROW-PRIOR	.00	-1,219.03
		TOTAL FUND BALANCE	.00	-1,763,324.66
		TOTAL LIABILITIES + FUND BALANCE	.00	-1,763,324.66

# MERCER COUNTY BOARD OF EDUCATION



## BALANCE SHEET FOR 2024 8

FUND: 360 CONSTRUCTION FUND			NET CHANGE FOR PERIOD	ACCOUNT BALANCE
<b>ASSETS</b>				
36	6101	CASH IN BANK	-2,220.17	-751,556.62
		TOTAL ASSETS	-2,220.17	-751,556.62
<b>LIABILITIES</b>				
36	7603	PURCHASE OBLIGATIONS	.00	566,176.27
		TOTAL LIABILITIES	.00	566,176.27
<b>FUND BALANCE</b>				
36	6302	REVENUES CONTROL	2,220.17	5,738.66
36	7602	EXPENDITURES CONTROL	.00	1,173,009.40
36	8753	ASSIGNED-PURCH OBL - CURRENT	.00	-566,176.27
36	8755	ASSIGNED-PURCH OBL - PRD 13/YE	.00	1,248,819.23
36	8770	UNASSIGNED FUND BALANCE	.00	-1,676,010.67
		TOTAL FUND BALANCE	2,220.17	185,380.35
		TOTAL LIABILITIES + FUND BALANCE	2,220.17	751,556.62

BALANCE SHEET FOR 2024 8

FUND: 400 DEBT SERVICE FUND			NET CHANGE FOR PERIOD	ACCOUNT BALANCE
FUND BALANCE				
40	6302	REVENUES CONTROL	.00	-1,489,698.77
40	7602	EXPENDITURES CONTROL	.00	1,489,698.77
	TOTAL FUND BALANCE		.00	.00
	TOTAL LIABILITIES + FUND BALANCE		.00	.00



# MERCER COUNTY BOARD OF EDUCATION

## BALANCE SHEET FOR 2024 8

FUND: 51 FOOD SERVICE FUND			NET CHANGE FOR PERIOD	ACCOUNT BALANCE
<b>ASSETS</b>				
51	6101	CASH IN BANK	-57,578.62	2,271,230.62
51	6171	INVENTORIES FOR CONSUMPTION	.00	44,866.87
51	64000	DEFERRED OUTFLOWS OPEB	.00	156,399.00
51	6400P	DEFERRED OUTFLOWS PENSION	.00	282,469.00
TOTAL ASSETS			<b>-57,578.62</b>	<b>2,754,965.49</b>
<b>LIABILITIES</b>				
51	7421A	ACCOUNTS PAYABLE ACI	2,643.50	-5,837.84
51	75410	UNFUNDED PENSION OPEB	.00	-281,477.00
51	7541P	UNFUNDED PENSION - PENSIONS	.00	-1,053,851.00
51	7603	PURCHASE OBLIGATIONS	-173,839.67	1,064,808.28
51	77000	DEFERRED INFLOW OPEB	.00	-156,433.00
51	7700P	DEFERRED INFLOW PENSIONS	.00	-139,395.00
TOTAL LIABILITIES			<b>-171,196.17</b>	<b>-572,185.56</b>
<b>FUND BALANCE</b>				
51	6302	REVENUES CONTROL	-184,515.16	-4,076,895.95
51	7602	EXPENDITURES CONTROL	239,450.28	1,766,636.30
51	87370	RESTRICTED OPEB	.00	281,511.00
51	8737P	RESTRICTED PENSIONS	.00	910,777.00
51	8753	ASSIGNED-PURCH OBL - CURRENT	173,839.67	-1,064,808.28
51	8755	ASSIGNED-PURCH OBL - PRD 13/YE	.00	123,967.00
51	8770	UNASSIGNED FUND BALANCE	.00	-123,967.00
TOTAL FUND BALANCE			<b>228,774.79</b>	<b>-2,182,779.93</b>
TOTAL LIABILITIES + FUND BALANCE			<b>57,578.62</b>	<b>-2,754,965.49</b>

# MERCER COUNTY BOARD OF EDUCATION



## BALANCE SHEET FOR 2024 8

FUND: 52 DAYCARE			NET CHANGE FOR PERIOD	ACCOUNT BALANCE
<b>ASSETS</b>				
52	6101	CASH IN BANK	5,555.21	40,105.55
52	64000	DEFERRED OUTFLOWS OPEB	.00	22,461.00
52	6400P	DEFERRED OUTFLOWS PENSION	.00	36,376.00
	<b>TOTAL ASSETS</b>		<b>5,555.21</b>	<b>98,942.55</b>
<b>LIABILITIES</b>				
52	75410	UNFUNDED PENSION OPEB	.00	-41,152.00
52	7541P	UNFUNDED PENSION - PENSIONS	.00	-150,769.00
52	77000	DEFERRED INFLOW OPEB	.00	-22,841.00
52	7700P	DEFERRED INFLOW PENSIONS	.00	-21,372.00
	<b>TOTAL LIABILITIES</b>		<b>.00</b>	<b>-236,134.00</b>
<b>FUND BALANCE</b>				
52	6302	REVENUES CONTROL	-12,755.94	-90,260.52
52	7602	EXPENDITURES CONTROL	7,200.73	50,154.97
52	87370	RESTRICTED OPEB	.00	41,532.00
52	8737P	RESTRICTED PENSIONS	.00	135,765.00
	<b>TOTAL FUND BALANCE</b>		<b>-5,555.21</b>	<b>137,191.45</b>
	<b>TOTAL LIABILITIES + FUND BALANCE</b>		<b>-5,555.21</b>	<b>-98,942.55</b>

# MERCER COUNTY BOARD OF EDUCATION



## BALANCE SHEET FOR 2024 8

FUND: 8 GOVNMNTAL ASSETS 1,2,31,32,36			NET CHANGE FOR PERIOD	ACCOUNT BALANCE
ASSETS				
80	6201	LAND	.00	1,921,383.92
80	6211	LAND IMPROVEMENTS	.00	2,122,193.93
80	6212	ACCMLTED DEPRECIA LAND IMPROVE	.00	-2,025,374.16
80	6221	BUILDINGS & BUILDING IMPROVEME	.00	73,422,881.28
80	6222	ACCUMULATED DEPRECIATION-BLDGS	.00	-32,345,660.95
80	6231	TECHNOLOGY EQUIPMENT	.00	1,940,255.91
80	6232	ACCUM DEPREC-TECHNOLOGY EQUIP	.00	-1,009,976.23
80	6241	VEHICLES	.00	5,216,632.96
80	6242	ACCUMULATED DEPRECIATION-VEHIC	.00	-3,290,926.51
80	6251	GENERAL EQUIPMENT	.00	2,199,115.79
80	6252	ACCUMULATED DEPREC-GEN EQUIPME	.00	-1,811,585.64
80	6261	CONSTRUCTION WORK IN PROGRESS	.00	6,657,117.99
	TOTAL ASSETS		.00	52,996,058.29
FUND BALANCE				
80	8710	INVESTMENT IN GOVERNMENTAL AST	.00	-52,996,058.29
	TOTAL FUND BALANCE		.00	-52,996,058.29
	TOTAL LIABILITIES + FUND BALANCE		.00	-52,996,058.29

BALANCE SHEET FOR 2024 8

FUND: 81 FOOD SERVICE ASSETS			NET CHANGE FOR PERIOD	ACCOUNT BALANCE
ASSETS				
81	6251	GENERAL EQUIPMENT	.00	833,041.69
81	6252	ACCUMULATED DEPREC-GEN EQUIPME	.00	-240,025.60
		TOTAL ASSETS	.00	593,016.09
FUND BALANCE				
81	8711	INVEST IN BUSINESS TYPE ASSETS	.00	-593,016.09
		TOTAL FUND BALANCE	.00	-593,016.09
		TOTAL LIABILITIES + FUND BALANCE	.00	-593,016.09

\*\* END OF REPORT - Generated by Amber Minor \*\*