

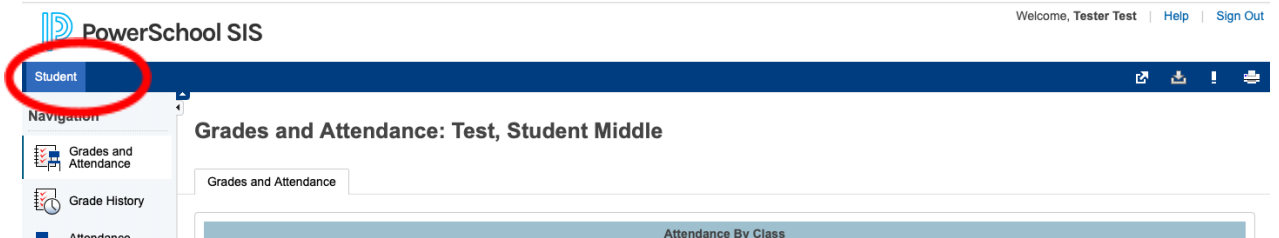
How to Access and Complete the Health Requirements for Student Registration in the SNAP Health Portal

To access the SNAP Health Portal, you will need to log into your PowerSchool Student and Parent Portal.

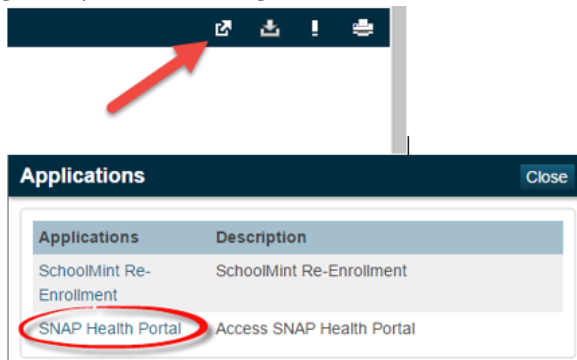
1. Go to the following web address: <https://stonington.powerschool.com/public/pw.html>
2. Sign into your account using your Username and Password information. Your child has their own Username and Password. Please do not share your account information with your child. As a parent, you have access to options that your child doesn't.



3. If you have more than one child, please select the tab at the top for the child you wish to access records for.



4. To reach the SNAP Health Portal, select the box with the diagonal arrow. This will open a new navigation panel on the right. Select SNAP Health Portal



How to Access and Complete the Health Requirements for Student Registration in the SNAP Health Portal

5. Read the Announcements, select Close, and then select Forms.

The screenshot shows the SNAP Health Portal interface. On the left sidebar, the 'Forms' menu item is circled in red. A modal window titled 'Announcements' is open in the center, displaying the text: 'To Complete Registration: Under Health Record, on left hand side of screen, click on Forms for further instruction.' The modal has a 'Close' button at the bottom right. The background page shows the 'Demographics' section with fields for Grade (10), School name (Stonington High School), Race, Primary Address (40 Field St Apt 1 Pawcatuck CT, 06379), Primary Language (English (001)), Ethnicity, and Alternate Address. There are also sections for Insurance Information, Permissions, and a 'Do Not Release To the Following People' section.

6. Select Download for instructions on how to complete the 4-step health requirements for student registration.

The screenshot shows the SNAP Health Portal interface with the 'Forms' page selected. The page title is 'Forms'. Below the title, there is a table with columns for Title, Revised, and Notes. The first row in the table is: Title: 'SPS Kindergarten & New Student Registration', Revised: '3/10/2022 9:05:06 AM', Notes: 'To Complete Registration, click on download to view instructions.' The 'Download' button in the Notes column is circled in red. The page also includes instructions on how to use the 'Return Now', 'Submit return for', 'Sign Only', 'Approve', and 'Decline' buttons.

7. Health Requirements **Step #1: Select Health Conditions**

- For **New Student Registration**, if your child has health conditions the school should be aware of, select the green +Add, enter the information, and then select Save. You may add as many Health Conditions as necessary.
- For **Returning Student Registration**, your child's health conditions are prepopulated. Please review and edit or add health conditions.

How to Access and Complete the Health Requirements for Student Registration in the SNAP Health Portal

SNAP HEALTH PORTAL | Select Language | Student Middle Test

Health Record | Allergies/Conditions

Demographics | This page shows all of your child's past and current allergies and other conditions. It allows you to add new and edit existing conditions as well as upload or view proof documents.

Contacts | Please confirm that the health condition details below are accurate. **Confirm** **+ Add**

Health Conditions (circled in red)

Vaccines | Name

Charts | * Gray/Italic

Screenings | Allergy/Condition Onset Current Condition

Letters | Note

Messages | Allow sharing with other staff (e.g. teachers)

Forms | Set proof of condition: no file selected

Close **Save**

- Once you have finished editing or adding health conditions, review the data you have entered and if necessary, make corrections. If the data is accurate, select Confirm

SNAP HEALTH PORTAL | Select Language | Student Middle Test

Health Record | Allergies/Conditions

Demographics | This page shows all of your child's past and current allergies and other conditions. It allows you to add new and edit existing conditions as well as upload or view proof documents.

Contacts | Please confirm that the health condition details below are accurate. **Confirm** **+ Add**

Health Conditions (highlighted)

Name	Date	Notes	Attachment	Shared
Allergy-Bee- systemic reaction	9/1/2017	Anaphylactic		Edit
Allergy-food	9/1/2015	Strawberries and bananas		Edit

* Gray/Italic text indicates conditions that are no longer current.

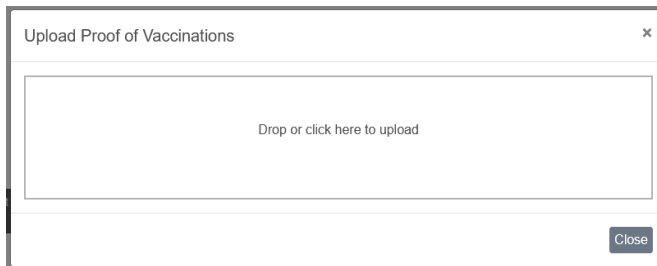
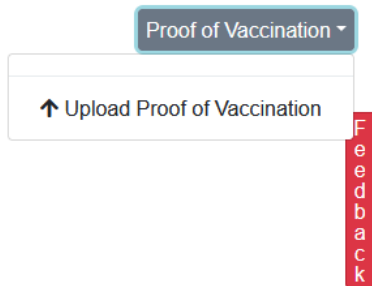
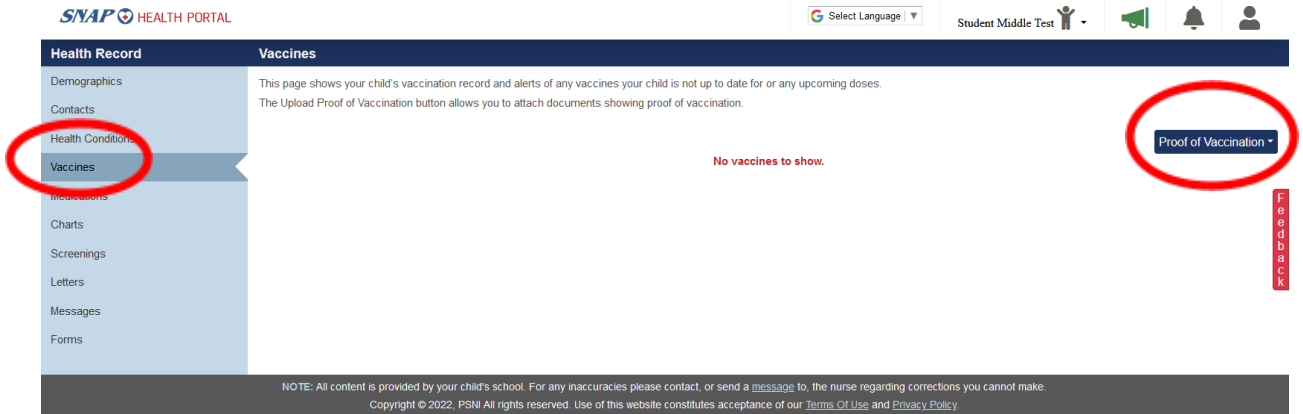
Feedback

NOTE: All content is provided by your child's school. For any inaccuracies please contact, or send a message to, the nurse regarding corrections you cannot make.
Copyright © 2022, PSNI All rights reserved. Use of this website constitutes acceptance of our Terms Of Use and Privacy Policy.

- Health Requirements **Step #2: Select Vaccines**

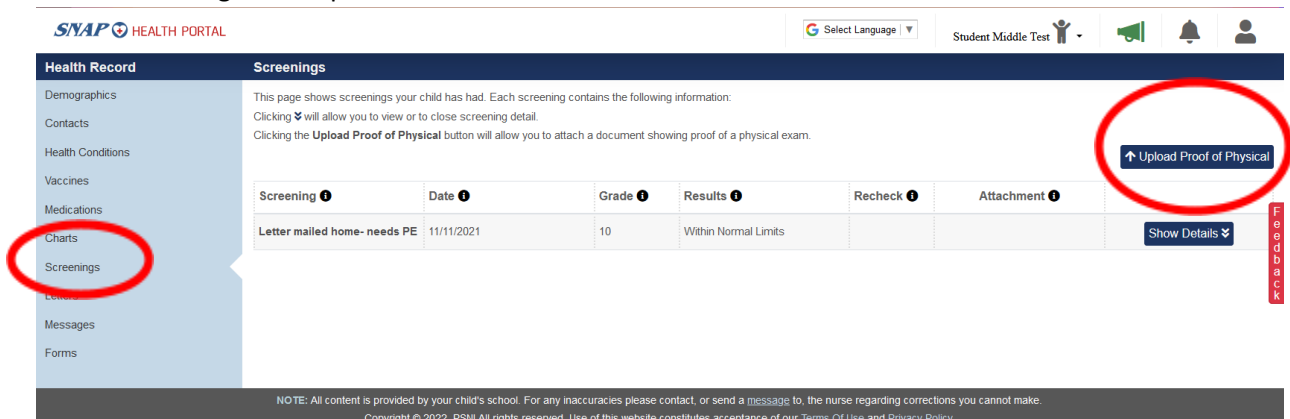
- Select Proof of Vaccination
- Select Upload Proof of Vaccinations
- Drag and drop the document or click to browse and add the document

How to Access and Complete the Health Requirements for Student Registration in the SNAP Health Portal

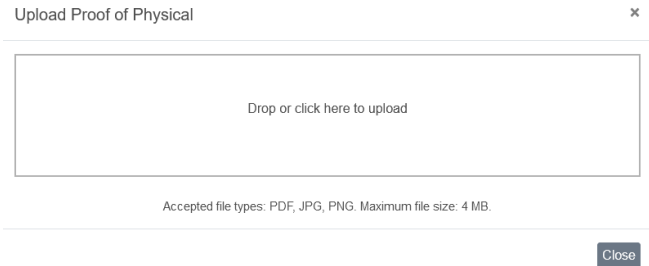


10. Health Requirements **Step #3: Select Screenings**

- Select Upload Proof of Physical
- Drag and drop the document or click to browse and add the document

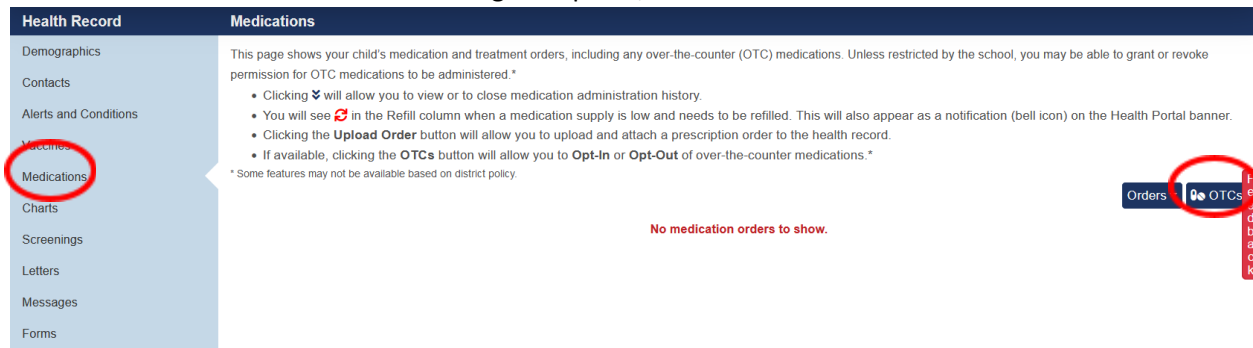


How to Access and Complete the Health Requirements for Student Registration in the SNAP Health Portal



11. Health Requirements **Step #4: Medications** For Over the Counter Medications (Acetaminophen or Ibuprofen)

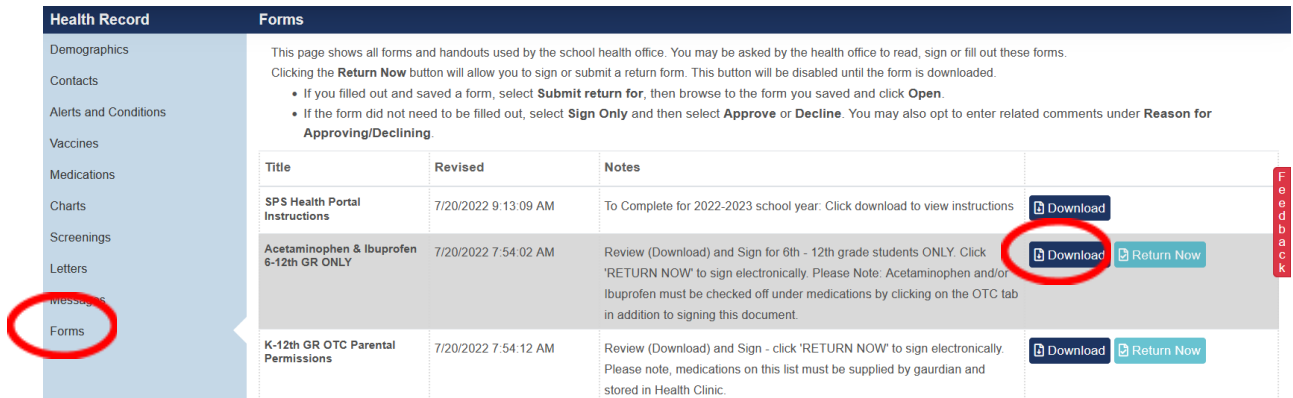
- Select Medications from the left navigation panel, then select OTCs



- Make a selection and select Done



- Select Forms from the left navigation panel
- Choose Download (form will open in new tab). After downloading the form, close the tab. Return to the SNAP Health Portal tab.



- Choose Return Now and submit by doing one of the following

You can choose Sign Only and select Return	You can download, sign, upload the form and select Return
--	---

How to Access and Complete the Health Requirements for Student Registration in the SNAP Health Portal

For Prescription Medications

- Select Orders
- Drag and drop the document or click to browse and add the document

How to Access and Complete the Health Requirements for Student Registration in the SNAP Health Portal

12. Select Contacts. Review for accuracy. Please notify the school if corrections are required. Select Confirm.

SNAP HEALTH PORTAL Nema Eckisco

Health Record **Contacts**

Demographics
Contacts
Health Conditions
Vaccines
Medications
Office Visits
Charts
Screenings
Letters
Messages
Forms

This page shows your child's caregivers and other contacts. It is divided into two sections listed below.
* Some features may not be available based on district policy.

Please confirm that the contact details below are accurate. **Confirm**

Parents/Guardians

Primary Emma Eckisco Mother emma-eckisco@gmail.com	Primary Thomas Eckisco Father tom.eckisco@gmail.com
Secondary Jane Smith Grandmother 6031234567	Secondary

Additional Contacts

Janice Jones Aunt janicejones123@gmail.com
--

PROGRESS

13. Select the "person" icon and log out of your account

SNAP HEALTH PORTAL Select Language Student Middle Test

Person icon circled in red