

FISCAL YEAR 2023 REVENUE AND EXPENDITURE ANALYSIS THROUGH APRIL

1. ACTUAL COMPARED TO FORECAST VARIANCE AND NET FAVORABILITY ANALYSIS

CURRENT YEAR-TO-DATE
REVENUE COLLECTIONS
INDICATE A

\$2,340,098

FAVORABLE COMPARED TO
FORECAST

CURRENT YEAR-TO-DATE
EXPENDITURES INDICATE A

\$486,538

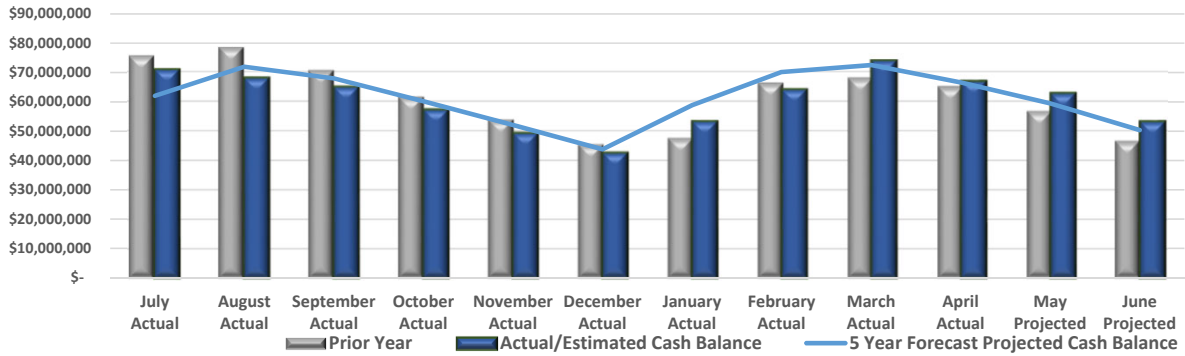
FAVORABLE COMPARED TO
FORECAST

POTENTIAL NET IMPACT
WOULD RESULT IN A

\$2,826,636

FAVORABLE IMPACT ON THE
CASH BALANCE

2. VARIANCE AND CASH BALANCE COMPARISON



CURRENT MONTHLY CASH FLOW
ESTIMATES A JUNE 30, 2023 CASH
BALANCE OF

\$53,203,881

Current monthly cash flow estimates, including actual data through April indicate that the June 30, 2023 cash balance will be \$53,203,881, which is \$2,826,636 more than the five year forecast of \$50,377,245.

June 30 ESTIMATED CASH
BALANCE IS

\$2,826,636

MORE THAN THE
FORECAST/BUDGET AMOUNT

3. FISCAL YEAR 2023 REVENUE SHORTFALL/SURPLUS ANALYSIS (BASED UPON ACTUAL/ESTIMATED VARIANCE)

FY 2022 June Cash
Balance

\$46,781,024

Estimated
FY 2023 June
Cash Balance

\$53,203,881

OPERATING SURPLUS OF

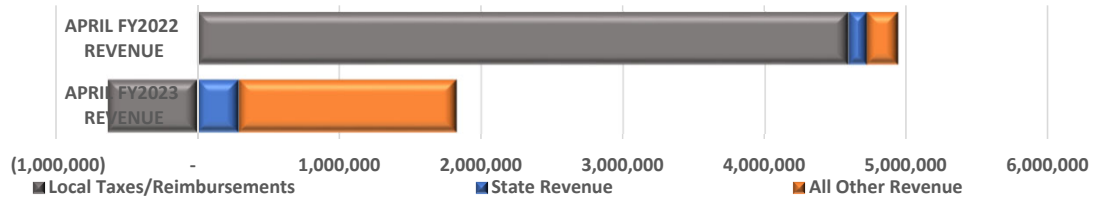
\$6,422,857

WILL INCREASE THE CASH BALANCE
BY THE END OF THE FISCAL YEAR

Current cash flow monthly trend-estimates indicate this year's ending June 30 cash balance will INCREASE \$6,422,857 compared to last fiscal year ending June 30. This surplus outcome is the result of the cash flow revenue estimate of \$113,264,802 totaling more than estimated cash flow expenditures of \$106,841,945.

FISCAL YEAR 2023 MONTHLY REVENUE ANALYSIS - APRIL

1. APRIL REVENUE COLLECTIONS COMPARED TO PRIOR YEAR



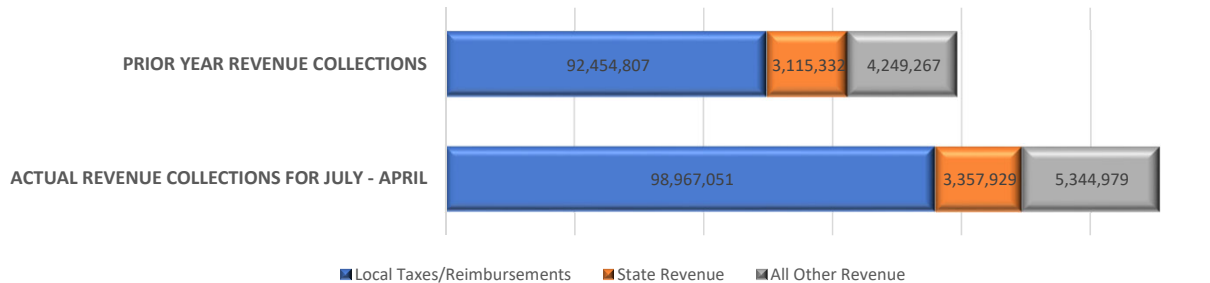
	Actual Revenue Collections For April	Prior Year Revenue Collections		Actual Compared to Last Year
Local Taxes/Reimbursements	(632,703)	4,587,236	▼	(5,219,939)
State Revenue	291,408	131,142	▲	160,266
All Other Revenue	1,535,369	222,671	▲	1,312,698
Total Revenue	1,194,074	4,941,050	▼	(3,746,975)

Actual revenue for the month was down

\$3,746,975
compared to last year.

Overall total revenue for April is down -75.8% (-\$3,746,975). The largest change in this April's revenue collected compared to April of FY2022 is lower homestead and rollback and other state reimbursements (-\$4,587,236) and higher miscellaneous receipts (\$637,318). A single month's results can be skewed compared to a prior year because of the timing of revenue received. The fiscal year-to-date results, when involving additional months of revenue activity can provide more insight.

2. ACTUAL REVENUE RECEIVED THROUGH APRIL COMPARED TO THE PRIOR YEAR



	Actual Revenue Collections For July - April	Prior Year Revenue Collections For July - April		Current Year Compared to Last Year
Local Taxes/Reimbursements	98,967,051	92,454,807	▲	6,512,244
State Revenue	3,357,929	3,115,332	▲	242,597
All Other Revenue	5,344,979	4,249,267	▲	1,095,712
Total Revenue	107,669,959	99,819,406	▲	7,850,553

COMPARED TO THE SAME PERIOD, TOTAL REVENUES ARE

\$7,850,553
HIGHER THAN THE PREVIOUS YEAR

Fiscal year-to-date General Fund revenue collected totaled \$107,669,959 through April, which is \$7,850,553 or 7.9% higher than the amount collected last year. The largest difference in revenue when comparing current year-to-date revenue collected through April to the same period last year is local taxes revenue coming in \$11,077,605 higher compared to the previous year, followed by homestead and rollback and other state reimbursements coming in -\$4,565,361 lower.

FISCAL YEAR 2023 REVENUE ANALYSIS - JULY - APRIL

3. POSSIBLE CASH FLOW VARIANCE FROM FORECAST DUE TO FYTD ACTUAL RESULTS

CURRENT YEAR-TO-DATE REVENUE COLLECTIONS INDICATE A
\$2,340,098
FAVORABLE COMPARED TO FORECAST

	Forecast Annual Revenue Estimates	Cash Flow Actual/Estimated Calculated Annual Amount	Current Year Forecast Compared to Actual/Estimated
Loc. Taxes/Reimbur.	102,615,621	103,629,751	1,014,130
State Revenue	3,900,334	4,125,029	224,695
All Other Revenue	4,408,749	5,510,022	1,101,273
Total Revenue	110,924,704	113,264,802	2,340,098

The top two categories (local taxes and refund of prior year expense), represents 70.2% of the variance between current revenue estimates and the amounts projected in the five year forecast.

The total variance of \$2,340,098 (current revenue estimates vs. amounts projected in the five year forecast) is equal to 2.11% forecast annual revenue

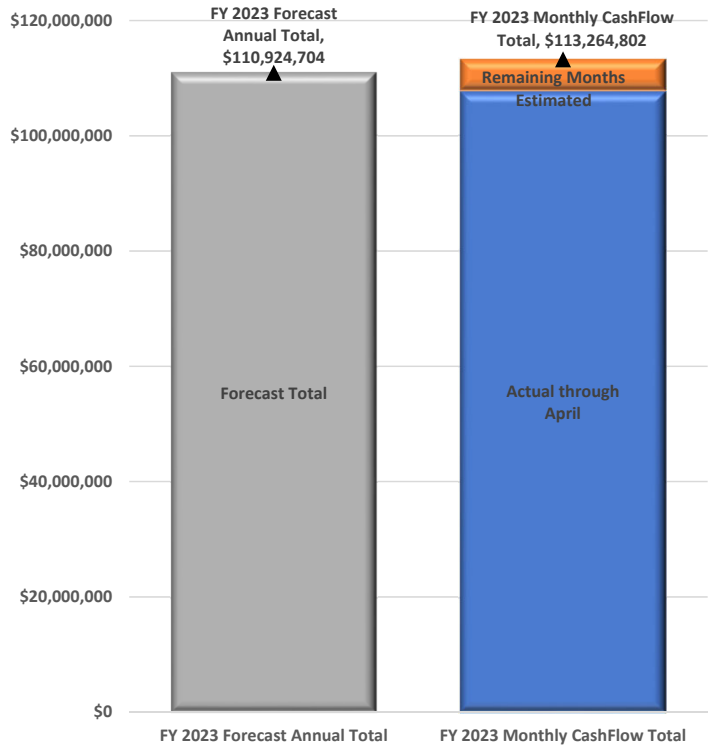
Top Forecast vs. Cash Flow Actual/Estimated Amounts

Variance Based on Actual/Estimated Annual Amount	Expected Over/(Under) Forecast
Local Taxes ▲	1,036,404
Refund of Prior Year Expense ▲	607,242
Miscellaneous Receipts ▲	396,456
Unrestricted Grants In Aid ▲	218,866
All Other Revenue Categories ▲	81,131
Total Revenue ▲	2,340,098

4. REVENUE VARIANCE ANALYSIS OF POTENTIAL IMPACT

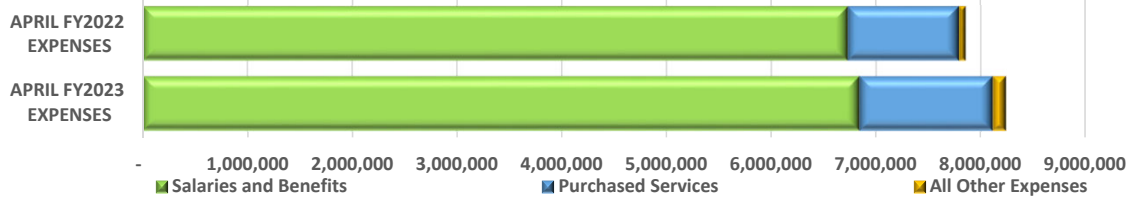
Results through April indicate a favorable variance of \$2,340,098 compared to the forecast total annual revenue. This means the forecast cash balance could be improved.

The fiscal year is 83% complete. Monthly cash flow, comprised of 10 actual months plus 2 estimated months indicates revenue totaling \$113,264,802 which is \$2,340,098 more than total revenue projected in the district's current forecast of \$110,924,704



FISCAL YEAR 2023 MONTHLY EXPENDITURE ANALYSIS - APRIL

1. APRIL EXPENDITURES COMPARED TO PRIOR YEAR



	Actual Expenses For April	Prior Year Expenditure Incurred		Actual Compared to Last Year
Salaries and Benefits	6,843,544	6,729,822	▲	113,722
Purchased Services	1,270,290	1,062,584	▲	207,705
All Other Expenses	125,415	65,953	▲	59,461
Total Expenditures	8,239,248	7,858,359	▲	380,889



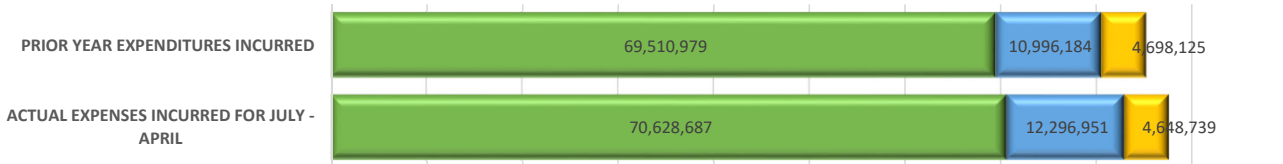
Actual expenses for the month was up

\$380,889

compared to last year.

Overall total expenses for April are up 4.8% (\$380,889). The largest change in this April's expenses compared to April of FY2022 is higher professional and technical services (\$140,100), higher equipment (\$69,148) and higher regular certified salaries (\$61,514). A single month's results can be skewed compared to a prior year because of the timing when expenses are incurred. The fiscal year-to-date results, when involving additional months of expense activity can provide more insight.

2. ACTUAL EXPENSES INCURRED THROUGH APRIL COMPARED TO THE PRIOR YEAR



	Actual Expenses For July - April	Prior Year Expenditures Incurred		Actual Compared to Last Year
Salaries and Benefits	70,628,687	69,510,979	▲	1,117,708
Purchased Services	12,296,951	10,996,184	▲	1,300,767
All Other Expenses	4,648,739	4,698,125	▼	(49,387)
Total Expenditures	87,574,377	85,205,289	▲	2,369,089

Compared to the same period, total expenditures are

\$2,369,089

higher than the previous year

Fiscal year-to-date General Fund expenses totaled \$87,574,377 through April, which is \$2,369,089 or 2.8% higher than the amount expended last year. The largest difference in expenditures when comparing current year-to-date expenditures through April to the same period last year is that professional and technical services costs are \$897,278 higher compared to the previous year, followed by regular certified salaries coming in \$736,683 higher and regular classified salaries coming in \$521,810 higher.

FISCAL YEAR 2023 EXPENDITURE ANALYSIS - JULY - APRIL

3. POSSIBLE CASH FLOW VARIANCE FROM FORECAST DUE TO FYTD ACTUAL RESULTS

**CURRENT YEAR-TO-DATE
EXPENDITURES INDICATE A**

\$486,538

**FAVORABLE COMPARED TO
FORECAST**

	Forecasted Annual Expenses	Cash Flow Actual/Estimated Calculated Annual Amount	Forecasted amount compared to Actual/Estimated
Salaries and Benefits	86,496,460	85,180,240	▼ (1,316,220)
Purchased Services	15,056,544	15,547,135	▲ 490,591
All Other Expenses	5,775,479	6,114,570	▲ 339,091
Total Expenditures	107,328,483	106,841,945	▼ (486,538)

The top two categories (regular certified salaries and transfers out), represents 30.8% of the variance between current expense estimates and the amounts projected in the five year forecast.

The total variance of \$486,538 (current expense estimates vs. amounts projected in the five year forecast) is equal to .5% of the total Forecasted annual expenses.

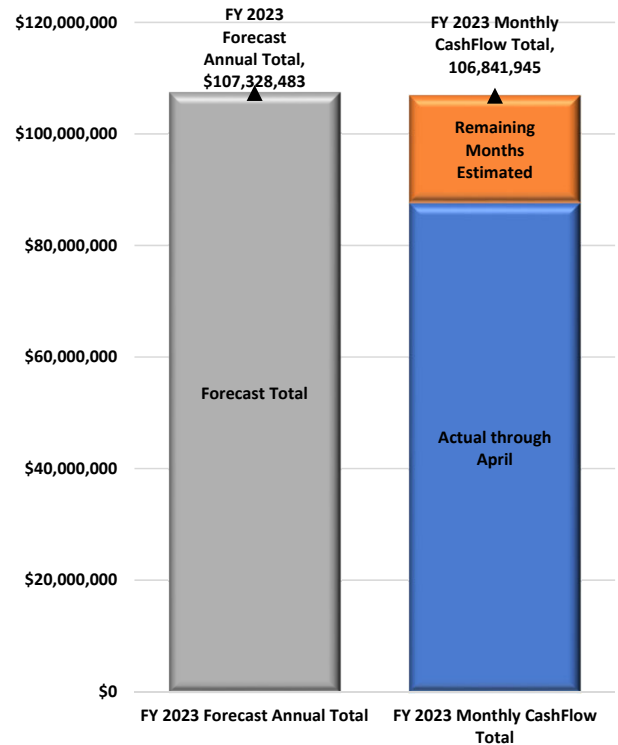
Top Forecast vs. Cash Flow Actual/Estimated Amounts

Variance Based on Actual/Estimated Annual Amount	Expected Over/(Under) Forecast
Regular Certified Salaries ▼	(750,635)
Transfers Out ▲	600,662
Insurance Certified ▼	(341,912)
Tuition and Similar Payments ▲	324,592
All Other Expense Categories ▼	(319,244)
Total Expenses ▼	(486,538)

4. EXPENDITURE VARIANCE ANALYSIS OF POTENTIAL IMPACT

Results through April indicate that Fiscal Year 2023 actual/estimated expenditures could total \$106,841,945 which has a favorable expenditure variance of \$486,538. This means the forecast cash balance could be improved.

The fiscal year is approximately 83% complete. Monthly cash flow, comprised of 10 actual months plus 2 estimated months indicates expenditures totaling \$106,841,945 which is -\$486,538 less than total expenditures projected in the district's current forecast of \$107,328,483



Upper Arlington City Schools Cash Summary Report

Full Account Code	Description	Initial Cash	MTD Received	FYTD Received	MTD Expended	FYTD Expended	Fund Balance	Encumbrance	Unencumbered Balance
Fund: 001									
001-0000	General Fund	\$ 46,727,143.09	\$ 1,193,973.08		\$ 8,239,248.22	\$ 87,572,089.19	\$ 66,824,450.06	\$ 4,296,064.07	\$ 62,528,385.99
				107,669,396.16					
001-9519	Legacy Capital Campaign	53,880.95	101.19	562.71	0.00	2,288.02	52,155.64	0.00	52,155.64
		\$ 46,781,024.04	\$ 1,194,074.27	\$ 107,669,958.87	\$ 8,239,248.22	\$ 87,574,377.21	\$ 66,876,605.70	\$ 4,296,064.07	\$ 62,580,541.63
Fund: 002									
002-0000	Bond Retirement Fund	8,142,356.02	0.00	15,173,903.73	0.00	11,585,752.18	11,730,507.57	3,958,788.78	7,771,718.79
		\$ 8,142,356.02	\$ 0.00	\$ 15,173,903.73	\$ 0.00	\$ 11,585,752.18	\$ 11,730,507.57	\$ 3,958,788.78	\$ 7,771,718.79
Fund: 003									
003-0000	Capital Project Fund	5,855,980.45	21,525.09	3,470,216.27	149,637.00	2,467,728.74	6,858,467.98	1,258,744.24	5,599,723.74
003-9099	Future Capital Project Reserve	0.00	211.06	751,845.75	0.00	0.00	751,845.75	0.00	751,845.75
		\$ 5,855,980.45	\$ 21,736.15	\$ 4,222,062.02	\$ 149,637.00	\$ 2,467,728.74	\$ 7,610,313.73	\$ 1,258,744.24	\$ 6,351,569.49
Fund: 004									
004-9017	2017 Construction & Renovations	7,707,865.84	23,847.56	181,300.08	281.25	2,554,383.88	5,334,782.04	2,844,031.95	2,490,750.09
		\$ 7,707,865.84	\$ 23,847.56	\$ 181,300.08	\$ 281.25	\$ 2,554,383.88	\$ 5,334,782.04	\$ 2,844,031.95	\$ 2,490,750.09
Fund: 006									
006-0000	Food Service Fund	1,106,590.12	239,283.87	2,365,643.49	236,786.08	2,066,824.35	1,405,409.26	123,899.99	1,281,509.27
006-9000	Food Service Fund	110,264.75	157,647.83	157,647.83	6,766.39	81,050.76	186,861.82	15,281.27	171,580.55
		\$ 1,216,854.87	\$ 396,931.70	\$ 2,523,291.32	\$ 243,552.47	\$ 2,147,875.11	\$ 1,592,271.08	\$ 139,181.26	\$ 1,453,089.82
Fund: 007									
007-9000	Unclaimed Funds	12,466.27	(282.00)	(3,606.50)	0.00	0.00	8,859.77	0.00	8,859.77
007-9004	BECS Building Fund Reserve	23,224.84	45.55	252.84	0.00	0.00	23,477.68	0.00	23,477.68
007-9005	BECS Staff Fund	0.00	0.00	365.00	0.00	0.00	365.00	0.00	365.00
007-9009	Classified Account Fund	2,197.03	0.00	0.00	0.00	0.00	2,197.03	0.00	2,197.03
007-9010	Barrington Fundraising	0.00	2,117.95	5,720.85	0.00	3,602.90	2,117.95	0.00	2,117.95
007-9040	Greensview Fundraiser	0.00	0.00	10,076.43	0.00	10,076.43	0.00	0.00	0.00
007-9045	Greensview Staff/Flower Fund	79.58	8.93	51.69	0.00	5.48	125.79	0.00	125.79
007-9050	Tremont Fundraiser	0.00	853.00	1,494.75	0.00	641.75	853.00	0.00	853.00
007-9055	Tremont Staff/Flower Fund	328.20	13.27	73.52	0.00	314.96	86.76	0.00	86.76
007-9060	Wickliffe Fundraiser	0.00	999.75	1,449.75	0.00	450.00	999.75	999.41	0.34
007-9066	Wickliffe Flower Fund	73.85	27.07	374.48	0.00	428.42	19.91	0.00	19.91
007-9080	Hastings Flower Fund	397.35	198.51	2,495.13	0.00	389.43	2,503.05	497.67	2,005.38
007-9090	Jones Fundraiser	0.00	64.00	1,242.55	0.00	1,178.55	64.00	0.00	64.00
007-9091	Jones Scholarships	11,895.14	870.00	4,160.00	3,705.00	3,705.00	12,350.14	0.00	12,350.14
007-9170	Windermere Flower Fund	3.86	2.23	2,422.53	0.00	562.50	1,863.89	0.00	1,863.89
007-9250	Central Office Staff Fund	1,163.68	0.35	(13.04)	0.00	0.00	1,150.64	0.00	1,150.64
007-9251	Leadership Team Fund	578.67	0.00	0.00	25.00	316.60	262.07	0.00	262.07
007-9252	Burbank Office Fund	2,062.10	10.35	60.71	0.00	1,426.38	696.43	0.00	696.43
007-9254	Operational Services Staff Fund	792.88	0.00	71.28	0.00	0.00	864.16	0.00	864.16

Upper Arlington City Schools Cash Summary Report

Full Account Code	Description	Initial Cash	MTD Received	FYTD Received	MTD Expended	FYTD Expended	Fund Balance	Encumbrance	Unencumbered Balance
007-9255	Transportation Staff Fund	\$ 1,546.13	\$ 20.16	\$ 167.76	\$ 0.00	\$ 0.00	\$ 1,713.89	\$ 0.00	\$ 1,713.89
007-9256	Mincy Staff Flower Fund	128.97	0.00	465.00	25.00	185.00	408.97	0.00	408.97
007-9257	District Trust Account	36,210.36	0.00	0.00	0.00	0.00	36,210.36	3,394.80	32,815.56
007-9259	Jones Staff Fund	239.14	(9.83)	51.86	0.00	191.21	99.79	150.00	(50.21)
007-9802	Hastings Scholarships	17,413.42	0.00	6,370.00	2,581.00	10,311.00	13,472.42	0.00	13,472.42
007-9804	Hastings Fundraiser	0.00	(174.00)	3,534.88	0.00	3,534.88	0.00	0.00	0.00
007-9904	BECS Family Fund	11,262.76	22.09	122.62	0.00	0.00	11,385.38	0.00	11,385.38
007-9999	Debi Casto UAHS Scholarship Fund	0.00	900,000.00	900,000.00	0.00	0.00	900,000.00	0.00	900,000.00
		\$ 122,064.23	\$ 904,787.38	\$ 937,404.09	\$ 6,336.00	\$ 37,320.49	\$ 1,022,147.83	\$ 5,041.88	\$ 1,017,105.95
Fund:	009								
009-9010	USS Barrington	5,905.43	75.00	20,320.00	452.28	14,138.99	12,086.44	5,497.06	6,589.38
009-9040	USS Greensview	3,427.92	0.00	11,375.00	619.71	11,445.64	3,357.28	5,405.18	(2,047.90)
009-9050	USS Tremont	11,613.97	125.00	15,930.00	337.12	11,018.59	16,525.38	989.34	15,536.04
009-9060	USS Wickliffe	1,244.15	75.00	12,125.00	523.35	10,566.96	2,802.19	851.42	1,950.77
009-9070	USS Windermere	13,764.11	150.00	14,635.00	329.30	18,600.85	9,798.26	383.40	9,414.86
009-9080	USS Hastings	6,450.57	15.00	12,105.95	182.64	12,201.43	6,355.09	62.80	6,292.29
009-9090	USS Jones	19,369.80	93.50	12,239.60	481.76	13,804.38	17,805.02	3,396.23	14,408.79
009-9091	Jones USF Phys Ed.	149.73	0.00	0.00	0.00	0.00	149.73	0.00	149.73
009-9100	USS High School Workbooks	9,113.28	0.00	0.00	0.00	1,950.45	7,162.83	0.00	7,162.83
009-9102	USS High School - Art	6,967.64	635.00	40,105.00	4,945.25	33,885.23	13,187.41	5,049.28	8,138.13
009-9103	USS High School - Industrial Tech	2,242.48	0.00	0.00	0.00	0.00	2,242.48	0.00	2,242.48
009-9113	USS UAHS - Science	13,993.09	285.00	33,505.00	1,289.18	17,094.97	30,403.12	19,646.44	10,756.68
009-9903	Jones Life Skills Fund	4,015.57	0.00	0.00	0.00	0.00	4,015.57	0.00	4,015.57
		\$ 98,257.74	\$ 1,453.50	\$ 172,340.55	\$ 9,160.59	\$ 144,707.49	\$ 125,890.80	\$ 41,281.15	\$ 84,609.65
Fund:	018								
018-9005	BECS Principal Account	10,941.87	0.00	2,624.82	829.99	3,975.92	9,590.77	5,064.00	4,526.77
018-9010	Barrington Principal Fund	14,577.08	8.38	3,994.37	357.03	15,173.08	3,398.37	3,345.46	52.91
018-9040	Greensview Principal Fund	39,433.39	0.00	2,503.94	5,608.30	15,915.81	26,021.52	665.00	25,356.52
018-9050	Tremont Principal Fund	2,681.41	0.00	4,254.99	202.37	3,164.17	3,772.23	1,878.36	1,893.87
018-9060	Wickliffe Principal Fund	8,429.43	0.00	12,930.26	4,295.90	14,892.73	6,466.96	2,240.70	4,226.26
018-9070	Windermere Principal Fund	15,359.35	0.00	4,313.93	190.00	3,631.81	16,041.47	1,375.95	14,665.52
018-9080	Hastings Principal Fund	23,812.13	0.00	15,691.68	2,102.27	11,184.45	28,319.36	1,222.62	27,096.74
018-9090	Jones Principal Fund	4,745.58	0.00	878.15	97.98	3,735.78	1,887.95	2,701.87	(813.92)
018-9100	High School Principal Fund	20,037.66	4,560.46	26,418.20	607.11	11,368.53	35,087.33	9,024.91	26,062.42
018-9101	PHYSICS TRIP	0.00	190.00	12,540.00	0.00	0.00	12,540.00	6,910.79	5,629.21
018-9104	IB Testing	600.00	0.00	0.00	0.00	600.00	0.00	0.00	0.00
018-9105	Transcript Process	41,334.10	197.73	12,224.79	0.00	1,924.33	51,634.56	1,203.95	50,430.61
018-9110	HS AP Fund	130,611.77	90.00	1,950.00	890.66	5,320.20	127,241.57	1,039.42	126,202.15
018-9252	Career Education Fund	0.00	0.00	15,578.40	0.00	0.00	15,578.40	0.00	15,578.40
		\$ 312,563.77	\$ 5,046.57	\$ 115,903.53	\$ 15,181.61	\$ 90,886.81	\$ 337,580.49	\$ 36,673.03	\$ 300,907.46

Upper Arlington City Schools Cash Summary Report

Full Account Code	Description	Initial Cash	MTD Received	FYTD Received	MTD Expended	FYTD Expended	Fund Balance	Encumbrance	Unencumbered Balance
Fund: 019									
019-9000	Other Grants-District Wide	\$ 11,927.21	\$ 0.00	\$ 18,310.00	\$ 885.96	\$ 18,788.41	\$ 11,448.80	\$ 5,707.00	\$ 5,741.80
019-9001	DRA	521,887.46	0.00	28,574.39	0.00	128,123.26	422,338.59	0.00	422,338.59
019-9005	Greensview UAEF Grant	0.00	0.00	1,920.00	0.00	1,305.14	614.86	41.67	573.19
019-9006	Cultural Links	6,864.61	0.00	0.00	0.00	0.00	6,864.61	0.00	6,864.61
019-9012	Barrington UAEF Grants	0.00	0.00	5,994.19	0.00	3,976.80	2,017.39	692.48	1,324.91
019-9050	Tremont UAEF Grants	0.00	0.00	2,435.73	0.00	1,649.37	786.36	285.00	501.36
019-9066	Wickliffe MH Local Grant	489.38	553.98	1,130.98	300.00	975.64	644.72	552.98	91.74
019-9083	Hastings UAEF Grants	0.00	180.00	8,481.00	0.00	6,749.05	1,731.95	1,080.56	651.39
019-9093	Borghetti Digital Library Fund	11,011.97	0.00	0.00	0.00	0.00	11,011.97	0.00	11,011.97
019-9094	Jones UAEF Grant	0.00	0.00	13,000.00	0.00	13,000.00	0.00	0.00	0.00
019-9100	Conley Media Literacy Fund	2,206.44	0.00	0.00	96.99	279.94	1,926.50	0.00	1,926.50
019-9101	UAHS Athletic Complex	37,006.40	4,283.75	15,518.92	5,350.00	19,588.97	32,936.35	0.00	32,936.35
019-9103	UA Rotary Foundation Fund	2,014.38	0.00	0.00	0.00	0.00	2,014.38	0.00	2,014.38
019-9105	Auditorium - UAHS	107,302.92	0.00	15,255.20	1,087.27	12,400.77	110,157.35	1,208.66	108,948.69
019-9110	HIGH SCHOOL UAEF GRANT	0.00	3,761.63	19,200.72	1,246.86	10,891.49	8,309.23	5,954.07	2,355.16
019-9116	Digital Conversion Protection Plan	90,605.87	499.00	145,421.00	0.00	133,449.14	102,577.73	1,181.05	101,396.68
019-9200	Grant/ Advertising - First Merchants	13,283.01	0.00	0.00	0.00	7,000.00	6,283.01	4,935.00	1,348.01
019-9203	Pepsi/Other	37,536.32	0.00	22,500.00	0.00	0.00	60,036.32	0.00	60,036.32
019-9700	Windermere UAEF Grant	0.00	0.00	1,914.96	200.00	1,889.63	25.33	0.00	25.33
019-9801	HASTINGS AMLE GRANT	3,776.18	0.00	0.00	0.00	0.00	3,776.18	0.00	3,776.18
019-9904	BECS-Library Fund	394.80	0.00	0.00	0.00	0.00	394.80	0.00	394.80
		\$ 846,306.95	\$ 9,278.36	\$ 299,657.09	\$ 9,167.08	\$ 360,067.61	\$ 785,896.43	\$ 21,638.47	\$ 764,257.96
Fund: 020									
020-9000	School Age Child Care Fund	437,663.97	181,140.00	739,525.19	47,137.95	554,454.34	622,734.82	28,574.56	594,160.26
020-9004	BECS Early Childhood Program Fund	922,243.98	228,598.34	2,178,198.19	180,400.68	1,877,938.88	1,222,503.29	53,165.18	1,169,338.11
020-9006	Summer Academy	35,118.42	0.00	0.00	0.00	0.00	35,118.42	0.00	35,118.42
020-9054	Personnel Fund - Background Checks	0.00	403.00	14,104.00	5,920.00	25,264.00	(11,160.00)	1,918.00	(13,078.00)
		\$ 1,395,026.37	\$ 410,141.34	\$ 2,931,827.38	\$ 233,458.63	\$ 2,457,657.22	\$ 1,869,196.53	\$ 83,657.74	\$ 1,785,538.79
Fund: 022									
022-0000	Agency Fund - UAEA	3,469.29	14,723.62	43,954.55	5,192.76	36,625.02	10,798.82	0.00	10,798.82
022-9181	UAHS Tournament Account	21,164.61	0.00	1,488.00	462.28	23,114.89	(462.28)	0.00	(462.28)
		\$ 24,633.90	\$ 14,723.62	\$ 45,442.55	\$ 5,655.04	\$ 59,739.91	\$ 10,336.54	\$ 0.00	\$ 10,336.54
Fund: 024									
024-9001	Self Insurance - Medical	9,951,675.89	1,048,494.52	10,415,027.96	778,168.40	9,886,760.44	10,479,943.41	773,618.55	9,706,324.86
024-9005	Workers Compensation - Self Insurance	662,494.22	7,924.16	75,833.88	2,450.35	91,868.83	646,459.27	22,950.00	623,509.27
		\$ 1,056,418.68	\$ 1,056,418.68	\$ 10,490,861.84	\$ 780,618.75	\$ 9,978,629.27	\$ 11,126,402.68	\$ 796,568.55	\$ 10,329,834.13
		10,614,170.11		10,490,861.84			11,126,402.68		10,329,834.13

Upper Arlington City Schools Cash Summary Report

Full Account Code	Description	Initial Cash	MTD Received	FYTD Received	MTD Expended	FYTD Expended	Fund Balance	Encumbrance	Unencumbered Balance
Fund: 026									
026-0000	Employee Benefits Fund	\$ 560,640.11	\$ 108,157.74	\$ 1,060,603.73	\$ 86,707.91	\$ 1,127,693.37	\$ 493,550.47	\$ 13,879.25	\$ 479,671.22
		\$ 560,640.11	\$ 108,157.74	\$ 1,060,603.73	\$ 86,707.91	\$ 1,127,693.37	\$ 493,550.47	\$ 13,879.25	\$ 479,671.22
Fund: 027									
027-9017	Workers Comp (OCIP) - Self Insurance	337,773.53	0.00	0.00	319.84	25,853.78	311,919.75	76,606.09	235,313.66
		\$ 337,773.53	\$ 0.00	\$ 0.00	\$ 319.84	\$ 25,853.78	\$ 311,919.75	\$ 76,606.09	\$ 235,313.66
Fund: 035									
035-0000	Termination Benefits Fund	557,242.90	0.00	1,000,000.00	0.00	1,147,128.66	410,114.24	0.00	410,114.24
		\$ 557,242.90	\$ 0.00	\$ 1,000,000.00	\$ 0.00	\$ 1,147,128.66	\$ 410,114.24	\$ 0.00	\$ 410,114.24
Fund: 070									
070-9519	Legacy Capital Projects	5,740,244.25	3,637.91	1,085,058.10	2,290.23	6,479,623.34	345,679.01	216,750.09	128,928.92
		\$ 5,740,244.25	\$ 3,637.91	\$ 1,085,058.10	\$ 2,290.23	\$ 6,479,623.34	\$ 345,679.01	\$ 216,750.09	\$ 128,928.92
Fund: 200									
200-9100	High School Arlingtonian	3,336.05	500.00	6,177.59	3,015.00	15,568.31	(6,054.67)	5,700.00	(11,754.67)
200-9101	High School Service Club Fund	2,624.09	0.00	500.00	0.00	522.00	2,602.09	0.00	2,602.09
200-9102	High School Environmental Club Fund	1,660.54	0.00	0.00	0.00	233.52	1,427.02	200.00	1,227.02
200-9103	High School Norwester Fund	30,947.76	344.00	1,244.00	0.00	4,608.17	27,583.59	0.00	27,583.59
200-9104	High School Art Club	271.99	0.00	0.00	0.00	0.00	271.99	0.00	271.99
200-9105	High School Debate Fund	2,235.69	0.00	4,386.21	0.00	5,618.99	1,002.91	0.00	1,002.91
200-9106	High School Drama Club Fund	8,248.96	590.00	5,522.00	930.00	4,290.49	9,480.47	1,250.00	8,230.47
200-9107	High School In The Know Fund	9,769.61	0.00	0.00	0.00	62.00	9,707.61	0.00	9,707.61
200-9108	High School Spirit Club Fund	2,260.77	150.00	1,486.00	0.00	1,439.31	2,307.46	0.00	2,307.46
200-9109	UAHS Medical Club	597.33	0.00	0.00	0.00	0.00	597.33	0.00	597.33
200-9111	High School Student Council Fund	12,793.39	0.00	41,629.09	9,991.43	35,215.64	19,206.84	1,165.93	18,040.91
200-9114	High School WARL TV Fund	52.00	0.00	0.00	0.00	140.36	(88.36)	0.00	(88.36)
200-9115	High School Science Club Fund	9,807.93	2,000.00	19,750.00	16,250.00	22,500.00	7,057.93	19,577.25	(12,519.32)
200-9117	High School Fencing Fund	889.03	0.00	510.00	0.00	0.00	1,399.03	0.00	1,399.03
200-9119	High School Global Language Fund	4,737.31	0.00	0.00	0.00	0.00	4,737.31	0.00	4,737.31
200-9120	High School Math Club Fund	1,873.05	0.00	0.00	0.00	0.00	1,873.05	0.00	1,873.05
200-9123	High School Chess Club Fund	877.73	0.00	0.00	0.00	0.00	877.73	0.00	877.73
200-9125	High School Photo Club Fund	770.18	0.00	0.00	0.00	0.00	770.18	0.00	770.18
200-9127	UAHS SCIENCE FAIR-OLYMPIAD	2,051.35	300.00	654.00	0.00	200.00	2,505.35	0.00	2,505.35
200-9128	High School JSA Club	931.66	0.00	0.00	0.00	0.00	931.66	0.00	931.66
200-9130	UA IDEA DAY	11,863.23	0.00	0.00	1,008.00	5,493.00	6,370.23	4,507.00	1,863.23
200-9131	High School Computer Science Club	0.00	0.00	1,325.00	0.00	66.83	1,258.17	35.00	1,223.17
200-9160	High School Class of 2026	0.00	0.00	4,933.88	0.00	435.60	4,498.28	39.89	4,458.39
200-9165	High School Class of 2025	365.64	3,000.00	2,862.40	0.00	2,661.00	567.04	0.00	567.04

Upper Arlington City Schools

Cash Summary Report

Full Account Code	Description	Initial Cash	MTD Received	FYTD Received	MTD Expended	FYTD Expended	Fund Balance	Encumbrance	Unencumbered Balance
200-9166	High School German Club	\$ 1,154.09	\$ 0.00	\$ 0.00	\$ 0.00	\$ 0.00	\$ 1,154.09	\$ 0.00	\$ 1,154.09
200-9167	High School French Club	111.29	0.00	0.00	0.00	0.00	111.29	0.00	111.29
200-9169	High School Spanish Club	599.78	0.00	775.00	149.80	589.30	785.48	810.16	(24.68)
200-9172	High School Class of 2021	4,620.46	0.00	0.00	0.00	0.00	4,620.46	0.00	4,620.46
200-9174	High School Class of 2024	7,095.19	23,365.69	30,689.44	0.00	17,583.64	20,200.99	3,041.22	17,159.77
200-9176	High School Class of 2023	24,470.55	0.00	2,270.00	0.00	5,806.33	20,934.22	1,897.87	19,036.35
200-9178	High School-Class of 2022	10,294.47	0.00	0.00	0.00	1,000.40	9,294.07	400.00	8,894.07
200-9179	High Engineering Club	2,555.58	0.00	0.00	0.00	1,285.08	1,270.50	270.12	1,000.38
200-9180	Class of 2026 - Senior Celebration	0.00	0.00	7,300.00	0.00	0.00	7,300.00	0.00	7,300.00
200-9181	Class of 2022 - Senior Celebration	5,294.59	0.00	0.00	0.00	634.48	4,660.11	0.00	4,660.11
200-9182	High School First Robotics	25,393.95	3,300.00	3,050.00	(1,502.75)	8,345.76	20,098.19	14,629.67	5,468.52
200-9183	Class of 2023 - Senior Celebration	0.00	0.00	6,100.00	0.00	0.00	6,100.00	1,855.20	4,244.80
200-9184	Class of 2024 Senior Celebration	3,300.00	0.00	1,750.00	0.00	0.00	5,050.00	0.00	5,050.00
200-9185	Class of 2025 Senior Celebration	3,300.00	0.00	1,750.00	0.00	0.00	5,050.00	0.00	5,050.00
200-9186	Class of 2027 Senior Celebration	0.00	0.00	9,237.00	0.00	0.00	9,237.00	0.00	9,237.00
200-9199	High School Scholarship Fund	6,017.07	0.00	0.00	0.00	0.00	6,017.07	0.00	6,017.07
200-9802	Hastings Drama Club Fund	28,390.79	495.00	29,088.90	315.75	21,458.54	36,021.15	0.00	36,021.15
200-9804	Hastings Yearbook Fund	1,944.62	0.00	245.00	0.00	932.00	1,257.62	0.00	1,257.62
200-9806	Hastings French Club Fund	333.26	0.00	0.00	0.00	0.00	333.26	0.00	333.26
200-9807	Hastings German Club Fund	576.96	0.00	0.00	0.00	0.00	576.96	0.00	576.96
200-9808	Hastings Spanish Club Fund	134.14	0.00	0.00	0.00	0.00	134.14	0.00	134.14
200-9809	Hastings Life Skills Fund	1,812.74	0.00	0.00	0.00	1,042.90	769.84	515.43	254.41
200-9814	Hastings MS Literary Magazine	867.91	0.00	0.00	0.00	0.00	867.91	0.00	867.91
200-9815	Hastings MS Robotics Club	1,682.06	0.00	0.00	0.00	0.00	1,682.06	0.00	1,682.06
200-9816	Hastings Best Buddies	363.00	1,521.00	1,521.00	760.75	760.75	1,123.25	200.00	923.25
200-9823	Hastings Class of 2029	0.00	0.00	5,175.00	0.00	688.26	4,486.74	225.00	4,261.74
200-9825	Hastings Service Club Fund	72.34	0.00	0.00	0.00	0.00	72.34	0.00	72.34
200-9826	Hastings Class of 2027	2,626.11	0.00	4,525.00	0.00	1,965.36	5,185.75	4,213.40	972.35
200-9829	HASTINGS CLASS 2028	2,584.90	0.00	4,600.00	0.00	1,711.60	5,473.30	225.00	5,248.30
200-9830	Hastings Class of 2026	1,530.52	0.00	0.00	0.00	1,530.52	0.00	0.00	0.00
200-9901	Jones Fall Production Fund	36,508.54	15,870.17	38,442.55	(778.00)	18,076.62	56,874.47	2,140.00	54,734.47
200-9904	Jones Student Council Fund	1,022.26	0.00	22.00	0.00	127.21	917.05	250.00	667.05
200-9905	Jones Yearbook Fund	48,257.03	600.00	2,700.00	0.00	0.00	50,957.03	0.00	50,957.03
200-9911	Jones German Club	205.00	0.00	0.00	0.00	0.00	205.00	0.00	205.00
200-9921	Jones Class of 2028	2,566.03	0.00	5,275.00	0.00	0.00	7,841.03	4,000.00	3,841.03
200-9922	Jones Class of 2027	690.37	0.00	4,500.00	0.00	0.00	5,190.37	5,000.00	190.37
200-9925	Jones Class of 2029	0.00	0.00	4,475.00	0.00	0.00	4,475.00	4,000.00	475.00
200-9927	Jones Class of 2026	2,972.71	0.00	0.00	0.00	2,972.71	0.00	0.00	0.00
		\$ 338,313.60	\$ 52,035.86	\$ 254,471.06	\$ 30,139.98	\$ 185,566.68	\$ 407,217.98	\$ 76,148.14	\$ 331,069.84

Upper Arlington City Schools

Cash Summary Report

Full Account Code	Description	Initial Cash	MTD Received	FYTD Received	MTD Expended	FYTD Expended	Fund Balance	Encumbrance	Unencumbered Balance
Fund:	300								
300-9001	Booster/PTO Supplementals	\$ 0.00	\$ 3,812.82	\$ 197,513.72	\$ 0.00	\$ 164,567.53	\$ 32,946.19	\$ 0.00	\$ 32,946.19
300-9010	Barrington School Library Fund	3,656.60	0.00	30.00	0.00	0.00	3,686.60	0.00	3,686.60
300-9050	Tremont Library Fund	2,280.66	16.60	16.60	528.31	888.06	1,409.20	0.00	1,409.20
300-9060	Wickliffe Library Fund	4,125.84	43.00	2,631.50	172.50	2,757.26	4,000.08	73.74	3,926.34
300-9070	Windermere Library Fund	2,442.12	0.00	11,044.20	0.00	10,607.86	2,878.46	2,068.22	810.24
300-9126	High School National Art Honor Society	2,781.24	34.00	1,914.00	804.66	1,254.06	3,441.18	299.34	3,141.84
300-9127	High School National Honor Society Fund	0.00	0.00	251.10	0.00	0.00	251.10	0.00	251.10
300-9128	High School - Community High School Fund	8,010.41	0.00	0.00	0.00	0.00	8,010.41	0.00	8,010.41
300-9129	High School Science National Honor Society	250.30	0.00	0.00	0.00	0.00	250.30	0.00	250.30
300-9130	Rise Cafe - Highschool	17,627.82	3,850.20	48,908.18	3,460.83	34,891.52	31,644.48	8,167.90	23,476.58
300-9133	High School Learning Center Fund	4,131.42	450.48	610.25	0.00	185.00	4,556.67	173.06	4,383.61
300-9137	High School Bear Paws Fund	3,818.82	2,146.00	2,146.00	0.00	417.72	5,547.10	1,418.00	4,129.10
300-9140	High School Literary Magazine Fund	348.31	0.00	0.00	0.00	0.00	348.31	0.00	348.31
300-9141	High School Store Fund	197,050.94	6,619.53	85,284.98	8,320.93	81,716.42	200,619.50	26,344.86	174,274.64
300-9143	High School Band Fund	6,411.94	50.00	4,500.00	0.00	2,362.13	8,549.81	1,000.00	7,549.81
300-9144	High School Orchestra Fund	2,584.79	621.98	9,078.22	414.00	8,230.78	3,432.23	1,201.87	2,230.36
300-9145	High School Athletic Fund	165,241.17	29,970.59	337,756.02	18,442.44	236,778.14	266,219.05	53,923.86	212,295.19
300-9148	UAHS PRINT SHOP-PAW PRINTS	2,409.56	330.00	1,606.00	42.48	42.48	3,973.08	1,822.12	2,150.96
300-9152	High School Student Account Fund	9,599.99	1,340.35	7,770.01	690.25	7,395.06	9,974.94	2,336.66	7,638.28
300-9154	High School Vocal Music	5,742.59	0.00	1,900.00	0.00	0.00	7,642.59	1,500.00	6,142.59
300-9158	Girl Basketball Camp	4,006.34	0.00	11,638.00	0.00	14,143.78	1,500.56	0.00	1,500.56
300-9159	Wrestling Camp	1,211.71	0.00	2,193.05	644.00	1,998.60	1,406.16	0.00	1,406.16
300-9160	Girls Volleyball Camp	11,692.39	1,500.00	5,725.00	500.00	11,792.59	5,624.80	0.00	5,624.80
300-9161	Tennis Camp	5,650.00	525.00	1,125.00	0.00	3,420.00	3,355.00	0.00	3,355.00
300-9162	Baseball Camp	9,450.00	1,690.00	10,690.00	0.00	9,376.30	10,763.70	1,483.91	9,279.79
300-9163	Field Hockey Camp	0.00	2,700.00	4,500.00	0.00	0.00	4,500.00	0.00	4,500.00
300-9164	Softball Camp	0.00	2,380.00	2,380.00	0.00	0.00	2,380.00	0.00	2,380.00
300-9166	ESL	779.45	0.00	0.00	0.00	0.00	779.45	0.00	779.45
300-9168	High School R&D Lab	11,608.99	0.00	10,425.00	53.00	12,024.53	10,009.46	726.90	9,282.56
300-9169	High School Ambassadors of Change	246.90	0.00	0.00	0.00	0.00	246.90	0.00	246.90
300-9181	UAHS Tournament Account	0.00	(8,567.50)	15,747.86	(1,200.00)	15,347.86	400.00	4,431.12	(4,031.12)
300-9210	Barrington Field Trip	41,498.18	100.00	1,321.96	4,803.92	17,543.12	25,277.02	10,954.76	14,322.26
300-9240	Greensview Field Trip	6,627.76	0.00	8,600.00	1,129.00	3,314.96	11,912.80	4,851.68	7,061.12
300-9250	Tremont Field Trip	0.00	0.00	8,969.00	0.00	2,162.76	6,806.24	7,070.46	(264.22)

Upper Arlington City Schools Cash Summary Report

Full Account Code	Description	Initial Cash	MTD Received	FYTD Received	MTD Expended	FYTD Expended	Fund Balance	Encumbrance	Unencumbered Balance
300-9260	Wickliffe Field Trip	\$ 205.35	\$ 0.00	\$ 9,458.67	\$ 1,976.16	\$ 6,571.70	\$ 3,092.32	\$ 2,333.92	\$ 758.40
300-9261	Wickliffe Field Trip Admissions	0.00	0.00	10,500.00	2,991.00	9,548.00	952.00	0.00	952.00
300-9270	Windermere Field Trip	909.27	0.00	6,300.00	571.66	2,145.18	5,064.09	7,490.72	(2,426.63)
300-9805	Hastings Garden Fund	1,106.89	0.00	0.00	0.00	80.43	1,026.46	69.57	956.89
300-9815	Hastings Athletic Fund	11,721.01	435.00	50,649.00	2,054.66	34,287.12	28,082.89	14,390.17	13,692.72
300-9816	Hastings/Jones DC Class Trip	0.00	300.00	28,871.50	60.75	10,854.78	18,016.72	2,300.00	15,716.72
300-9817	Hastings BEARS	966.59	0.00	0.00	0.00	0.00	966.59	0.00	966.59
300-9820	Hastings Media Center Fund	102.15	0.00	0.00	0.00	0.00	102.15	0.00	102.15
300-9821	Hastings Band Fund	10,344.94	0.00	0.00	0.00	3,264.29	7,080.65	1,034.51	6,046.14
300-9822	Hastings Ski Club Fund	33,672.25	0.00	35,500.00	0.00	26,941.01	42,231.24	200.00	42,031.24
300-9823	Hastings Orchestra Fund	12,670.20	59.99	5,046.87	0.00	8,178.90	9,538.17	250.00	9,288.17
300-9824	Hastings Vocal Music Fund	4,557.75	0.00	2,773.06	36.93	3,413.34	3,917.47	350.79	3,566.68
300-9826	Hastings 6th Grade Camp	11,183.74	0.00	36,890.00	0.00	36,158.71	11,915.03	0.00	11,915.03
300-9827	HASTINGS 7TH GRADE TRIP	0.00	0.00	0.00	(1,000.00)	0.00	0.00	0.00	0.00
300-9828	Hastings 6th Grade Mentor Program	2,394.00	0.00	11.00	0.00	0.00	2,405.00	0.00	2,405.00
300-9909	Jones Vocal Music Fund	6,335.13	0.00	76.00	54.99	640.44	5,770.69	171.00	5,599.69
300-9910	Jones Band Fund	12,955.54	0.00	0.00	0.00	178.88	12,776.66	136.00	12,640.66
300-9911	Jones Athletic Fund	1,343.14	420.00	55,100.00	4,697.53	42,986.59	13,456.55	10,689.81	2,766.74
300-9913	Jones Ski Club Fund	60,199.08	0.00	53,750.00	0.00	37,618.38	76,330.70	0.00	76,330.70
300-9916	Jones Media Center Fund	3,465.67	0.00	185.00	0.00	219.18	3,431.49	483.84	2,947.65
300-9918	Jones Orchestra	3,411.45	14,056.95	18,252.93	330.00	2,932.42	18,731.96	12,985.00	5,746.96
300-9919	Upper Arlington Taekwondo Club	1,033.47	0.00	0.00	0.00	0.00	1,033.47	0.00	1,033.47
300-9920	Jones 7th Grade Service Club	3,547.67	0.00	0.00	0.00	3,547.67	0.00	0.00	0.00
300-9921	JONES MENTOR PROGRAM FUND	3,468.49	0.00	494.00	0.00	2,296.54	1,665.95	0.00	1,665.95
300-9923	Jones - ROX	2,069.00	0.00	0.00	0.00	0.00	2,069.00	0.00	2,069.00
300-9926	Jones 6th Grade Camp	5,487.04	0.00	32,075.00	0.00	31,712.04	5,850.00	0.00	5,850.00
300-9927	Jones 7th Grade Camp Club	8,121.55	30,600.00	30,600.00	1,116.00	4,116.00	34,605.55	31,594.00	3,011.55
300-9928	Jones Track and Field Fund	7,552.69	0.00	0.00	0.00	0.00	7,552.69	0.00	7,552.69
		\$ 740,110.30	\$ 95,484.99	\$ 1,172,808.68	\$ 51,696.00	\$ 910,910.12	\$ 1,002,008.86	\$ 214,327.79	\$ 787,681.07
Fund:	401								
401-9022	AUXILIARY SERVICES	57,838.38	380.22	167,531.49	2,970.59	29,401.95	195,967.92	60,131.21	135,836.71
401-9122	AUXILIARY SERVICES	173,629.46	890.38	395,257.00	39,531.07	109,974.63	458,911.83	106,718.57	352,193.26
		\$ 231,467.84	\$ 1,270.60	\$ 562,788.49	\$ 42,501.66	\$ 139,376.58	\$ 654,879.75	\$ 166,849.78	\$ 488,029.97
Fund:	467								
467-9020	Student Wellness and Success	245,693.70	0.00	0.00	(8,411.59)	238,015.96	7,677.74	1,969.40	5,708.34
		\$ 245,693.70	\$ 0.00	\$ 0.00	\$ (8,411.59)	\$ 238,015.96	\$ 7,677.74	\$ 1,969.40	\$ 5,708.34
Fund:	499								
499-9023	FY23 Psych Intern Grant	0.00	14,028.60	23,070.30	3,616.69	26,906.02	(3,835.72)	0.00	(3,835.72)
		\$ 0.00	\$ 14,028.60	\$ 23,070.30	\$ 3,616.69	\$ 26,906.02	\$ (3,835.72)	\$ 0.00	\$ (3,835.72)
Fund:	507								

Upper Arlington City Schools Cash Summary Report

Full Account Code	Description	Initial Cash	MTD Received	FYTD Received	MTD Expended	FYTD Expended	Fund Balance	Encumbrance	Unencumbered Balance
507-9022	ESSER 2	\$ (134,827.00)	\$ 0.00	\$ 167,252.94	\$ 0.00	\$ 32,441.89	\$ (15.95)	\$ 0.00	\$ (15.95)
507-9122	ESSERS III	(23,163.60)	0.00	236,070.95	356.25	213,263.60	(356.25)	0.00	(356.25)
507-9123	ESSERS II - State	0.00	491,857.49	765,906.25	75,359.86	854,433.51	(88,527.26)	301,784.85	(390,312.11)
507-9423	ESSER II NON STATE	0.00	0.00	38,441.71	8,045.98	46,571.61	(8,129.90)	24,097.58	(32,227.48)
507-9523	APR ESSER III NON STATE	0.00	0.00	14,054.34	0.00	14,054.34	0.00	0.00	0.00
Fund: 516		\$ (157,990.60)	\$ 491,857.49	\$ 1,221,726.19	\$ 83,762.09	\$ 1,160,764.95	\$ (97,029.36)	\$ 325,882.43	\$ (422,911.79)
516-9022	IDEA PART B GRANTS	(170,551.74)	0.00	324,096.86	0.00	153,545.12	0.00	0.00	0.00
516-9023	IDEA PART B GRANTS	0.00	0.00	504,577.05	110,922.04	1,192,826.31	(688,249.26)	7,197.98	(695,447.24)
516-9122	ARP IDEA Part B	(51,028.18)	0.00	86,711.29	0.00	36,976.63	(1,293.52)	0.00	(1,293.52)
516-9123	IDEA PART B GRANTS	0.00	0.00	24,038.50	28,173.34	235,656.62	(211,618.12)	21,652.00	(233,270.12)
Fund: 551		\$ (221,579.92)	\$ 0.00	\$ 939,423.70	\$ 139,095.38	\$ 1,619,004.68	\$ (901,160.90)	\$ 28,849.98	\$ (930,010.88)
551-9023	LIMITED ENGLISH PROFICIENCY	0.00	1,000.00	5,950.72	1,603.92	7,554.64	(1,603.92)	12,207.05	(13,810.97)
551-9123	LIMITED ENGLISH - IMMIGRANT	0.00	1,701.39	1,701.39	563.18	2,264.57	(563.18)	1,514.00	(2,077.18)
Fund: 572		\$ 0.00	\$ 2,701.39	\$ 7,652.11	\$ 2,167.10	\$ 9,819.21	\$ (2,167.10)	\$ 13,721.05	\$ (15,888.15)
572-9022	TITLE I DISADVANTAGED CHILDREN	(41,268.57)	0.00	76,025.02	0.00	34,756.45	0.00	0.00	0.00
572-9023	TITLE I DISADVANTAGED CHILDREN	0.00	69,648.42	190,790.23	23,190.56	213,980.79	(23,190.56)	0.00	(23,190.56)
572-9122	TITLE I DISADVANTAGED CHILDREN	(7,031.36)	0.00	7,031.36	0.00	0.00	0.00	0.00	0.00
Fund: 584		\$ (48,299.93)	\$ 69,648.42	\$ 273,846.61	\$ 23,190.56	\$ 248,737.24	\$ (23,190.56)	\$ 0.00	\$ (23,190.56)
584-9022	TITLE IV, PART A, STUDENT SUPPORT AND ACADEMIC ENRICHMENT PROGRAMS	(733.67)	0.00	2,049.42	0.00	1,315.75	0.00	0.00	0.00
584-9023	TITLE IV, PART A, STUDENT SUPPORT AND ACADEMIC ENRICHMENT PROGRAMS	0.00	16,228.74	19,096.10	0.00	19,096.10	0.00	1,639.31	(1,639.31)
Fund: 590		\$ (733.67)	\$ 16,228.74	\$ 21,145.52	\$ 0.00	\$ 20,411.85	\$ 0.00	\$ 1,639.31	\$ (1,639.31)
590-9022	IMPROVING TEACHER QUALITY	(34,278.86)	0.00	36,818.11	0.00	2,539.25	0.00	0.00	0.00
590-9023	IMPROVING TEACHER QUALITY	0.00	19,041.22	40,126.63	1,650.00	41,776.63	(1,650.00)	2,000.00	(3,650.00)
Fund: 599		\$ (34,278.86)	\$ 19,041.22	\$ 76,944.74	\$ 1,650.00	\$ 44,315.88	\$ (1,650.00)	\$ 2,000.00	\$ (3,650.00)
599-9023	SAFETY GRANT FUND	0.00	3,151.54	803,151.54	0.00	0.00	803,151.54	0.00	803,151.54
Grand Total		\$ 91,405,707.54	\$ 4,915,683.63	\$ 153,266,643.82	\$ 10,151,022.49	\$ 132,843,254.24	\$ 111,829,097.12	\$ 14,620,294.43	\$ 97,208,802.69

**Upper Arlington City Schools
Concentration Bank Reconciliation
April 30, 2023**

Description	Beg. Bal.	Receipts	Disburse	End. Bal.
Accounts				
Huntington Bank - General	25,098,706.14	3,767,170.04	13,099,016.16	15,766,860.02
Huntington Bank - Workers' Comp Acct	10,000.00			10,000.00
Star Ohio	21,108,636.13	87,515.38		21,196,151.51
Legacy Campaign	392,336.43	2,274.42		394,610.85
Board of Education Escrow	10,000.00			10,000.00
Wells Fargo - Worker's Comp				-
Arbiter Pay	55,686.95	18,000.00		73,686.95
Investments				
Huntington Investment Account - General	64,765,293.03	4,036,602.04		68,801,895.07
Huntington Investment Account - Building	5,321,173.53	23,847.56		5,345,021.09
Huntington Investment Account - Bond Retirement	-			-
Huntington Investment Account - CP Reserve	748,789.20	211.06		749,000.26
Columbus Foundation Legacy Fund	3,267.97	\$ 701.87		3,969.84
Outstanding Checks				
Less O/S checks prior month	(449,853.40)	-	(449,853.40)	-
Add: O/S checks current month	-	-	522,561.34	(522,561.34)
Less: Worker's Comp O/S prior Month		-		-
Add: Worker's Comp O/S current Month		-		-
Petty Cash Accounts:				
Early Childhood Program Petty Cash	50.00	-	-	50.00
Food Service (H.S.) Petty Cash	50.00	-	-	50.00
UAHS Book Store Change Funds	300.00	-	-	300.00
Payroll Refund Transfer				62.87
				-
BANK TOTALS	117,064,435.98	7,936,322.37	13,171,724.10	111,829,097.12
BOOK TOTALS	117,064,435.98	4,065,998.17	13,329,783.98	111,829,097.12