

FISCAL YEAR 2024 REVENUE AND EXPENDITURE ANALYSIS THROUGH AUGUST

1. ACTUAL COMPARED TO FORECAST VARIANCE AND NET FAVORABILITY ANALYSIS

CURRENT YEAR-TO-DATE REVENUE COLLECTIONS INDICATE A

\$231,999

FAVORABLE COMPARED TO FORECAST

CURRENT YEAR-TO-DATE EXPENDITURES INDICATE A

\$208,590

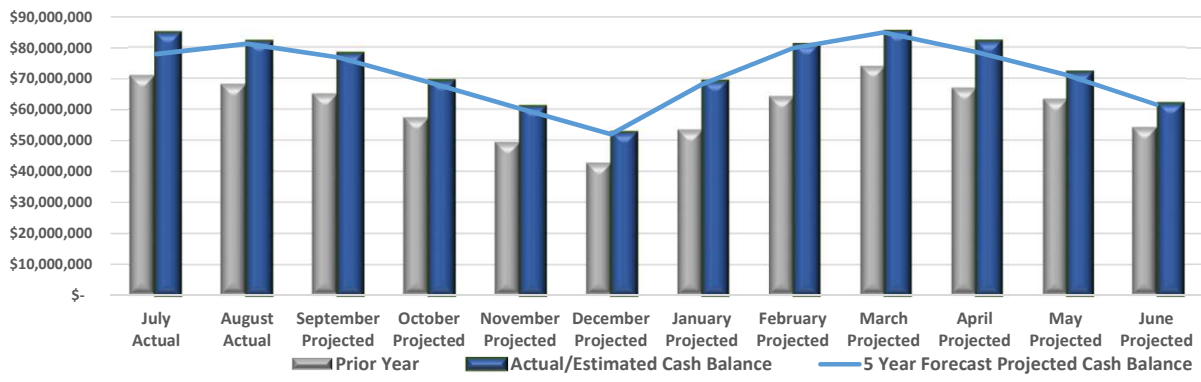
FAVORABLE COMPARED TO FORECAST

POTENTIAL NET IMPACT WOULD RESULT IN A

\$440,588

FAVORABLE IMPACT ON THE CASH BALANCE

2. VARIANCE AND CASH BALANCE COMPARISON



CURRENT MONTHLY CASH FLOW ESTIMATES A JUNE 30, 2024 CASH BALANCE OF

\$62,071,184


Current monthly cash flow estimates, including actual data through August indicate that the June 30, 2024 cash balance will be \$62,071,184, which is \$440,588 more than the five year forecast of \$61,630,596.

June 30 ESTIMATED CASH BALANCE IS

\$440,588

MORE THAN THE FORECAST/BUDGET AMOUNT

3. FISCAL YEAR 2024 REVENUE SHORTFALL/SURPLUS ANALYSIS (BASED UPON ACTUAL/ESTIMATED VARIANCE)



OPERATING SURPLUS OF

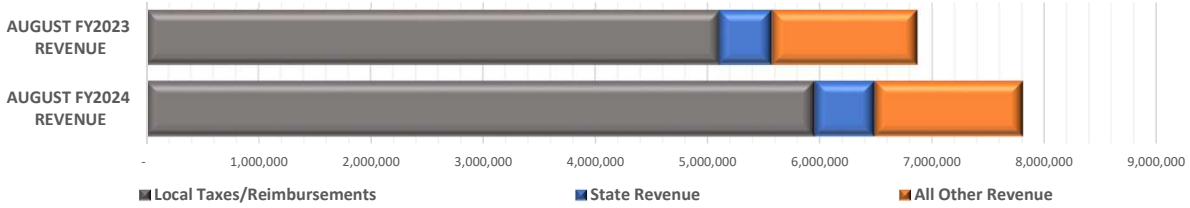
\$7,985,189

WILL INCREASE THE CASH BALANCE BY THE END OF THE FISCAL YEAR

Current cash flow monthly trend-estimates indicate this year's ending June 30 cash balance will INCREASE \$7,985,189 compared to last fiscal year ending June 30. This surplus outcome is the result of the cash flow revenue estimate of \$121,038,468 totaling more than estimated cash flow expenditures of \$113,053,278.

FISCAL YEAR 2024 MONTHLY REVENUE ANALYSIS - AUGUST

1. AUGUST REVENUE COLLECTIONS COMPARED TO PRIOR YEAR



	Actual Revenue Collections For August	Prior Year Revenue Collections		Actual Compared to Last Year
Local Taxes/Reimbursements	5,954,166	5,097,227	▲	856,939
State Revenue	533,576	476,314	▲	57,262
All Other Revenue	1,321,265	1,295,662	▲	25,603
Total Revenue	7,809,008	6,869,203	▲	939,805

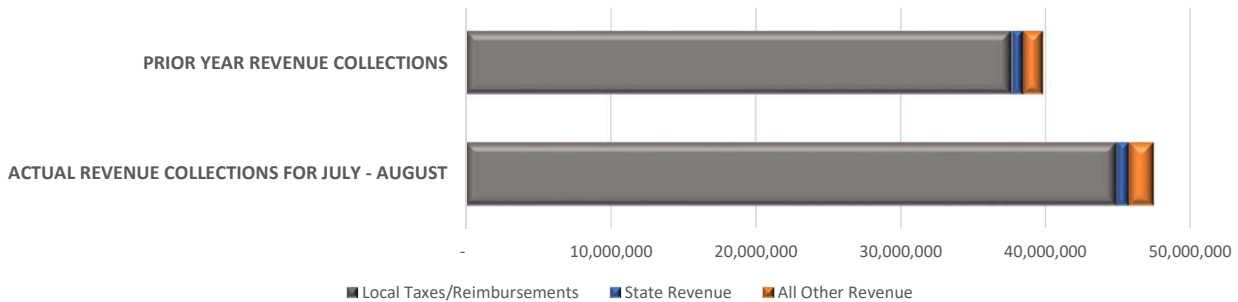
Actual revenue for the month was up

\$939,805

compared to last year.

Overall total revenue for August is up 13.7% (\$939,805). The largest change in this August's revenue collected compared to August of FY2023 is higher local taxes (\$856,939) and lower advances in (-\$729,320). A single month's results can be skewed compared to a prior year because of the timing of revenue received. The fiscal year-to-date results, when involving additional months of revenue activity can provide more insight.

2. ACTUAL REVENUE RECEIVED THROUGH AUGUST COMPARED TO THE PRIOR YEAR



	Actual Revenue Collections For July - August	Prior Year Revenue Collections For July - August		Current Year Compared to Last Year
Local Taxes/Reimbursements	44,923,266	37,697,327	▲	7,225,939
State Revenue	827,704	741,658	▲	86,046
All Other Revenue	1,721,271	1,401,343	▲	319,928
Total Revenue	47,472,241	39,840,328	▲	7,631,913

COMPARED TO THE SAME PERIOD, TOTAL REVENUES ARE

\$7,631,913

HIGHER THAN THE PREVIOUS YEAR

Fiscal year-to-date General Fund revenue collected totaled \$47,472,241 through August, which is \$7,631,913 or 19.2% higher than the amount collected last year. The largest difference in revenue when comparing current year-to-date revenue collected through August to the same period last year is local taxes revenue coming in \$7,225,939 higher compared to the previous year, followed by advances in coming in - \$729,320 lower.

FISCAL YEAR 2024 REVENUE ANALYSIS - JULY - AUGUST

3. POSSIBLE CASH FLOW VARIANCE FROM FORECAST DUE TO FYTD ACTUAL RESULTS

CURRENT YEAR-TO-DATE REVENUE
COLLECTIONS INDICATE A

\$231,999

FAVORABLE COMPARED TO
FORECAST

	Forecast Annual Revenue Estimates	Cash Flow Actual/Estimated Calculated Annual Amount	Current Year Forecast Compared to Actual/Estimated
Loc. Taxes/Reimbur.	112,080,324	112,148,674	68,350
State Revenue	4,359,149	4,418,097	58,948
All Other Revenue	4,366,996	4,471,696	104,700
Total Revenue	120,806,469	121,038,468	231,999

Top Forecast vs. Cash Flow Actual/Estimated Amounts

Variance Based on Actual/Estimated Annual Amount	Expected Over/(Under) Forecast
Investment Earnings ▲	115,283
Local Taxes ▲	71,593
Advances In ▼	(68,339)
Miscellaneous Receipts ▲	45,805
All Other Revenue Categories ▲	67,657
Total Revenue ▲	231,998

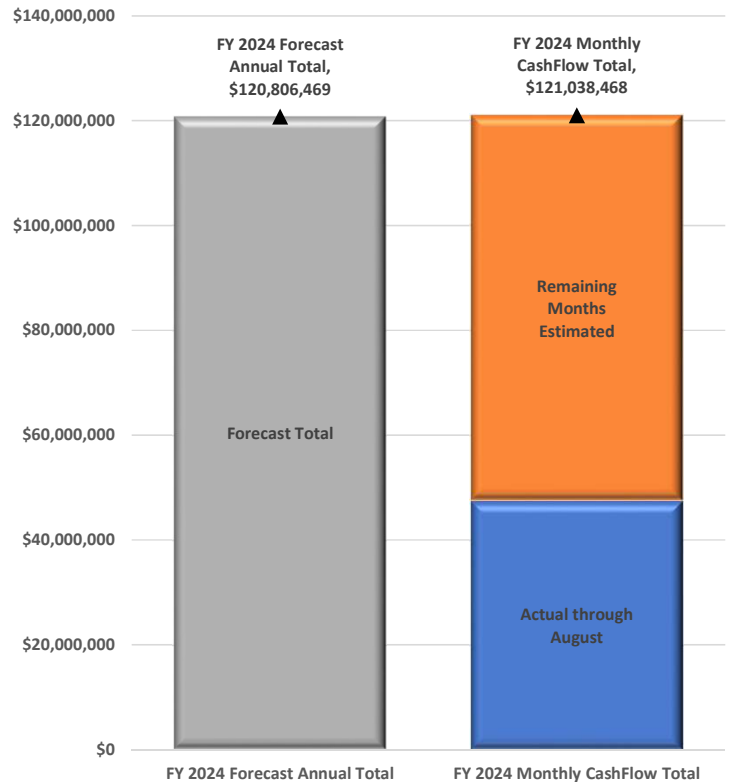
The top two categories (investment earnings and local taxes), represents 80.6% of the variance between current revenue estimates and the amounts projected in the five year forecast.

The total variance of \$231,999 (current revenue estimates vs. amounts projected in the five year forecast) is equal to .19% forecast annual revenue

4. REVENUE VARIANCE ANALYSIS OF POTENTIAL IMPACT

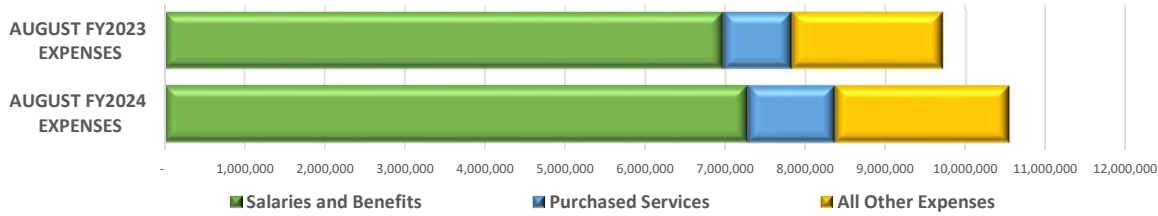
Results through August indicate a favorable variance of \$231,999 compared to the forecast total annual revenue. This means the forecast cash balance could be improved.

The fiscal year is 17% complete. Monthly cash flow, comprised of 2 actual months plus 10 estimated months indicates revenue totaling \$121,038,468 which is \$231,999 more than total revenue projected in the district's current forecast of \$120,806,469



FISCAL YEAR 2024 MONTHLY EXPENDITURE ANALYSIS - AUGUST

1. AUGUST EXPENDITURES COMPARED TO PRIOR YEAR



	Actual Expenses For August	Prior Year Expenditure Incurred		Actual Compared to Last Year
Salaries and Benefits	7,277,452	6,973,256	▲	304,196
Purchased Services	1,090,917	851,899	▲	239,018
All Other Expenses	2,175,132	1,887,333	▲	287,799
Total Expenditures	10,543,501	9,712,488	▲	831,013



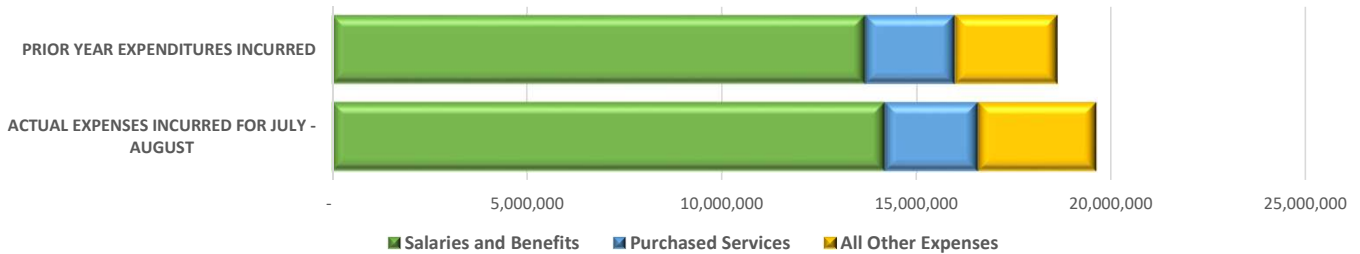
Actual expenses for the month was up

\$831,013

compared to last year.

Overall total expenses for August are up 8.6% (\$831,013). The largest change in this August's expenses compared to August of FY2023 is higher regular certified salaries (\$215,712), higher non - utility property services (\$210,423) and higher insurance (\$94,451). A single month's results can be skewed compared to a prior year because of the timing when expenses are incurred. The fiscal year-to-date results, when involving additional months of expense activity can provide more insight.

2. ACTUAL EXPENSES INCURRED THROUGH AUGUST COMPARED TO THE PRIOR YEAR



	Actual Expenses For July - August	Prior Year Expenditures Incurred		Actual Compared to Last Year
Salaries and Benefits	14,173,021	13,667,061	▲	505,960
Purchased Services	2,390,770	2,303,993	▲	86,777
All Other Expenses	3,043,069	2,631,886	▲	411,183
Total Expenditures	19,606,859	18,602,940	▲	1,003,919

Compared to the same period, total expenditures are

\$1,003,919

higher than the previous year

Fiscal year-to-date General Fund expenses totaled \$19,606,859 through August, which is \$1,003,919 or 5.4% higher than the amount expended last year. The largest difference in expenditures when comparing current year-to-date expenditures through August to the same period last year is that regular certified salaries costs are \$363,801 higher compared to the previous year, followed by textbooks coming in \$228,929 higher and professional and technical services coming in \$146,698 higher.

FISCAL YEAR 2024 EXPENDITURE ANALYSIS - JULY - AUGUST

3. POSSIBLE CASH FLOW VARIANCE FROM FORECAST DUE TO FYTD ACTUAL RESULTS

CURRENT YEAR-TO-DATE
EXPENDITURES INDICATE A

\$208,590

FAVORABLE COMPARED TO
FORECAST

	Forecasted Annual Expenses	Cash Flow Actual/Estimated Calculated Annual Amount	Forecasted amount compared to Actual/Estimated
Salaries and Benefits	90,869,239	90,757,209	▼ (112,030)
Purchased Services	16,013,191	15,867,355	▼ (145,836)
All Other Expenses	6,379,438	6,428,714	▲ 49,276
Total Expenditures	113,261,868	113,053,278	▼ (208,590)

The top two categories (professional and technical services and dues and fees), represents 67.3% of the variance between current expense estimates and the amounts projected in the five year forecast.

The total variance of \$208,590 (current expense estimates vs. amounts projected in the five year forecast) is equal to .2% of the total Forecasted annual expenses.

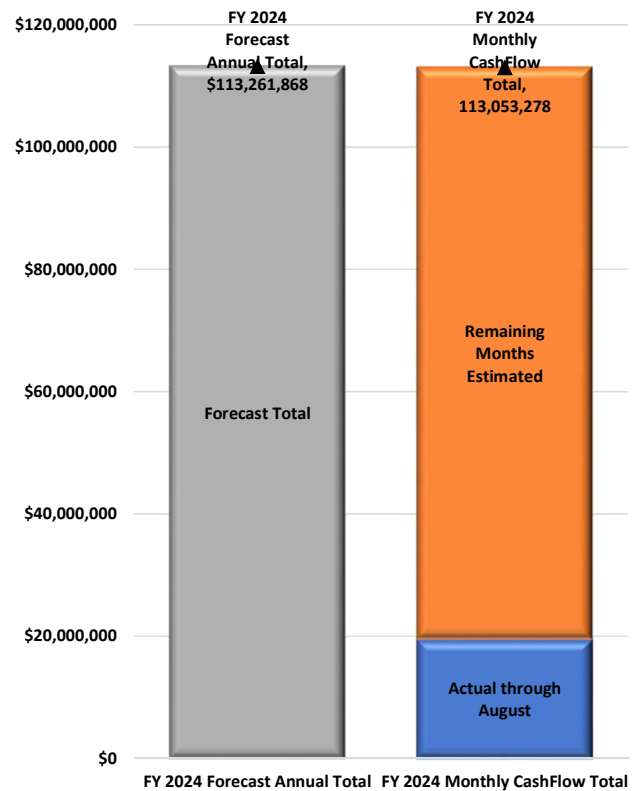
Top Forecast vs. Cash Flow Actual/Estimated Amounts

Variance Based on Actual/Estimated Annual Amount	Expected Over/(Under) Forecast
Professional and Technical Services	▼ (177,643)
Dues and Fees	▲ 37,164
General Supplies	▼ (35,033)
Retirement Classified	▲ 29,115
All Other Expense Categories	▼ (62,193)
Total Expenses	▼ (208,590)

4. EXPENDITURE VARIANCE ANALYSIS OF POTENTIAL IMPACT

Results through August indicate that Fiscal Year 2024 actual/estimated expenditures could total \$113,053,278 which has a favorable expenditure variance of \$208,590. This means the forecast cash balance could be improved.

The fiscal year is approximately 17% complete. Monthly cash flow, comprised of 2 actual months plus 10 estimated months indicates expenditures totaling \$113,053,278 which is -\$208,590 less than total expenditures projected in the district's current forecast of \$113,261,868



Upper Arlington City Schools Cash Summary Report

Full Account Code	Description	Initial Cash	MTD Received	FYTD Received	MTD Expended	FYTD Expended	Fund Balance	Encumbrance	Unencumbered Balance
Fund:	001								
001-0000	General Fund	\$ 54,033,658.27	\$ 7,808,798.44	\$ 47,471,680.23	\$ 10,543,500.69	\$ 19,606,859.44	\$ 81,898,479.06	\$ 11,609,978.97	\$ 70,288,500.09
001-9519	Legacy Capital Campaign	52,336.58	209.31	560.90	0.00	0.00	52,897.48	5,170.50	47,726.98
		\$ 54,085,994.85	\$ 7,809,007.75	\$ 47,472,241.13	\$ 10,543,500.69	\$ 19,606,859.44	\$ 81,951,376.54	\$ 11,615,149.47	\$ 70,336,227.07
Fund:	002								
002-0000	Bond Retirement Fund	7,827,165.91	1,379,239.33	6,735,689.33	78,579.84	78,579.84	14,484,275.40	0.00	14,484,275.40
		\$ 7,827,165.91	\$ 1,379,239.33	\$ 6,735,689.33	\$ 78,579.84	\$ 78,579.84	\$ 14,484,275.40	\$ 0.00	\$ 14,484,275.40
Fund:	003								
003-0000	Capital Project Fund	7,051,508.46	179,400.67	1,441,116.38	1,261,618.88	1,755,065.03	6,737,559.81	362,047.72	6,375,512.09
003-9099	Future Capital Project Reserve	1,007,133.31	747,996.97	748,997.94	0.00	0.00	1,756,131.25	0.00	1,756,131.25
		\$ 8,058,641.77	\$ 927,397.64	\$ 2,190,114.32	\$ 1,261,618.88	\$ 1,755,065.03	\$ 8,493,691.06	\$ 362,047.72	\$ 8,131,643.34
Fund:	004								
004-9017	2017 Construction & Renovations	3,732,645.86	19,485.97	63,379.18	9,266.85	283,353.76	3,512,671.28	649,796.15	2,862,875.13
		\$ 3,732,645.86	\$ 19,485.97	\$ 63,379.18	\$ 9,266.85	\$ 283,353.76	\$ 3,512,671.28	\$ 649,796.15	\$ 2,862,875.13
Fund:	006								
006-0000	Food Service Fund	1,401,449.55	300,957.04	334,170.07	191,151.22	296,150.60	1,439,469.02	161,761.59	1,277,707.43
006-9000	Food Service Fund	171,514.75	0.00	0.00	341.69	1,052.11	170,462.64	23,023.05	147,439.59
		\$ 1,572,964.30	\$ 300,957.04	\$ 334,170.07	\$ 191,492.91	\$ 297,202.71	\$ 1,609,931.66	\$ 184,784.64	\$ 1,425,147.02
Fund:	007								
007-9000	Unclaimed Funds	8,824.77	0.00	(205.00)	0.00	0.00	8,619.77	0.00	8,619.77
007-9004	BECS Building Fund Reserve	23,559.13	94.22	252.49	0.00	0.00	23,811.62	0.00	23,811.62
007-9009	Classified Account Fund	2,197.03	0.00	0.00	0.00	0.00	2,197.03	0.00	2,197.03
007-9045	Greensview Staff/Flower Fund	131.92	0.00	0.00	0.00	0.00	131.92	0.00	131.92
007-9055	Tremont Staff/Flower Fund	114.25	15.33	17.69	0.00	0.00	131.94	0.00	131.94
007-9060	Wickliffe Fundraiser	0.34	0.00	0.00	0.00	0.00	0.34	0.00	0.34
007-9066	Wickliffe Flower Fund	60.92	3.04	9.11	0.00	0.00	70.03	0.00	70.03
007-9080	Hastings Flower Fund	2,459.96	21.90	25.22	125.07	125.07	2,360.11	1,000.00	1,360.11
007-9091	Jones Scholarships	12,350.14	0.00	0.00	0.00	0.00	12,350.14	0.00	12,350.14
007-9110	BARRINGTON STAFF FUND	0.00	0.00	1,000.00	78.91	78.91	921.09	529.24	391.85
007-9170	Windermere Flower Fund	1,869.60	0.00	320.00	299.97	299.97	1,889.63	0.00	1,889.63
007-9250	Central Office Staff Fund	1,150.64	0.72	(5.63)	854.62	854.62	290.39	23.84	266.55
007-9251	Leadership Team Fund	262.07	0.00	0.00	50.00	50.00	212.07	0.00	212.07
007-9252	Burbank Office Fund	729.79	29.48	38.24	0.00	0.00	768.03	0.00	768.03
007-9254	Operational Services Staff Fund	956.17	36.46	75.08	394.55	394.55	636.70	105.45	531.25
007-9255	Transportation Staff Fund	1,754.70	2.93	31.98	0.00	0.00	1,786.68	0.00	1,786.68
007-9256	Mincy Staff Flower Fund	408.97	0.00	0.00	0.00	0.00	408.97	0.00	408.97
007-9257	District Flower Fund	33,340.56	0.00	0.00	0.00	0.00	33,340.56	0.00	33,340.56
007-9259	Jones Staff Fund	27.89	0.34	0.85	0.00	0.00	28.74	0.00	28.74
007-9802	Hastings Scholarships	13,472.42	0.00	0.00	0.00	0.00	13,472.42	0.00	13,472.42

Upper Arlington City Schools Cash Summary Report

Full Account Code	Description	Initial Cash	MTD Received	FYTD Received	MTD Expended	FYTD Expended	Fund Balance	Encumbrance	Unencumbered Balance
007-9904	BECS Family Fund	\$ 11,424.88	\$ 45.69	\$ 122.44	\$ 0.00	\$ 0.00	\$ 11,547.32	\$ 0.00	\$ 11,547.32
007-9999	Debi Casto UAHS Scholarship Fund	900,000.00	0.00	0.00	0.00	0.00	900,000.00	0.00	900,000.00
		\$ 1,015,096.15	\$ 250.11	\$ 1,682.47	\$ 1,803.12	\$ 1,803.12	\$ 1,014,975.50	\$ 1,658.53	\$ 1,013,316.97
Fund:	009								
009-9010	USS Barrington	6,988.12	17,675.00	17,675.00	2,175.36	2,175.36	22,487.76	5,016.78	17,470.98
009-9040	USS Greensview	3,215.14	11,075.00	11,075.00	3,596.31	6,811.43	7,478.71	1,449.45	6,029.26
009-9050	USS Tremont	6,240.89	15,000.00	15,050.00	5,811.52	5,811.52	15,479.37	3,028.97	12,450.40
009-9060	USS Wickliffe	2,305.79	10,330.00	10,330.00	4,987.86	5,362.11	7,273.68	1,408.44	5,865.24
009-9070	USS Windermere	8,396.82	12,100.00	12,100.00	7,385.39	7,385.39	13,111.43	0.00	13,111.43
009-9080	USS Hastings	2,661.58	55.00	55.00	12,059.38	12,059.38	(9,342.80)	2,429.04	(11,771.84)
009-9090	USS Jones	11,067.86	0.00	0.00	11,682.27	11,682.27	(614.41)	2,288.02	(2,902.43)
009-9100	USS High School Workbooks	8,992.83	0.00	0.00	0.00	0.00	8,992.83	0.00	8,992.83
009-9102	USS High School - Art	6,956.53	323.86	323.86	3,529.89	3,529.89	3,750.50	3,724.13	26.37
009-9103	USS High School - Industrial Tech	2,242.48	0.00	0.00	0.00	0.00	2,242.48	0.00	2,242.48
009-9113	USS UAHS - Science	13,307.42	190.00	215.00	792.38	868.57	12,653.85	1,985.91	10,667.94
009-9903	Jones Life Skills Fund	4,015.57	0.00	0.00	0.00	0.00	4,015.57	0.00	4,015.57
		\$ 76,391.03	\$ 66,748.86	\$ 66,823.86	\$ 52,020.36	\$ 55,685.92	\$ 87,528.97	\$ 21,330.74	\$ 66,198.23
Fund:	018								
018-9005	BECS Principal Account	8,596.51	0.00	0.00	0.00	0.00	8,596.51	0.00	8,596.51
018-9010	Barrington Principal Fund	791.06	0.00	9,002.02	1,323.17	1,783.15	8,009.93	1,604.77	6,405.16
018-9040	Greensview Principal Fund	25,649.52	0.00	0.00	695.54	775.54	24,873.98	0.00	24,873.98
018-9050	Tremont Principal Fund	2,062.94	0.00	0.00	0.00	0.00	2,062.94	556.28	1,506.66
018-9060	Wickliffe Principal Fund	4,179.68	0.00	0.00	1,159.46	1,159.46	3,020.22	360.62	2,659.60
018-9070	Windermere Principal Fund	12,236.95	0.00	0.00	1,900.86	1,900.86	10,336.09	0.00	10,336.09
018-9080	Hastings Principal Fund	12,708.80	0.00	0.00	5,355.01	7,098.00	5,610.80	878.52	4,732.28
018-9090	Jones Principal Fund	12,166.12	86.33	86.33	3,335.87	3,788.60	8,463.85	1,754.04	6,709.81
018-9100	High School Principal Fund	33,209.18	5,456.33	5,666.90	3,908.25	4,293.25	34,582.83	1,959.30	32,623.53
018-9101	PHYSICS TRIP	1,264.21	0.00	0.00	0.00	141.25	1,122.96	0.00	1,122.96
018-9105	Transcript Process	51,714.34	185.13	387.42	0.00	0.00	52,101.76	385.00	51,716.76
018-9110	HS AP Fund	125,608.76	0.00	0.00	500.00	1,654.06	123,954.70	285.00	123,669.70
018-9252	Career Education Fund	43,886.05	0.00	0.00	0.00	0.00	43,886.05	0.00	43,886.05
		\$ 334,074.12	\$ 5,727.79	\$ 15,142.67	\$ 18,178.16	\$ 22,594.17	\$ 326,622.62	\$ 7,783.53	\$ 318,839.09
Fund:	019								
019-9000	Other Grants-District Wide	5,458.93	0.00	1,500.00	0.00	1,263.16	5,695.77	5,895.35	(199.58)
019-9001	DRA	422,338.59	34,004.07	34,004.07	3,300.00	31,949.58	424,393.08	3,225.55	421,167.53
019-9006	Cultural Links	8,469.61	0.00	0.00	0.00	0.00	8,469.61	0.00	8,469.61
019-9012	Barrington UAEF Grants	1,000.00	0.00	0.00	0.00	999.99	0.01	0.00	0.01
019-9021	ADAMH Grant	12,000.00	0.00	0.00	0.00	0.00	12,000.00	0.00	12,000.00
019-9093	Borghetti Digital Library Fund	11,011.97	0.00	0.00	0.00	0.00	11,011.97	0.00	11,011.97
019-9100	Conley Media Literacy Fund	1,926.50	0.00	0.00	0.00	0.00	1,926.50	49.61	1,876.89

Upper Arlington City Schools Cash Summary Report

Full Account Code	Description	Initial Cash	MTD Received	FYTD Received	MTD Expended	FYTD Expended	Fund Balance	Encumbrance	Unencumbered Balance
019-9101	UAHS Athletic Complex	\$ 33,913.64	\$ 0.00	\$ 0.00	\$ 0.00	\$ 0.00	\$ 33,913.64	\$ 0.00	\$ 33,913.64
019-9103	UA Rotary Foundation Fund	69.83	0.00	0.00	0.00	0.00	69.83	0.00	69.83
019-9105	Auditorium - UAHS	145,008.69	0.00	0.00	217.09	217.09	144,791.60	0.00	144,791.60
019-9110	HIGH SCHOOL UAEF GRANT	2,258.96	0.00	0.00	0.00	0.00	2,258.96	126.33	2,132.63
019-9116	Digital Conversion Protection Plan	103,980.28	138,192.00	138,192.00	0.00	0.00	242,172.28	713.10	241,459.18
019-9200	Grant/ Advertising - First Merchants	1,348.01	0.00	0.00	0.00	0.00	1,348.01	0.00	1,348.01
019-9203	Pepsi/Other	59,107.56	0.00	0.00	0.00	0.00	59,107.56	0.00	59,107.56
019-9801	HASTINGS AMLE GRANT	3,776.18	0.00	0.00	0.00	0.00	3,776.18	0.00	3,776.18
019-9904	BECS-Library Fund	394.80	0.00	0.00	0.00	0.00	394.80	0.00	394.80
		\$ 812,063.55	\$ 172,196.07	\$ 173,696.07	\$ 3,517.09	\$ 34,429.82	\$ 951,329.80	\$ 10,009.94	\$ 941,319.86
Fund:	020								
020-9000	School Age Child Care Fund	573,042.80	105.00	105.00	52,058.30	75,810.58	497,337.22	64,098.57	433,238.65
020-9004	BECS Early Childhood Program Fund	1,159,879.64	181,529.53	343,688.83	215,663.11	395,698.66	1,107,869.81	78,921.82	1,028,947.99
020-9006	Summer Academy	35,118.42	0.00	0.00	0.00	0.00	35,118.42	0.00	35,118.42
020-9054	Personnel Fund - Background Checks	3,796.25	2,534.00	3,868.00	2,048.00	4,067.50	3,596.75	12,952.00	(9,355.25)
		\$ 1,771,837.11	\$ 184,168.53	\$ 347,661.83	\$ 269,769.41	\$ 475,576.74	\$ 1,643,922.20	\$ 155,972.39	\$ 1,487,949.81
Fund:	022								
022-0000	Agency Fund - UAEA	412.50	0.00	0.00	0.00	0.00	412.50	0.00	412.50
		\$ 412.50	\$ 0.00	\$ 0.00	\$ 0.00	\$ 0.00	\$ 412.50	\$ 0.00	\$ 412.50
Fund:	024								
024-9001	Self Insurance - Medical	11,040,344.89	1,069,476.10	2,161,446.26	1,522,918.88	3,614,457.42	9,587,333.73	8,831,274.28	756,059.45
024-9005	Workers Compensation - Self Insurance	655,393.63	9,433.26	20,594.47	15,578.05	69,962.84	606,025.26	22,183.00	583,842.26
		\$ \$ 1,078,909.36	\$ 2,182,040.73	\$ 1,538,496.93	\$ 3,684,420.26	\$ 8,853,457.28	\$ 1,339,901.71	\$ 11,695,738.52	\$ 10,193,358.99
Fund:	026								
026-0000	Employee Benefits Fund	585,260.88	107,779.10	215,250.77	108,184.70	299,830.84	500,680.81	959,274.77	(458,593.96)
		\$ 585,260.88	\$ 107,779.10	\$ 215,250.77	\$ 108,184.70	\$ 299,830.84	\$ 500,680.81	\$ 959,274.77	\$ (458,593.96)
Fund:	027								
027-9017	Workers Comp (OCIP) - Self Insurance	311,269.18	0.00	0.00	48.54	239.32	311,029.86	175,716.20	135,313.66
		\$ 311,269.18	\$ 0.00	\$ 0.00	\$ 48.54	\$ 239.32	\$ 311,029.86	\$ 175,716.20	\$ 135,313.66
Fund:	035								
035-0000	Termination Benefits Fund	871,771.35	1,000,000.00	1,000,000.00	39,503.20	64,704.74	1,807,066.61	934,096.62	872,969.99
		\$ 871,771.35	\$ 1,000,000.00	\$ 1,000,000.00	\$ 39,503.20	\$ 64,704.74	\$ 1,807,066.61	\$ 934,096.62	\$ 872,969.99
Fund:	070								
070-9519	Legacy Capital Projects	252,699.16	4,813.18	110,415.15	33,093.00	61,080.59	302,033.72	121,524.82	180,508.90
		\$ 252,699.16	\$ 4,813.18	\$ 110,415.15	\$ 33,093.00	\$ 61,080.59	\$ 302,033.72	\$ 121,524.82	\$ 180,508.90
Fund:	200								

Upper Arlington City Schools

Cash Summary Report

Full Account Code	Description	Initial Cash	MTD Received	FYTD Received	MTD Expended	FYTD Expended	Fund Balance	Encumbrance	Unencumbered Balance
200-9100	High School Arlingtonian	\$ 0.00	\$ 419.00	\$ 419.00	\$ 0.00	\$ 0.00	\$ 419.00	\$ 0.00	\$ 419.00
200-9101	High School Service Club Fund	2,602.09	0.00	0.00	0.00	0.00	2,602.09	0.00	2,602.09
200-9102	High School Environmental Club Fund	1,524.36	0.00	0.00	0.00	0.00	1,524.36	0.00	1,524.36
200-9103	High School Norwester Fund	28,103.59	0.00	260.00	0.00	0.00	28,363.59	0.00	28,363.59
200-9104	High School Art Club	271.99	0.00	0.00	0.00	0.00	271.99	0.00	271.99
200-9105	High School Debate Fund	1,037.91	0.00	0.00	0.00	0.00	1,037.91	0.00	1,037.91
200-9106	High School Drama Club Fund	10,385.22	0.00	0.00	0.00	0.00	10,385.22	750.00	9,635.22
200-9107	High School In The Know Fund	9,707.61	0.00	0.00	0.00	0.00	9,707.61	0.00	9,707.61
200-9108	High School Spirit Club Fund	2,217.52	0.00	0.00	0.00	0.00	2,217.52	0.00	2,217.52
200-9109	UAHS Medical Club	856.76	0.00	0.00	0.00	0.00	856.76	0.00	856.76
200-9111	High School Student Council Fund	10,563.05	0.00	0.00	0.00	1,595.00	8,968.05	536.39	8,431.66
200-9114	High School WARL TV Fund	1,762.09	0.00	0.00	1,700.00	1,700.00	62.09	0.00	62.09
200-9115	High School Science Club Fund	8,760.00	0.00	0.00	0.00	2,340.00	6,420.00	0.00	6,420.00
200-9117	High School Fencing Fund	1,399.03	0.00	0.00	0.00	1,300.00	99.03	0.00	99.03
200-9119	High School Global Language Fund	4,737.31	0.00	0.00	0.00	0.00	4,737.31	0.00	4,737.31
200-9125	High School Photo Club Fund	770.18	0.00	0.00	0.00	0.00	770.18	0.00	770.18
200-9127	UAHS SCIENCE FAIR-OLYMPIAD	2,335.35	0.00	0.00	0.00	0.00	2,335.35	0.00	2,335.35
200-9128	High School JSA Club	931.66	0.00	0.00	0.00	0.00	931.66	0.00	931.66
200-9130	UA IDEA DAY	1,863.23	0.00	0.00	0.00	0.00	1,863.23	0.00	1,863.23
200-9131	High School Computer Science Club	2,528.77	0.00	0.00	437.87	437.87	2,090.90	0.00	2,090.90
200-9160	High School Class of 2026	4,498.28	0.00	0.00	0.00	0.00	4,498.28	0.00	4,498.28
200-9165	High School Class of 2025	567.04	0.00	0.00	0.00	0.00	567.04	0.00	567.04
200-9166	High School German Club	1,154.09	0.00	0.00	0.00	0.00	1,154.09	0.00	1,154.09
200-9167	High School French Club	111.29	0.00	0.00	0.00	0.00	111.29	0.00	111.29
200-9169	High School Spanish Club	46.89	0.00	0.00	0.00	0.00	46.89	0.00	46.89
200-9172	High School Class of 2021	4,620.46	0.00	0.00	0.00	0.00	4,620.46	0.00	4,620.46
200-9174	High School Class of 2024	22,475.50	8,460.00	8,460.00	1,951.72	1,951.72	28,983.78	2,400.00	26,583.78
200-9176	High School Class of 2023	20,136.99	0.00	0.00	0.00	0.00	20,136.99	118.00	20,018.99
200-9178	High School-Class of 2022	9,059.38	0.00	0.00	0.00	0.00	9,059.38	0.00	9,059.38
200-9179	High Engineering Club	1,000.38	0.00	0.00	0.00	0.00	1,000.38	400.00	600.38
200-9180	Class of 2026 - Senior Celebration	7,300.00	0.00	0.00	0.00	0.00	7,300.00	0.00	7,300.00
200-9181	Class of 2022 - Senior Celebration	4,660.11	0.00	0.00	0.00	0.00	4,660.11	0.00	4,660.11
200-9182	High School First Robotics	11,940.50	0.00	0.00	1,183.14	1,183.14	10,757.36	7,053.36	3,704.00
200-9184	Class of 2024 Senior Celebration	5,050.00	0.00	0.00	0.00	0.00	5,050.00	0.00	5,050.00
200-9185	Class of 2025 Senior Celebration	5,050.00	7,402.50	7,402.50	0.00	0.00	12,452.50	0.00	12,452.50
200-9186	Class of 2027 Senior Celebration	9,237.00	0.00	0.00	0.00	0.00	9,237.00	0.00	9,237.00

Upper Arlington City Schools Cash Summary Report

Full Account Code	Description	Initial Cash	MTD Received	FYTD Received	MTD Expended	FYTD Expended	Fund Balance	Encumbrance	Unencumbered Balance
200-9199	High School Scholarship Fund	\$ 5,017.07	\$ 0.00	\$ 0.00	\$ 0.00	\$ 0.00	\$ 5,017.07	\$ 0.00	\$ 5,017.07
200-9802	Hastings Drama Club Fund	29,234.15	105.00	105.00	2,655.84	2,655.84	26,683.31	465.00	26,218.31
200-9804	Hastings Yearbook Fund	0.00	0.00	0.00	661.30	661.30	(661.30)	0.00	(661.30)
200-9806	Hastings French Club Fund	333.26	0.00	0.00	0.00	0.00	333.26	0.00	333.26
200-9807	Hastings German Club Fund	552.77	0.00	0.00	0.00	0.00	552.77	0.00	552.77
200-9808	Hastings Spanish Club Fund	134.14	0.00	0.00	0.00	0.00	134.14	0.00	134.14
200-9809	Hastings Life Skills Fund	208.65	0.00	0.00	0.00	0.00	208.65	254.41	(45.76)
200-9814	Hastings MS Literary Magazine	867.91	0.00	0.00	0.00	0.00	867.91	0.00	867.91
200-9815	Hastings MS Robotics Club	1,682.06	0.00	0.00	0.00	0.00	1,682.06	0.00	1,682.06
200-9816	Hastings Best Buddies	997.28	0.00	0.00	0.00	0.00	997.28	0.00	997.28
200-9823	Hastings Class of 2029	3,208.64	4,650.00	4,650.00	50.00	50.00	7,808.64	0.00	7,808.64
200-9825	Hastings Service Club Fund	72.34	0.00	0.00	0.00	0.00	72.34	0.00	72.34
200-9826	Hastings Class of 2027	0.00	0.00	0.00	17.93	17.93	(17.93)	0.00	(17.93)
200-9827	Hastings Class of 2030	0.00	4,750.00	4,750.00	0.00	0.00	4,750.00	0.00	4,750.00
200-9829	HASTINGS CLASS 2028	4,368.80	3,975.00	3,975.00	113.78	113.78	8,230.02	0.00	8,230.02
200-9901	Jones Fall Production Fund	54,334.47	0.00	0.00	140.58	140.58	54,193.89	4,317.42	49,876.47
200-9904	Jones Student Council Fund	741.13	0.00	0.00	0.00	0.00	741.13	0.00	741.13
200-9905	Jones Yearbook Fund	51,457.03	260.00	260.00	0.00	0.00	51,717.03	0.00	51,717.03
200-9911	Jones German Club	205.00	0.00	0.00	0.00	0.00	205.00	0.00	205.00
200-9921	Jones Class of 2028	4,541.03	4,950.00	4,950.00	0.00	0.00	9,491.03	0.00	9,491.03
200-9922	Jones Class of 2027	1,639.15	0.00	0.00	0.00	0.00	1,639.15	0.00	1,639.15
200-9924	Jones Class of 2030	0.00	4,850.00	4,850.00	0.00	0.00	4,850.00	0.00	4,850.00
200-9925	Jones Class of 2029	2,589.35	4,375.00	4,375.00	0.00	0.00	6,964.35	0.00	6,964.35
		\$ 361,449.86	\$ 44,196.50	\$ 44,456.50	\$ 8,912.16	\$ 14,147.16	\$ 391,759.20	\$ 16,294.58	\$ 375,464.62
Fund:	300								
300-9001	Booster/PTO Supplementals	16,957.77	61,474.72	93,796.29	30,251.41	32,586.41	78,167.65	0.00	78,167.65
300-9010	Barrington School Library Fund	3,703.60	0.00	0.00	0.00	0.00	3,703.60	0.00	3,703.60
300-9050	Tremont Library Fund	1,392.60	0.00	0.00	0.00	0.00	1,392.60	0.00	1,392.60
300-9060	Wickliffe Library Fund	4,000.08	1,134.00	1,134.00	0.00	0.00	5,134.08	0.00	5,134.08
300-9070	Windermere Library Fund	2,846.07	0.00	0.00	0.00	0.00	2,846.07	94.90	2,751.17
300-9126	High School National Art Honor Society	3,219.03	0.00	0.00	0.00	0.00	3,219.03	0.00	3,219.03
300-9127	High School National Honor Society Fund	251.10	0.00	0.00	0.00	0.00	251.10	0.00	251.10
300-9128	High School - Community High School Fund	8,010.41	0.00	0.00	0.00	0.00	8,010.41	0.00	8,010.41
300-9129	High School Science National Honor Society	250.30	0.00	0.00	0.00	0.00	250.30	0.00	250.30
300-9130	Rise Cafe - Highschool	33,359.56	2,170.03	2,170.03	3,508.75	3,646.14	31,883.45	10,719.27	21,164.18
300-9133	High School Learning Center Fund	4,411.60	82.04	94.03	0.00	0.00	4,505.63	0.00	4,505.63
300-9137	High School Bear Paws Fund	3,656.10	0.00	0.00	0.00	0.00	3,656.10	0.00	3,656.10
300-9140	High School Literary Magazine	348.31	0.00	0.00	0.00	0.00	348.31	0.00	348.31

Upper Arlington City Schools

Cash Summary Report

Full Account Code	Description	Initial Cash	MTD Received	FYTD Received	MTD Expended	FYTD Expended	Fund Balance	Encumbrance	Unencumbered Balance
	Fund								
300-9141	High School Store Fund	\$ 212,319.30	\$ 24,132.37	\$ 29,503.08	\$ 24,618.56	\$ 25,637.38	\$ 216,185.00	\$ 55,990.96	\$ 160,194.04
300-9143	High School Band Fund	7,490.61	1,900.00	1,900.00	0.00	0.00	9,390.61	0.00	9,390.61
300-9144	High School Orchestra Fund	1,935.23	1,900.00	1,900.00	0.00	0.00	3,835.23	226.50	3,608.73
300-9145	High School Athletic Fund	245,274.15	129,927.79	135,936.79	56,995.54	116,956.19	264,254.75	114,337.66	149,917.09
300-9148	UAHS PRINT SHOP-PAW PRINTS	2,162.96	0.00	0.00	0.00	0.00	2,162.96	0.00	2,162.96
300-9152	High School Student Account Fund	8,485.89	0.00	0.00	938.60	938.60	7,547.29	809.95	6,737.34
300-9154	High School Vocal Music	6,620.06	2,300.00	2,300.00	0.00	0.00	8,920.06	0.00	8,920.06
300-9158	Girl Basketball Camp	1,500.56	0.00	13,110.00	2,052.82	13,032.82	1,577.74	940.00	637.74
300-9159	Wrestling Camp	1,406.16	32.88	1,836.64	800.00	800.00	2,442.80	1,873.02	569.78
300-9160	Girls Volleyball Camp	9,746.12	0.00	671.32	7,657.04	7,657.04	2,760.40	1,147.27	1,613.13
300-9161	Tennis Camp	5,080.00	0.00	(75.00)	405.85	1,530.85	3,474.15	0.00	3,474.15
300-9162	Baseball Camp	16,789.75	0.00	395.35	2,940.72	7,460.72	9,724.38	3,932.82	5,791.56
300-9163	Field Hockey Camp	9,150.00	0.00	0.00	1,100.00	3,050.00	6,100.00	0.00	6,100.00
300-9164	Softball Camp	4,930.00	0.00	0.00	315.00	1,645.00	3,285.00	0.00	3,285.00
300-9168	High School R&D Lab	8,202.90	0.00	2,025.00	0.00	1,500.00	8,727.90	0.00	8,727.90
300-9169	High School Ambassadors of Change	155.42	0.00	0.00	0.00	0.00	155.42	0.00	155.42
300-9176	Track and Field Camp	585.00	0.00	0.00	0.00	0.00	585.00	0.00	585.00
300-9181	UAHS Tournament Account	1,596.00	850.00	850.00	680.19	680.19	1,765.81	0.00	1,765.81
300-9210	Barrington Field Trip	16,405.89	0.00	30,000.00	0.00	504.00	45,901.89	2,514.02	43,387.87
300-9240	Greensview Field Trip	9,091.12	0.00	0.00	0.00	2,000.00	7,091.12	482.64	6,608.48
300-9250	Tremont Field Trip	255.68	0.00	0.00	0.00	0.00	255.68	0.00	255.68
300-9260	Wickliffe Field Trip	758.40	0.00	0.00	0.00	0.00	758.40	965.28	(206.88)
300-9261	Wickliffe Field Trip Admissions	952.00	0.00	0.00	0.00	0.00	952.00	0.00	952.00
300-9805	Hastings Garden Fund	1,026.46	0.00	0.00	0.00	0.00	1,026.46	0.00	1,026.46
300-9815	Hastings Athletic Fund	40,669.91	23,134.90	23,134.90	9,949.43	32,509.38	31,295.43	19,796.91	11,498.52
300-9816	Hastings/Jones DC Class Trip	37,689.07	0.00	0.00	23.34	23.34	37,665.73	0.00	37,665.73
300-9817	Hastings BEARS	966.59	0.00	0.00	0.00	0.00	966.59	0.00	966.59
300-9820	Hastings Media Center Fund	102.15	0.00	0.00	0.00	0.00	102.15	0.00	102.15
300-9821	Hastings Band Fund	7,080.65	0.00	0.00	634.51	1,034.51	6,046.14	0.00	6,046.14
300-9822	Hastings Ski Club Fund	40,481.24	0.00	0.00	307.69	307.69	40,173.55	0.00	40,173.55
300-9823	Hastings Orchestra Fund	8,902.17	1,900.00	1,900.00	0.00	0.00	10,802.17	645.50	10,156.67
300-9824	Hastings Vocal Music Fund	3,734.82	0.00	0.00	0.00	0.00	3,734.82	125.00	3,609.82
300-9826	Hastings 6th Grade Camp	9,615.03	26,070.00	26,070.00	500.00	500.00	35,185.03	8,840.00	26,345.03
300-9828	Hastings 6th Grade Mentor Program	2,405.00	0.00	0.00	0.00	0.00	2,405.00	0.00	2,405.00
300-9909	Jones Vocal Music Fund	5,647.69	0.00	0.00	0.00	0.00	5,647.69	0.00	5,647.69
300-9910	Jones Band Fund	12,696.66	0.00	0.00	0.00	136.00	12,560.66	0.00	12,560.66
300-9911	Jones Athletic Fund	25,250.96	27,645.26	27,645.26	12,519.05	29,443.45	23,452.77	19,757.31	3,695.46

Upper Arlington City Schools Cash Summary Report

Full Account Code	Description	Initial Cash	MTD Received	FYTD Received	MTD Expended	FYTD Expended	Fund Balance	Encumbrance	Unencumbered Balance
300-9913	Jones Ski Club Fund	\$ 76,330.70	\$ 0.00	\$ 0.00	\$ 0.00	\$ 0.00	\$ 76,330.70	\$ 0.00	\$ 76,330.70
300-9916	Jones Media Center Fund	2,947.74	0.00	0.00	80.00	80.00	2,867.74	0.00	2,867.74
300-9918	Jones Orchestra	6,758.96	1,900.00	1,900.00	0.00	0.00	8,658.96	0.00	8,658.96
300-9919	Upper Arlington Taekwondo Club	1,033.47	0.00	0.00	0.00	0.00	1,033.47	0.00	1,033.47
300-9921	JONES MENTOR PROGRAM FUND	1,665.95	40.00	40.00	0.00	1,665.95	40.00	0.00	40.00
300-9923	Jones - ROX	2,069.00	0.00	0.00	0.00	0.00	2,069.00	0.00	2,069.00
300-9926	Jones 6th Grade Camp	3,850.00	28,710.00	28,710.00	500.00	500.00	32,060.00	600.00	31,460.00
300-9927	Jones 7th Grade Camp Club	5,675.94	0.00	0.00	0.00	0.00	5,675.94	0.00	5,675.94
300-9928	Jones Track and Field Fund	7,552.69	0.00	0.00	0.00	0.00	7,552.69	0.00	7,552.69
		\$ 957,452.58	\$ 335,303.99	\$ 426,947.69	\$ 156,778.50	\$ 285,825.66	\$ 1,098,574.61	\$ 243,799.01	\$ 854,775.60
Fund:	401								
401-9022	AUXILIARY SERVICES	116,767.81	43,066.10	43,833.78	65,870.72	73,899.23	86,702.36	0.00	86,702.36
401-9122	AUXILIARY SERVICES	256,232.57	101,581.16	103,265.03	124,658.13	142,612.55	216,885.05	51,754.40	165,130.65
401-9124	AUXILIARY SERVICES - St Andrews	0.00	0.00	0.00	175.88	175.88	(175.88)	19,778.98	(19,954.86)
		\$ 373,000.38	\$ 144,647.26	\$ 147,098.81	\$ 190,704.73	\$ 216,687.66	\$ 303,411.53	\$ 71,533.38	\$ 231,878.15
Fund:	507								
507-9122	ESSERS III	0.00	0.00	0.00	(1,249.32)	0.00	0.00	0.00	0.00
507-9123	ESSERS II - State	(108,319.93)	0.00	108,319.93	60,582.03	228,011.75	(228,011.75)	0.00	(228,011.75)
507-9423	ESSER II NON STATE	(685.02)	0.00	685.02	14,601.55	26,082.53	(26,082.53)	0.00	(26,082.53)
507-9523	APR ESSER III NON STATE	(17,220.71)	0.00	17,220.71	81,730.96	202,734.83	(202,734.83)	0.00	(202,734.83)
		\$ (126,225.66)	\$ 0.00	\$ 126,225.66	\$ 155,665.22	\$ 456,829.11	\$ (456,829.11)	\$ 0.00	\$ (456,829.11)
Fund:	516								
516-9023	IDEA PART B GRANTS	(59,219.73)	0.00	59,219.73	113,189.07	229,945.71	(229,945.71)	0.00	(229,945.71)
516-9024	IDEA PART B GRANTS	0.00	0.00	0.00	5,590.02	5,590.02	(5,590.02)	32,854.85	(38,444.87)
516-9123	IDEA PART B GRANTS	0.00	0.00	0.00	400.00	900.00	(900.00)	3,852.00	(4,752.00)
		\$ (59,219.73)	\$ 0.00	\$ 59,219.73	\$ 119,179.09	\$ 236,435.73	\$ (236,435.73)	\$ 36,706.85	\$ (273,142.58)
Fund:	551								
551-9023	LIMITED ENGLISH PROFICIENCY	(4,640.95)	0.00	4,640.95	0.00	0.00	0.00	1,256.00	(1,256.00)
551-9024	LIMITED ENGLISH PROFICIENCY	0.00	0.00	0.00	0.00	0.00	0.00	1,150.00	(1,150.00)
551-9123	LIMITED ENGLISH - IMMIGRANT	(488.46)	0.00	488.46	0.00	0.00	0.00	864.00	(864.00)
		\$ (5,129.41)	\$ 0.00	\$ 5,129.41	\$ 0.00	\$ 0.00	\$ 0.00	\$ 3,270.00	\$ (3,270.00)
Fund:	572								
572-9023	TITLE I DISADVANTAGED CHILDREN	0.00	0.00	0.00	(11,595.23)	11,595.33	(11,595.33)	0.00	(11,595.33)
		\$ 0.00	\$ 0.00	\$ 0.00	\$ (11,595.23)	\$ 11,595.33	\$ (11,595.33)	\$ 0.00	\$ (11,595.33)
Fund:	584								
584-9023	TITLE IV, PART A, STUDENT SUPPORT AND ACADEMIC ENRICHMENT PROGRAMS	0.00	0.00	0.00	0.00	0.00	0.00	1,170.24	(1,170.24)

Upper Arlington City Schools Cash Summary Report

Full Account Code	Description	Initial Cash	MTD Received	FYTD Received	MTD Expended	FYTD Expended	Fund Balance	Encumbrance	Unencumbered Balance
		\$ 0.00	\$ 0.00	\$ 0.00	\$ 0.00	\$ 0.00	\$ 0.00	\$ 1,170.24	\$ (1,170.24)
Fund:	587								
587-9023	IDEA PRESCHOOL-HANDICAPPED	\$ (24,730.34)	\$ 0.00	\$ 24,730.34	\$ 0.00	\$ 0.00	\$ 0.00	\$ 0.00	\$ 0.00
		\$ (24,730.34)	\$ 0.00	\$ 24,730.34	\$ 0.00	\$ 0.00	\$ 0.00	\$ 0.00	\$ 0.00
Fund:	590								
590-9023	IMPROVING TEACHER QUALITY	(28,878.46)	0.00	28,878.46	0.00	0.00	0.00	0.00	0.00
		\$ (28,878.46)	\$ 0.00	\$ 28,878.46	\$ 0.00	\$ 0.00	\$ 0.00	\$ 0.00	\$ 0.00
Fund:	599								
599-9023	SAFETY GRANT FUND	765,133.91	1,764.56	6,670.00	213,416.00	325,864.39	445,939.52	133,604.85	312,334.67
		\$ 765,133.91	\$ 1,764.56	\$ 6,670.00	\$ 213,416.00	\$ 325,864.39	\$ 445,939.52	\$ 133,604.85	\$ 312,334.67
Grand Total		\$ 95,216,879.37	\$ 13,582,593.04	\$ 61,777,664.18	\$ 14,982,134.15	\$ 28,268,811.34	\$ 128,725,732.21	\$ 24,558,981.71	\$ 104,166,750.50

**Upper Arlington City Schools
Concentration Bank Reconciliation
August 31, 2023**

Description	Beg. Bal.	Receipts	Disburse	End. Bal.
Accounts				
Huntington Bank - General	28,095,195.16	10,584,285.53	21,106,636.87	17,572,843.82
Huntington Bank - Workers' Comp Acct	10,000.00			10,000.00
Star Ohio	27,494,532.00	127,908.52		27,622,440.52
Legacy Campaign	372,738.74	2,347.46	4,130.97	370,955.23
Board of Education Escrow				-
Wells Fargo - Worker's Comp				-
Dragonfly Pay	-	26,500.00		26,500.00
Investments				
Huntington Investment Account - General	69,284,816.06	9,013,110.57		78,297,926.63
Huntington Investment Account - Building	4,339,669.40	19,485.97	837,217.24	3,521,938.13
Huntington Investment Account - Bond Retirement	-			-
Huntington Investment Account - CP Reserve	754,767.08	997,996.97		1,752,764.05
Columbus Foundation Legacy Fund	6,132.00	\$ 1,300.00		7,432.00
Outstanding Checks				
Less O/S checks prior month	(159,523.70)	-	(159,523.70)	-
Add: O/S checks current month	-		457,453.27	(457,453.27)
Less: Worker's Comp O/S prior Month				-
Add: Worker's Comp O/S current Month				-
Petty Cash Accounts:				
Early Childhood Program Petty Cash	50.00		-	50.00
Food Service (H.S.) Petty Cash	50.00		39.90	10.10
UAHS Book Store Change Funds	300.00		-	300.00
July				
ESC ACH Payment-not yet posted	(73,548.42)		73,548.42	-
ck 172807 - bank will reverse in August as check is stale dated	95.00	(95.00)		-
August				
Bank Error Ck 174669	25.00			25.00
				-
				-
BANK TOTALS	130,125,298.32	20,772,840.02	22,319,502.97	128,725,732.21