

Summary Statement

September 30, 2021

Page 1 of 6

Investor ID: CO-01-0141

0000070-0000425 PDF 345036

Fort Morgan School District RE-3
715 West Platte Ave
Fort Morgan, CO 80701

COLOTRUST


PLUS+

Average Monthly Yield: 0.0182%

		Beginning Balance	Contributions	Withdrawals	Income Earned	Income Earned YTD	Average Daily Balance	Month End Balance
CO-01-0141-8001	GENERAL FUND	9,795,517.83	2,231,957.22	3,000,000.00	138.28	2,762.99	9,358,393.72	9,027,613.33
CO-01-0141-8002	FEDERAL PROGRAMS	46,054.03	0.00	0.00	0.69	159.81	46,054.40	46,054.72
CO-01-0141-8003	FOOD SERVICES	168,890.63	0.00	0.00	2.53	116.15	168,891.98	168,893.16
CO-01-0141-8004	Building Fund	423,883.89	0.00	0.00	6.34	58.13	423,887.28	423,890.23
TOTAL		10,434,346.38	2,231,957.22	3,000,000.00	147.84	3,097.08	9,997,227.38	9,666,451.44

Tel: (877) 311-0219

<https://www.colotrust.com/>



Account Statement

September 30, 2021

Page 2 of 6

Account Number: CO-01-0141-8001

GENERAL FUND


Account Summary

Average Monthly Yield: 0.0182%

	Beginning Balance	Contributions	Withdrawals	Income Earned	Income Earned YTD	Average Daily Balance	Month End Balance
PLUS+	9,795,517.83	2,231,957.22	3,000,000.00	138.28	2,762.99	9,358,393.72	9,027,613.33

Transaction Activity

Transaction Date	Transaction Description	Contributions & Income Earned	Withdrawals	Balance	Transaction Number
09/01/2021	Beginning Balance			9,795,517.83	
09/10/2021	Contribution	3,699.55			6157348
09/14/2021	Contribution	85,678.86			6163097
09/16/2021	Contribution	431,000.00			6168579
09/20/2021	Withdrawal		3,000,000.00		6171287
09/24/2021	Contribution	1,681,682.25			6184930
09/27/2021	Contribution	23,287.09			6187770
09/28/2021	Contribution	6,609.47			6190485
09/30/2021	Income Dividend Reinvestment	138.28			
09/30/2021	Ending Balance			9,027,613.33	



Account Statement

September 30, 2021

Page 3 of 6

Account Number: CO-01-0141-8002

FEDERAL PROGRAMS


Account Summary

Average Monthly Yield: 0.0182%

	Beginning Balance	Contributions	Withdrawals	Income Earned	Income Earned YTD	Average Daily Balance	Month End Balance
PLUS+	46,054.03	0.00	0.00	0.69	159.81	46,054.40	46,054.72

Transaction Activity

Transaction Date	Transaction Description	Contributions & Income Earned	Withdrawals	Balance	Transaction Number
09/01/2021	Beginning Balance			46,054.03	
09/30/2021	Income Dividend Reinvestment	0.69			
09/30/2021	Ending Balance			46,054.72	



Account Statement

September 30, 2021

Page 4 of 6

Account Number: CO-01-0141-8003

FOOD SERVICES


Account Summary

Average Monthly Yield: 0.0182%

	Beginning Balance	Contributions	Withdrawals	Income Earned	Income Earned YTD	Average Daily Balance	Month End Balance
PLUS+	168,890.63	0.00	0.00	2.53	116.15	168,891.98	168,893.16

Transaction Activity

Transaction Date	Transaction Description	Contributions & Income Earned	Withdrawals	Balance	Transaction Number
09/01/2021	Beginning Balance			168,890.63	
09/30/2021	Income Dividend Reinvestment	2.53			
09/30/2021	Ending Balance			168,893.16	



Account Statement

September 30, 2021

Page 5 of 6

Account Number: CO-01-0141-8004

Building Fund


Account Summary

Average Monthly Yield: 0.0182%

	Beginning Balance	Contributions	Withdrawals	Income Earned	Income Earned YTD	Average Daily Balance	Month End Balance
PLUS+	423,883.89	0.00	0.00	6.34	58.13	423,887.28	423,890.23

Transaction Activity

Transaction Date	Transaction Description	Contributions & Income Earned	Withdrawals	Balance	Transaction Number
09/01/2021	Beginning Balance			423,883.89	
09/30/2021	Income Dividend Reinvestment	6.34			
09/30/2021	Ending Balance			423,890.23	



COLOTRUST

PLUS+

Date	Dividend Rate	Daily Yield
09/01/2021	0.000000688	0.0251%
09/02/2021	0.000000577	0.0211%
09/03/2021	0.000001680	0.0153%
09/04/2021	0.000000000	0.0153%
09/05/2021	0.000000000	0.0153%
09/06/2021	0.000000000	0.0153%
09/07/2021	0.000000477	0.0174%
09/08/2021	0.000000560	0.0205%
09/09/2021	0.000000415	0.0152%
09/10/2021	0.000001362	0.0166%
09/11/2021	0.000000000	0.0166%
09/12/2021	0.000000000	0.0166%
09/13/2021	0.000000444	0.0162%
09/14/2021	0.000000688	0.0251%
09/15/2021	0.000000687	0.0251%
09/16/2021	0.000000442	0.0161%
09/17/2021	0.000001242	0.0151%
09/18/2021	0.000000000	0.0151%
09/19/2021	0.000000000	0.0151%
09/20/2021	0.000000687	0.0251%
09/21/2021	0.000000687	0.0251%
09/22/2021	0.000000688	0.0251%
09/23/2021	0.000000688	0.0251%
09/24/2021	0.000001242	0.0151%
09/25/2021	0.000000000	0.0151%
09/26/2021	0.000000000	0.0151%
09/27/2021	0.000000431	0.0158%
09/28/2021	0.000000414	0.0151%
09/29/2021	0.000000429	0.0157%
09/30/2021	0.000000414	0.0151%

Performance results are shown net of all fees and expenses and reflect the reinvestment of dividends and other earnings. Many factors affect performance including changes in market conditions and interest rates and in response to other economic, political, or financial developments. Investment involves risk including the possible loss of principal. No assurance can be given that the performance objectives of a given strategy will be achieved. **Past performance is no guarantee of future results. Any financial and/or investment decision may incur losses.**