

Year: 2023

Grade: 6

Sex: All

Number of Students Surveyed: 1,394

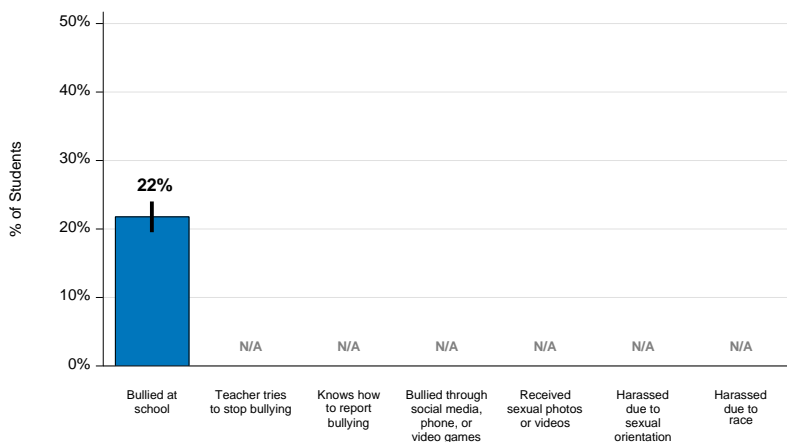
Background:

- Bullying in this survey is defined as; when one or more students threaten, spread rumors about, hit, shove, or otherwise hurt another student over and over again. It is not bullying when two students of about the same strength or power argue or fight or tease each other in a friendly way.

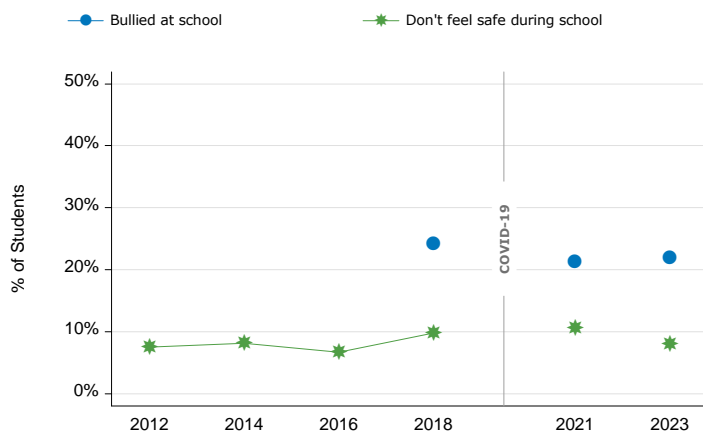
For More Information:

- Visit the Office of Superintendent of Public Instruction (OSPI) School Safety Center website at: <https://www.k12.wa.us/student-success/health-safety/school-safety-center>

**Bullying and Harassment
Grade 6, 2023**

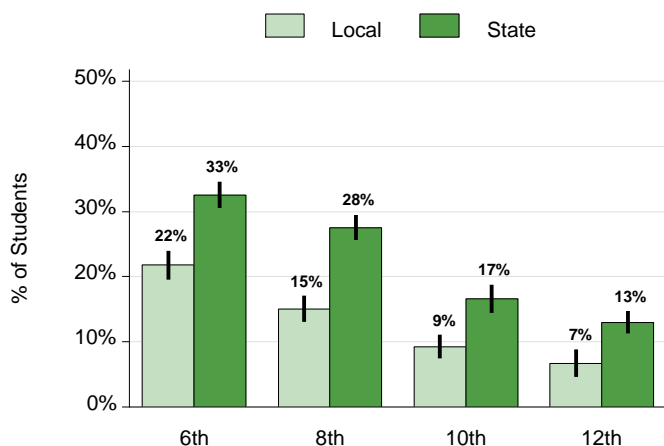


Bullying and Harassment 2012-2023, Grade 6



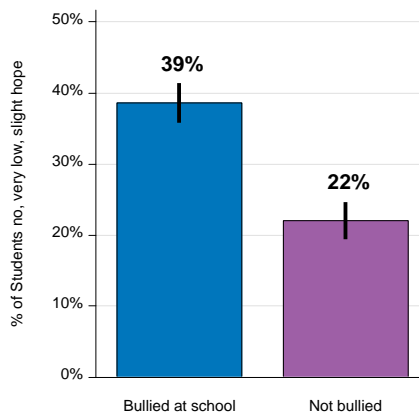
Prevalence	2012	2014	2016	2018	2021	2023
Bullied at school	N/S	N/S	N/S	24% ±2	21% ±2	22% ±2
Don't feel safe during school	8% ±1	8% ±1	7% ±1	10% ±2	11% ±2	8% ±1

**Bullied in Past Month
Compared to the State/All Grades, 2023**



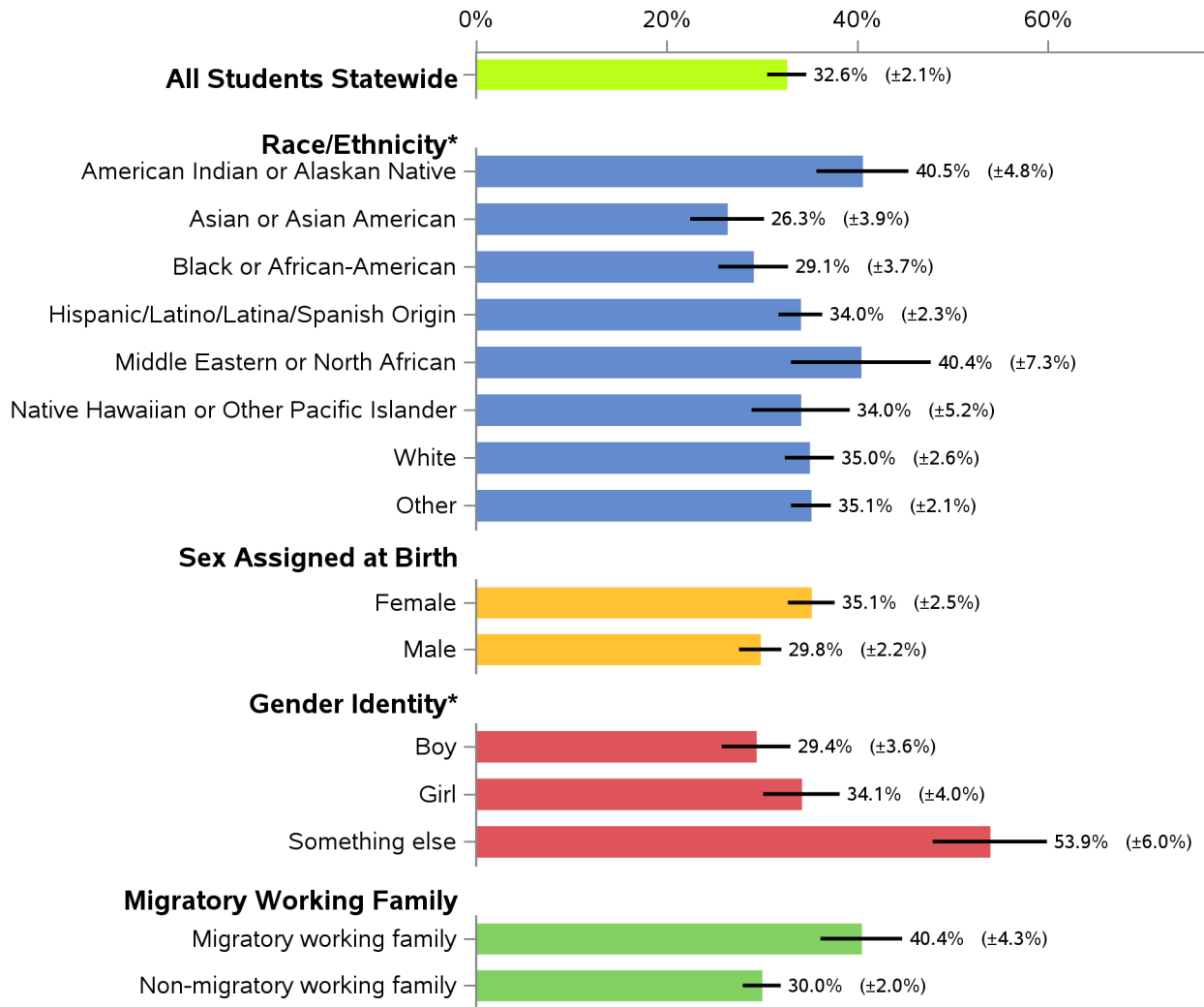
Prevalence	6th	8th	10th	12th
Local	22% ±2	15% ±2	9% ±2	7% ±2
State	33% ±2	28% ±2	17% ±2	13% ±2

**Statewide Relationship between
No, Very Low, or Slight Hope and Bullying
Grade 6, 2023**



Statewide, more 6th graders who are bullied at school report having no, very low, or slight hope compared to those who aren't bullied.

Statewide Relationship between Bullied in Past Month and Demographics, Grade 6, 2023



*Categories in this demographic factor are presented alone or in combination with other categories of the same factor; students who select more than one response are shown under each response.

Year: 2023

Grade: 8

Sex: All

Number of Students Surveyed: 1,348

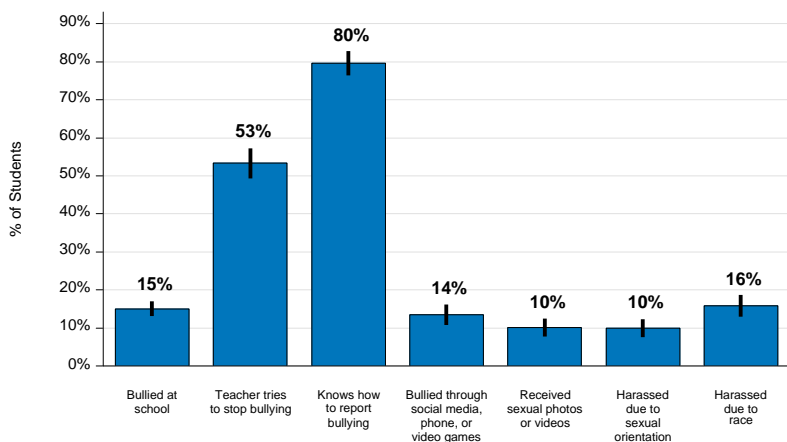
Background:

- Bullying in this survey is defined as; when one or more students threaten, spread rumors about, hit, shove, or otherwise hurt another student over and over again. It is not bullying when two students of about the same strength or power argue or fight or tease each other in a friendly way.

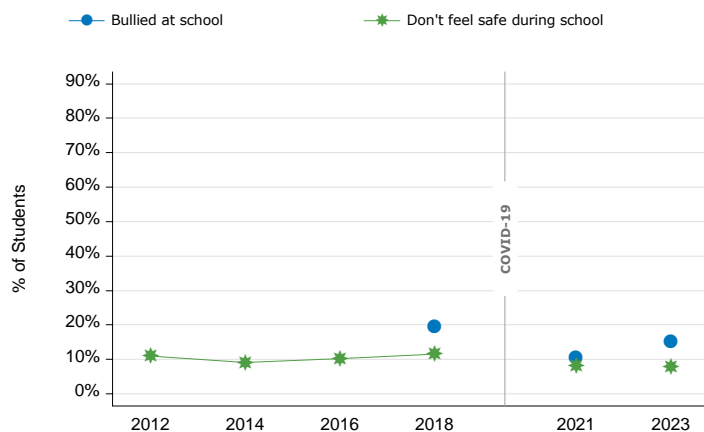
For More Information:

- Visit the Office of Superintendent of Public Instruction (OSPI) School Safety Center website at: <https://www.k12.wa.us/student-success/health-safety/school-safety-center>

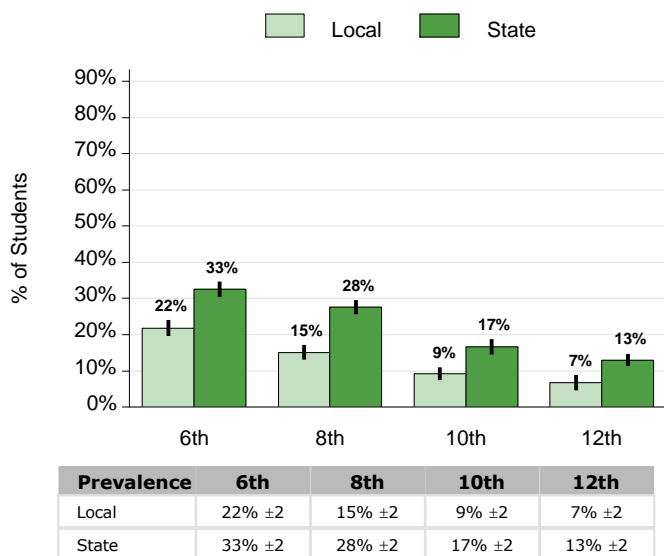
**Bullying and Harassment
Grade 8, 2023**



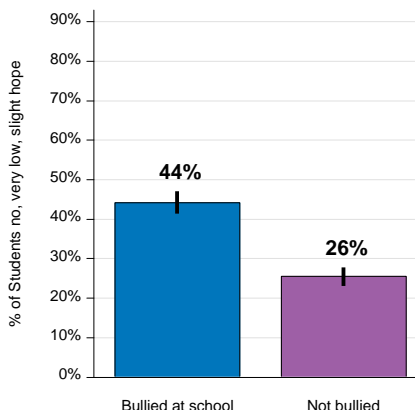
Bullying and Harassment 2012-2023, Grade 8



**Bullied in Past Month
Compared to the State/All Grades, 2023**

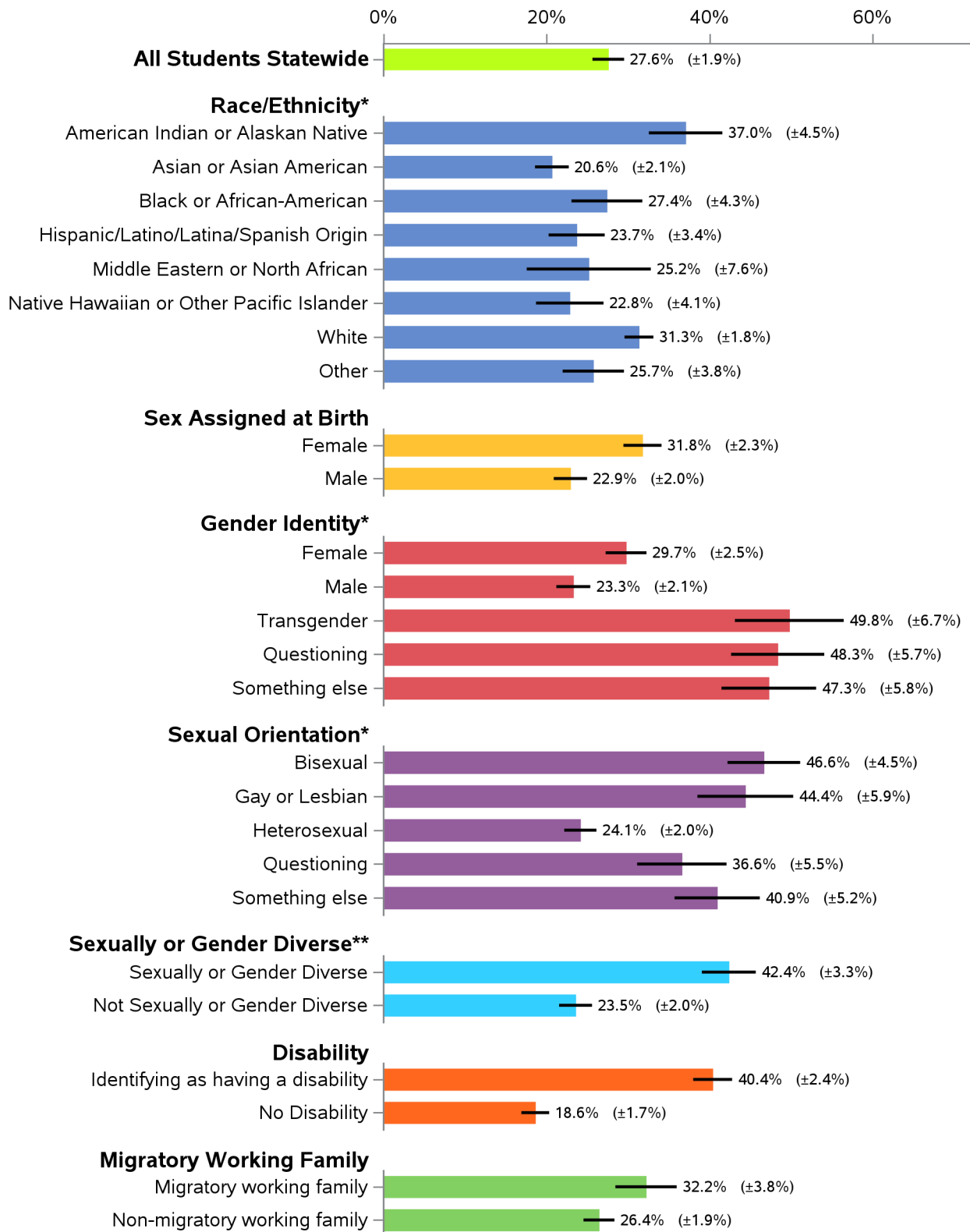


**Statewide Relationship between
No, Very Low, or Slight Hope and Bullying
Grade 8, 2023**



Statewide, more 8th graders who are bullied at school report having no, very low, or slight hope compared to those who aren't bullied.

Statewide Relationship between Bullied in Past Month and Demographics, Grade 8, 2023



*Categories in this demographic factor are presented alone or in combination with other categories of the same factor; students who select more than one response are shown under each response.

**Sexually or gender diverse youth are defined as any student selecting "transgender", "questioning/not sure", "something else fits better", or multiple options for gender identity, or any student selecting "gay or lesbian", "bisexual", "questioning/not sure", "something else fits better", or multiple response options for sexual orientation.

Year: 2023

Grade: 10

Sex: All

Number of Students Surveyed: 1,175

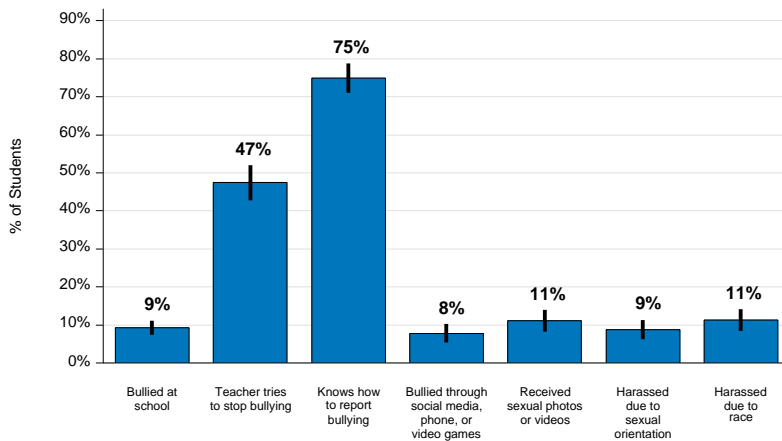
Background:

- Bullying in this survey is defined as; when one or more students threaten, spread rumors about, hit, shove, or otherwise hurt another student over and over again. It is not bullying when two students of about the same strength or power argue or fight or tease each other in a friendly way.

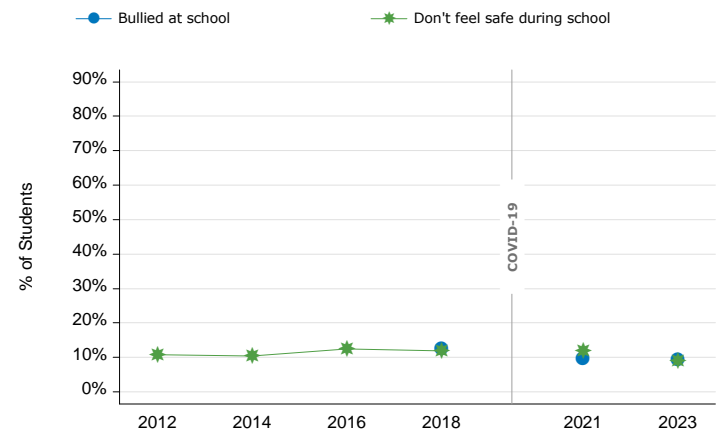
For More Information:

- Visit the Office of Superintendent of Public Instruction (OSPI) School Safety Center website at: <https://www.k12.wa.us/student-success/health-safety/school-safety-center>

**Bullying and Harassment
Grade 10, 2023**

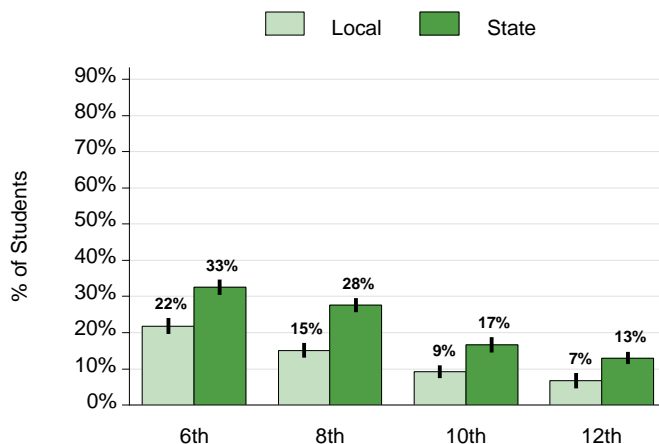


Bullying and Harassment 2012-2023, Grade 10



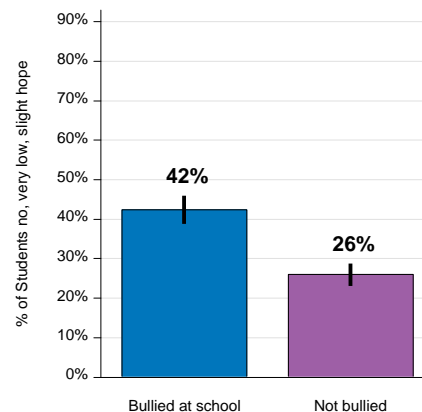
Prevalence	2012	2014	2016	2018	2021	2023
Bullied at school	N/S	N/S	N/S	12% ±2	10% ±2▼	9% ±2
Don't feel safe during school	11% ±2	10% ±2	12% ±2	12% ±2	12% ±2	9% ±2▼

**Bullied in Past Month
Compared to the State/All Grades, 2023**



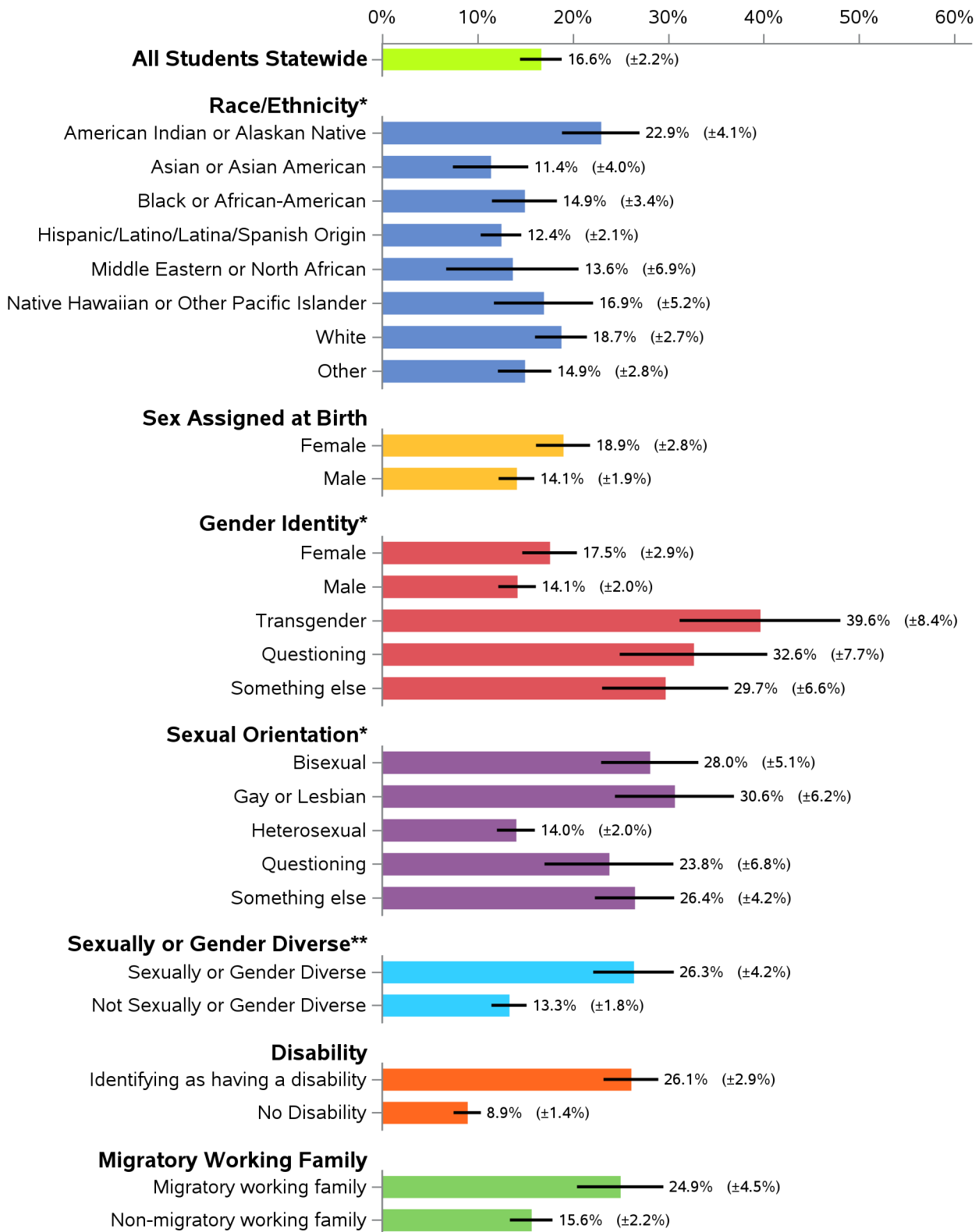
Prevalence	6th	8th	10th	12th
Local	22% ±2	15% ±2	9% ±2	7% ±2
State	33% ±2	28% ±2	17% ±2	13% ±2

**Statewide Relationship between
No, Very Low, or Slight Hope and Bullying
Grade 10, 2023**



Statewide, more 10th graders who are bullied at school report having no, very low, or slight hope compared to those who aren't bullied.

Statewide Relationship between Bullied in Past Month and Demographics, Grade 10, 2023



*Categories in this demographic factor are presented alone or in combination with other categories of the same factor; students who select more than one response are shown under each response.

**Sexually or gender diverse youth are defined as any student selecting "transgender", "questioning/not sure", "something else fits better", or multiple options for gender identity, or any student selecting "gay or lesbian", "bisexual", "questioning/not sure", "something else fits better", or multiple response options for sexual orientation.

Year: 2023

Grade: 12

Sex: All

Number of Students Surveyed: 683

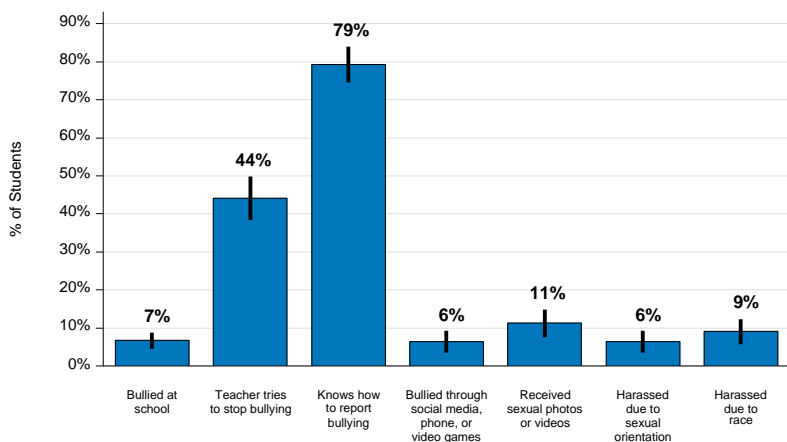
Background:

- Bullying in this survey is defined as; when one or more students threaten, spread rumors about, hit, shove, or otherwise hurt another student over and over again. It is not bullying when two students of about the same strength or power argue or fight or tease each other in a friendly way.

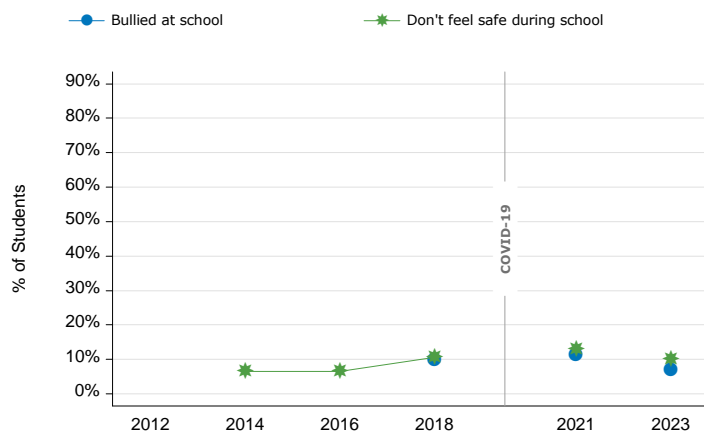
For More Information:

- Visit the Office of Superintendent of Public Instruction (OSPI) School Safety Center website at: <https://www.k12.wa.us/student-success/health-safety/school-safety-center>

**Bullying and Harassment
Grade 12, 2023**

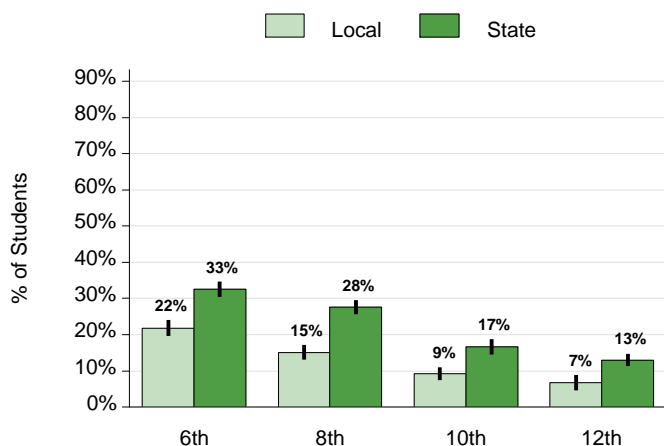


Bullying and Harassment 2012-2023, Grade 12



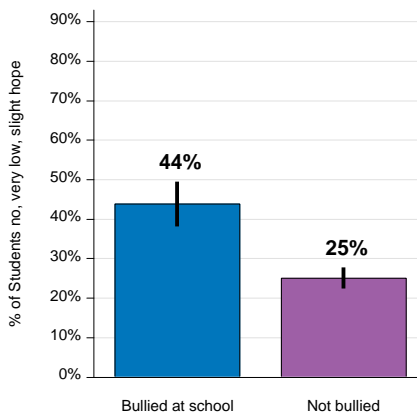
Prevalence	2012	2014	2016	2018	2021	2023
Bullied at school	S	N/S	N/S	10% ±2	11% ±2	7% ±2▼
Don't feel safe during school	S	7% ±2	7% ±2	11% ±2▲	13% ±3	10% ±3

**Bullied in Past Month
Compared to the State/All Grades, 2023**



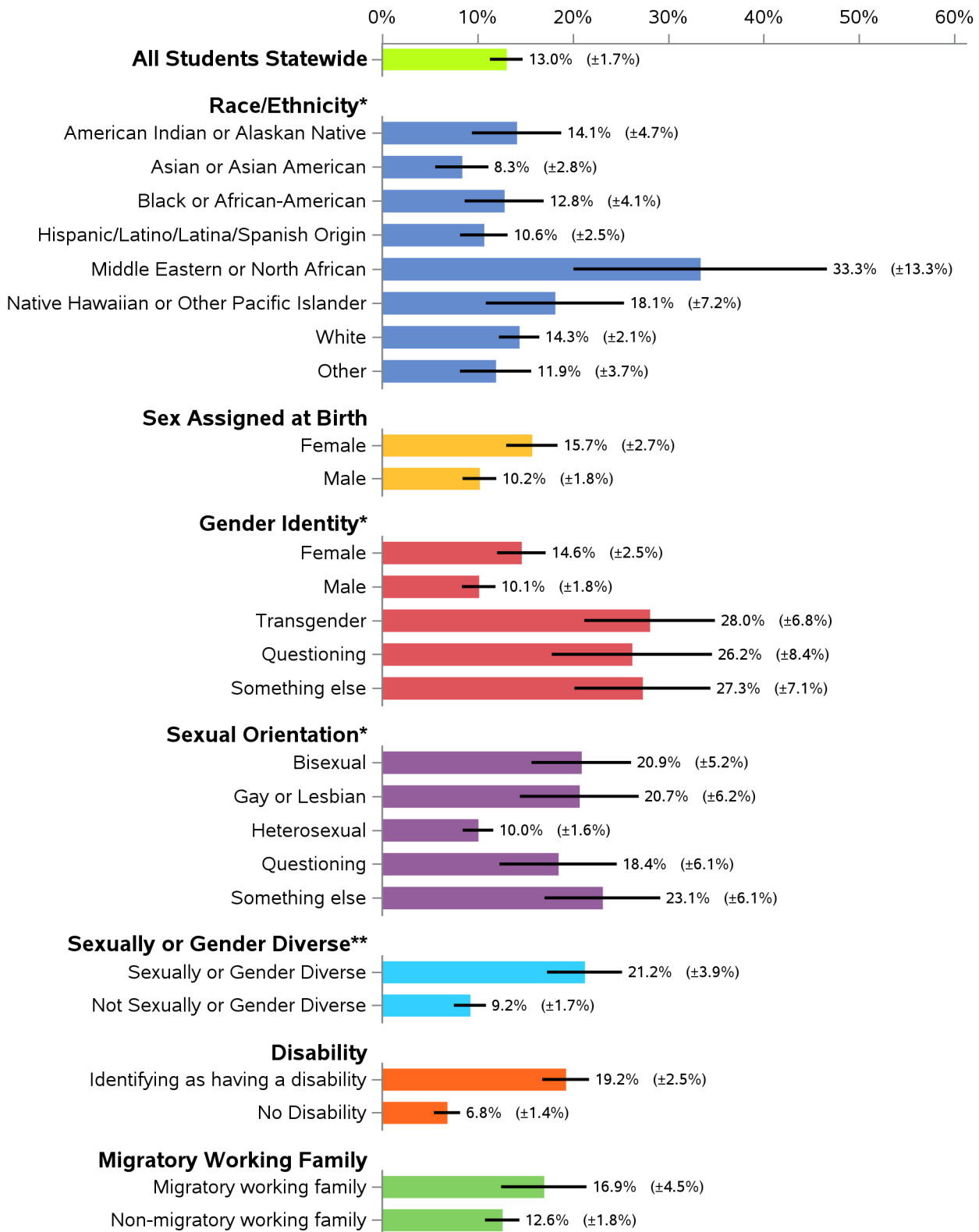
Prevalence	6th	8th	10th	12th
Local	22% ±2	15% ±2	9% ±2	7% ±2
State	33% ±2	28% ±2	17% ±2	13% ±2

**Statewide Relationship between
No, Very Low, or Slight Hope and Bullying
Grade 12, 2023**



Statewide, more 12th graders who are bullied at school report having no, very low, or slight hope compared to those who aren't bullied.

Statewide Relationship between Bullied in Past Month and Demographics, Grade 12, 2023



*Categories in this demographic factor are presented alone or in combination with other categories of the same factor; students who select more than one response are shown under each response.

**Sexually or gender diverse youth are defined as any student selecting "transgender", "questioning/not sure", "something else fits better", or multiple options for gender identity, or any student selecting "gay or lesbian", "bisexual", "questioning/not sure", "something else fits better", or multiple response options for sexual orientation.