

Year: 2023

Grade: 8

Sex: All

Number of Students Surveyed: 1,348

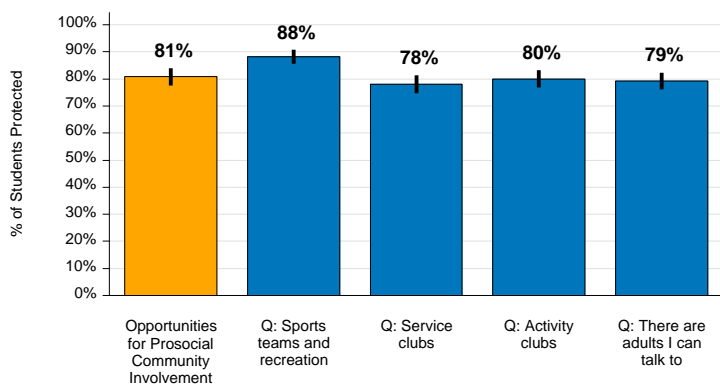
### Background:

- Researchers at the University of Washington (UW) developed a public health model for the prevention of youth substance use and misuse. They identified risk factors that predict youth substance use, and protective factors that can protect prevent youth from the effects of those risks. Prevention strategies are designed to lower risk and increase protection. Additional details are available here: [Risk and Protective Factors on HYS](#)
- Each factor in the HYS is measured with two or more questions to include multiple dimensions of the risk or protective factor. The charts and tables below refer to the "percent of students protected," which is defined as the percent of students whose scores were above a protection cutpoint determined by UW researchers. We also report some of the individual questions.

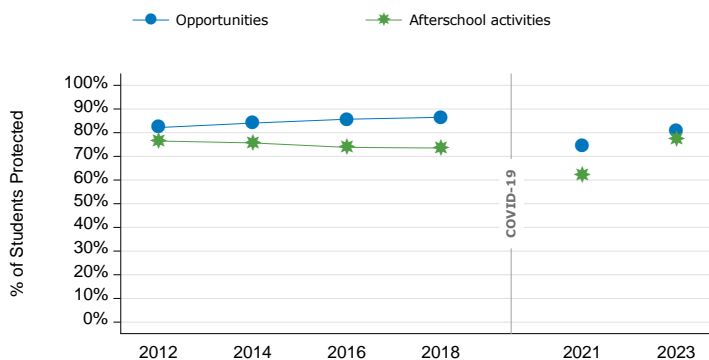
### For More Information:

- Parents, schools, and communities can work together to keep youth healthy and safe. To learn more go to the Start Talking Now website: [www.StartTalkingNow.org](http://www.StartTalkingNow.org). To find out about prevention coalitions in your area and how to get involved, go to [https://www.theathenaforum.org/cpwi\\_coalitions](https://www.theathenaforum.org/cpwi_coalitions).
- For free guides on preventing alcohol and other drug use, visit the ADAI Clearinghouse [www.ADAIClearingHouse.org](http://www.ADAIClearingHouse.org) or call (206) 221-8325.
- For prevention tips and other online resources visit <https://focusonyouwa.org> and [www.DrugFree.org](http://www.DrugFree.org).
- For 24 hour help for mental health, substance abuse and problem gambling, call 1-866-789-1511 or visit [www.waRecoveryHelpLine.org](http://www.waRecoveryHelpLine.org).

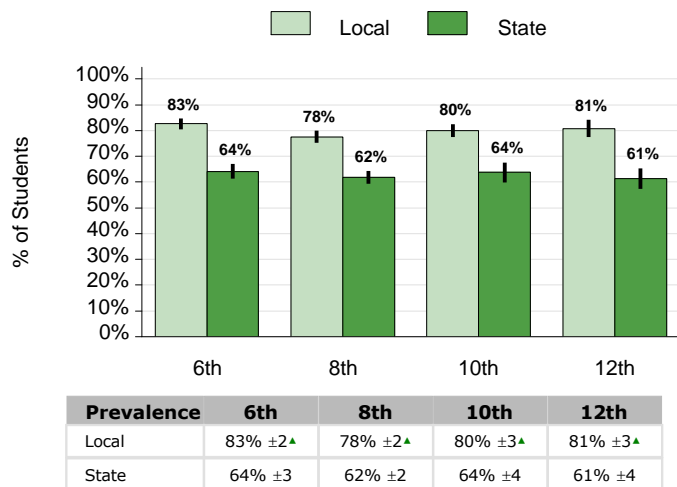
**Protective Factor: Opportunities for Prosocial Community Involvement with Component Questions (Q)**  
Grade 8, 2023



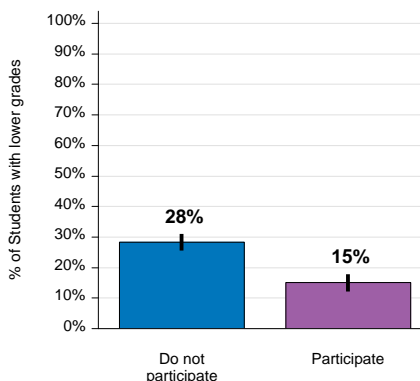
**Community Protective Factor and Afterschool Activity 2012-2023**  
Grade 8, 2023



**Participation in Afterschool Activities**  
All Grades, 2023



**Statewide Relationship between Lower Grades and Participation in Afterschool Activities**  
Grade 8, 2023



Statewide, more 8th graders who do not participate in afterschool activities report lower grades in school (C's, D's or F's) compared to those who do participate.

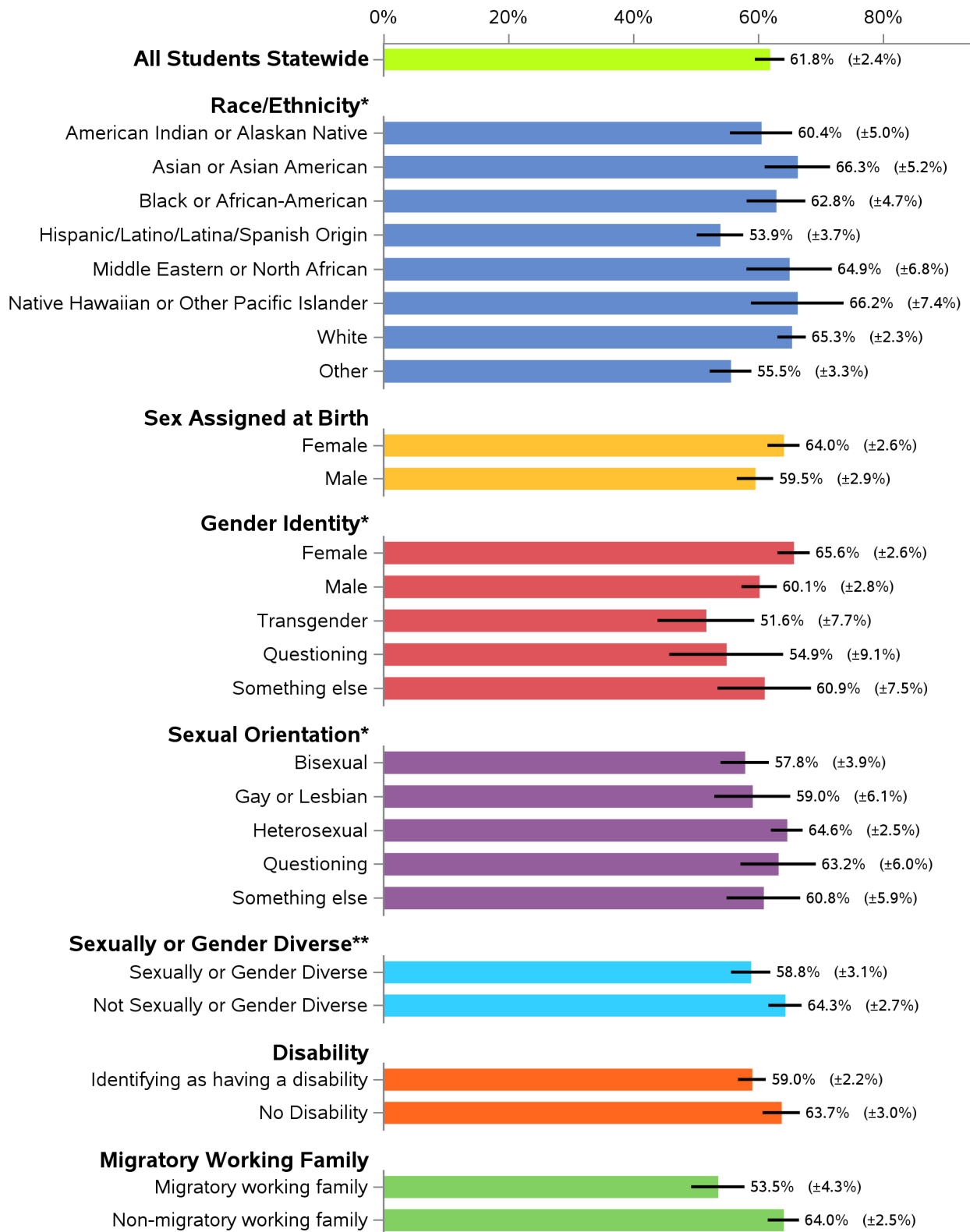
Prevalence is displayed with 95% confidence intervals (as ± or black bar)

▲ indicates a significant change from the previous year or a significant difference between state and local results, p<0.05 Color indicates a positive or negative difference

Washington HYS results generated at [www.AskHYS.net](http://www.AskHYS.net) on 02-25-2024

Missing codes: S = result suppressed due to insufficient reporting from students of schools; N/G = grade not available; N/S = question was not surveyed this year; N/A = question was not asked of this grade.

# Statewide Relationship between Participation in Afterschool Activities and Demographics, Grade 8, 2023



\*Categories in this demographic factor are presented alone or in combination with other categories of the same factor; students who select more than one response are shown under each response.

\*\*Sexually or gender diverse youth are defined as any student selecting "transgender", "questioning/not sure", "something else fits better", or multiple options for gender identity, or any student selecting "gay or lesbian", "bisexual", "questioning/not sure", "something else fits better", or multiple response options for sexual orientation.

Year: 2023

Grade: 10

Sex: All

Number of Students Surveyed: 1,175

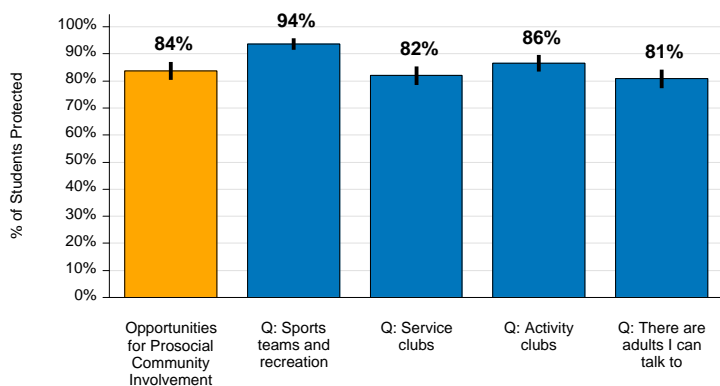
#### Background:

- Researchers at the University of Washington (UW) developed a public health model for the prevention of youth substance use and misuse. They identified risk factors that predict youth substance use, and protective factors that can protect prevent youth from the effects of those risks. Prevention strategies are designed to lower risk and increase protection. Additional details are available here: [Risk and Protective Factors on HYS](#)
- Each factor in the HYS is measured with two or more questions to include multiple dimensions of the risk or protective factor. The charts and tables below refer to the "percent of students protected," which is defined as the percent of students whose scores were above a protection cutpoint determined by UW researchers. We also report some of the individual questions.

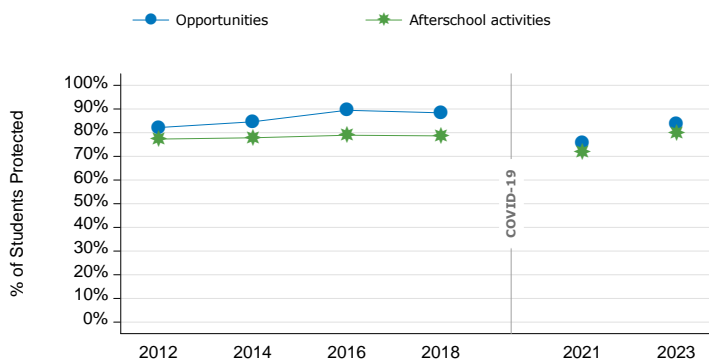
#### For More Information:

- Parents, schools, and communities can work together to keep youth healthy and safe. To learn more go to the Start Talking Now website: [www.StartTalkingNow.org](http://www.StartTalkingNow.org). To find out about prevention coalitions in your area and how to get involved, go to [https://www.theathenaforum.org/cpwi\\_coalitions](https://www.theathenaforum.org/cpwi_coalitions).
- For free guides on preventing alcohol and other drug use, visit the ADAI Clearinghouse [www.ADAIClearingHouse.org](http://www.ADAIClearingHouse.org) or call (206) 221-8325.
- For prevention tips and other online resources visit <https://focusonyouwa.org> and [www.DrugFree.org](http://www.DrugFree.org).
- For 24 hour help for mental health, substance abuse and problem gambling, call 1-866-789-1511 or visit [www.waRecoveryHelpLine.org](http://www.waRecoveryHelpLine.org).

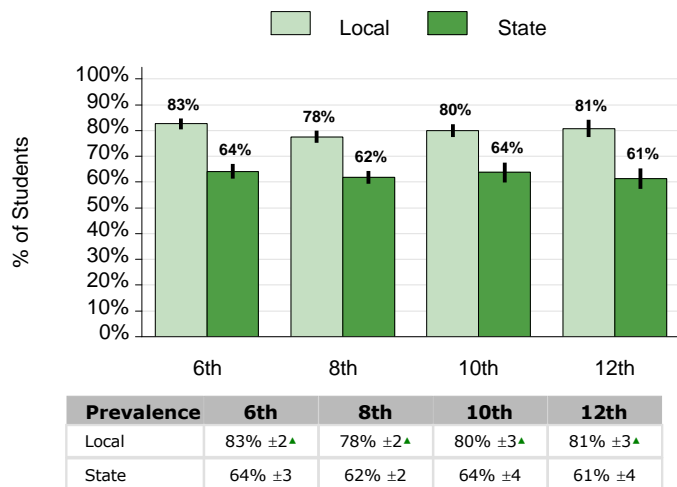
**Protective Factor: Opportunities for Prosocial Community Involvement with Component Questions (Q)**  
Grade 10, 2023



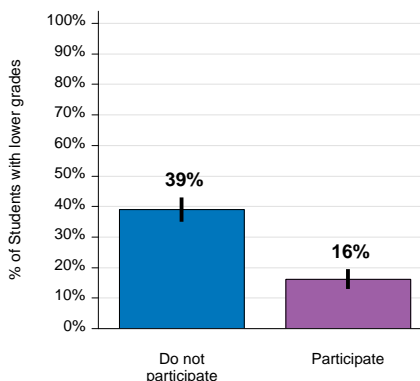
**Community Protective Factor and Afterschool Activity 2012-2023**  
Grade 10, 2023



**Participation in Afterschool Activities**  
All Grades, 2023



**Statewide Relationship between Lower Grades and Participation in Afterschool Activities**  
Grade 10, 2023



*Statewide, more 10th graders who do not participate in afterschool activities report lower grades in school (C's, D's or F's) compared to those who do participate.*

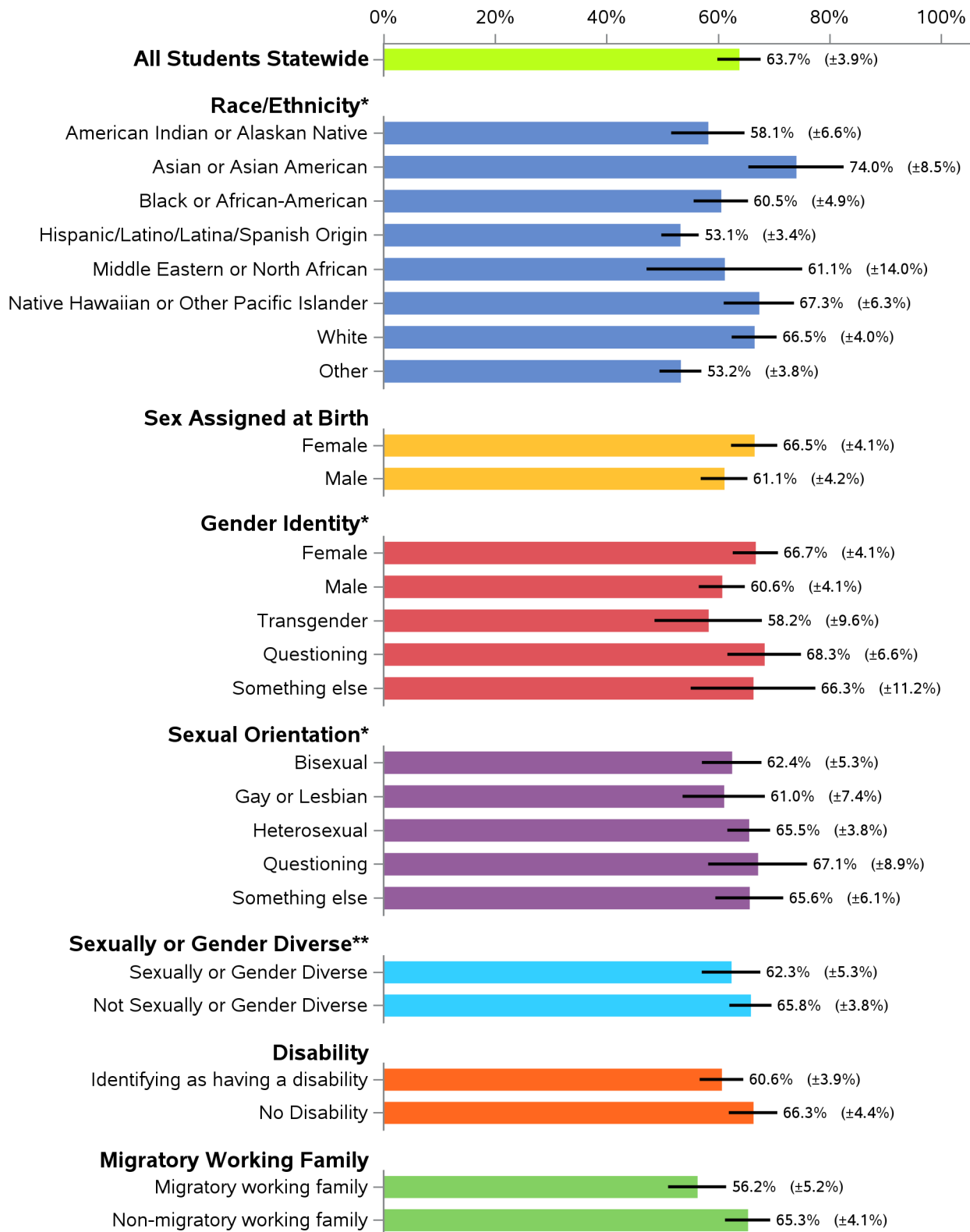
Prevalence is displayed with 95% confidence intervals (as ± or black bar)

▲ indicates a significant change from the previous year or a significant difference between state and local results, p<0.05 Color indicates a positive or negative difference

Washington HYS results generated at [www.AskHYS.net](http://www.AskHYS.net) on 02-25-2024

**Missing codes:** S = result suppressed due to insufficient reporting from students of schools; N/G = grade not available; N/S = question was not surveyed this year; N/A = question was not asked of this grade.

# Statewide Relationship between Participation in Afterschool Activities and Demographics, Grade 10, 2023



\*Categories in this demographic factor are presented alone or in combination with other categories of the same factor; students who select more than one response are shown under each response.

\*\*Sexually or gender diverse youth are defined as any student selecting "transgender", "questioning/not sure", "something else fits better", or multiple options for gender identity, or any student selecting "gay or lesbian", "bisexual", "questioning/not sure", "something else fits better", or multiple response options for sexual orientation.

Year: 2023

Grade: 12

Sex: All

Number of Students Surveyed: 683

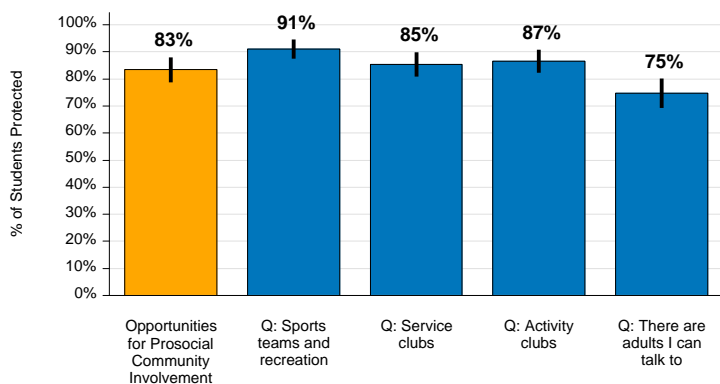
### Background:

- Researchers at the University of Washington (UW) developed a public health model for the prevention of youth substance use and misuse. They identified risk factors that predict youth substance use, and protective factors that can protect prevent youth from the effects of those risks. Prevention strategies are designed to lower risk and increase protection. Additional details are available here: [Risk and Protective Factors on HYS](#)
- Each factor in the HYS is measured with two or more questions to include multiple dimensions of the risk or protective factor. The charts and tables below refer to the "percent of students protected," which is defined as the percent of students whose scores were above a protection cutpoint determined by UW researchers. We also report some of the individual questions.

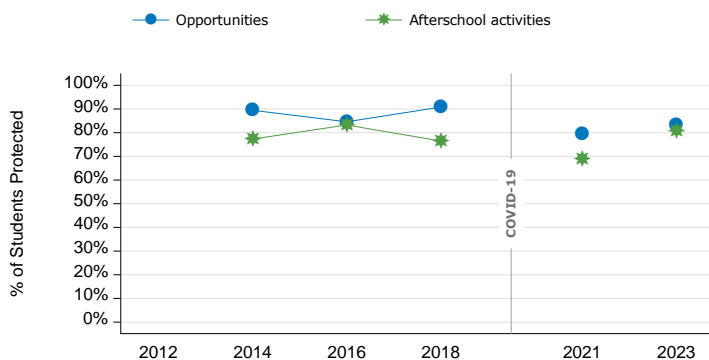
### For More Information:

- Parents, schools, and communities can work together to keep youth healthy and safe. To learn more go to the Start Talking Now website: [www.StartTalkingNow.org](http://www.StartTalkingNow.org). To find out about prevention coalitions in your area and how to get involved, go to [https://www.theathenaforum.org/cpwi\\_coalitions](https://www.theathenaforum.org/cpwi_coalitions).
- For free guides on preventing alcohol and other drug use, visit the ADAI Clearinghouse [www.ADAIClearingHouse.org](http://www.ADAIClearingHouse.org) or call (206) 221-8325.
- For prevention tips and other online resources visit <https://focusonyouwa.org> and [www.DrugFree.org](http://www.DrugFree.org).
- For 24 hour help for mental health, substance abuse and problem gambling, call 1-866-789-1511 or visit [www.waRecoveryHelpLine.org](http://www.waRecoveryHelpLine.org).

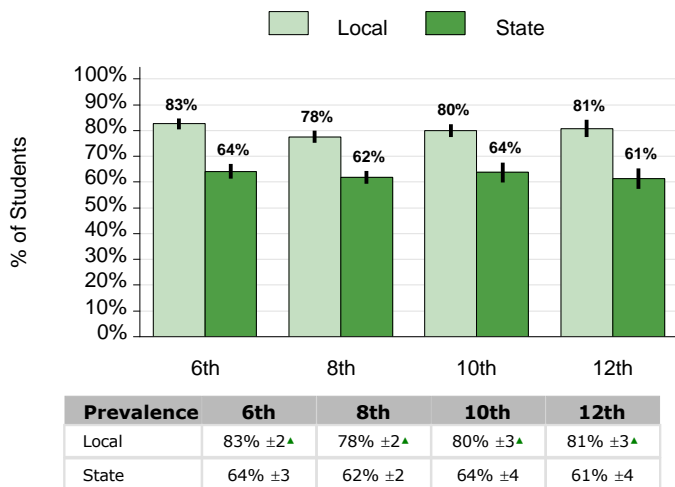
**Protective Factor: Opportunities for Prosocial Community Involvement with Component Questions (Q)**  
Grade 12, 2023



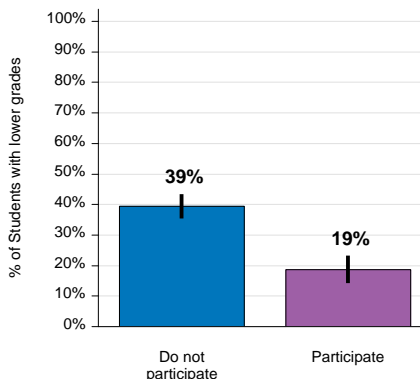
**Community Protective Factor and Afterschool Activity 2012-2023**  
Grade 12, 2023



**Participation in Afterschool Activities**  
All Grades, 2023



**Statewide Relationship between Lower Grades and Participation in Afterschool Activities**  
Grade 12, 2023



Statewide, more 12th graders who do not participate in afterschool activities report lower grades in school (C's, D's or F's) compared to those who do participate.

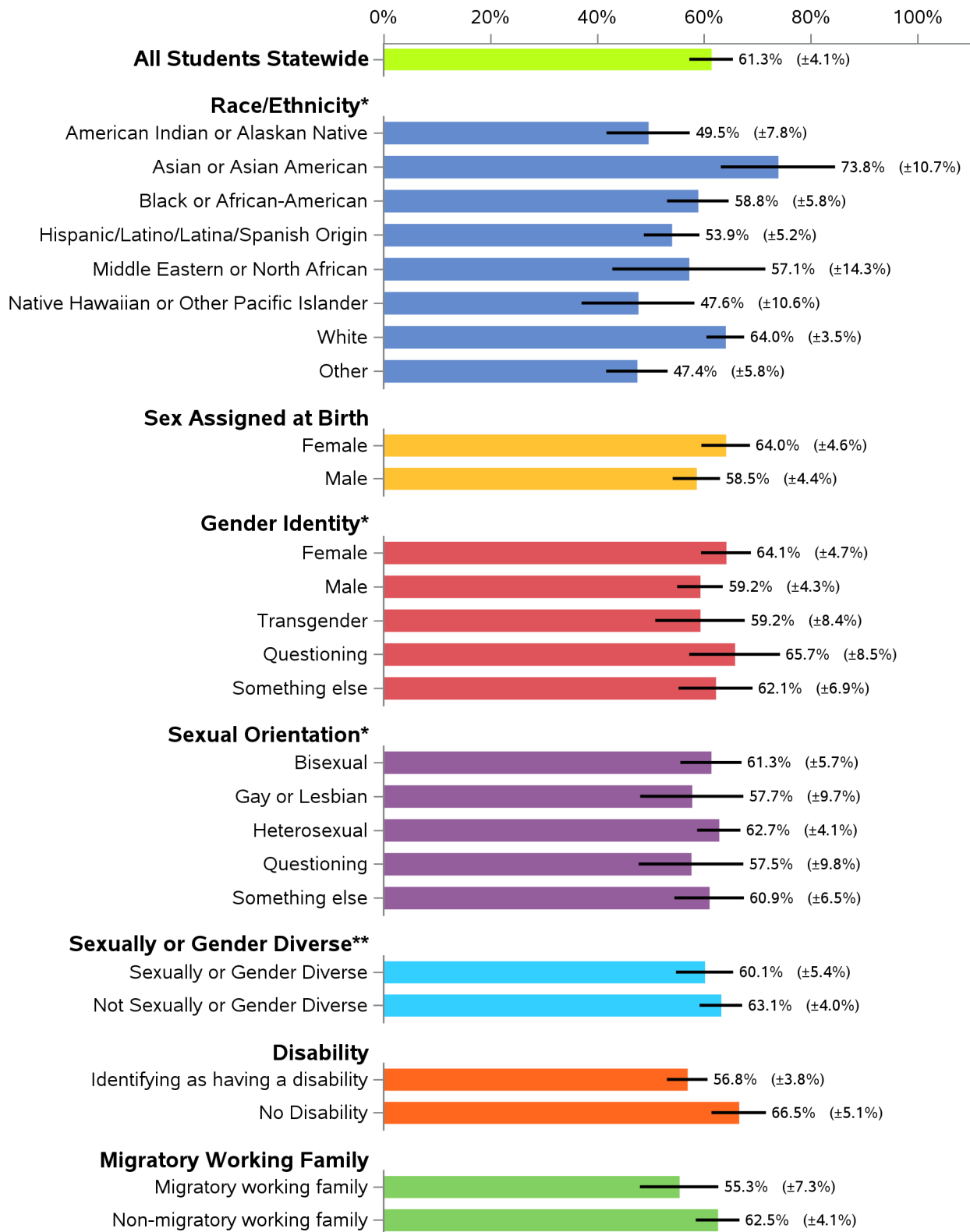
Prevalence is displayed with 95% confidence intervals (as  $\pm$  or black bar)

▲ indicates a significant change from the previous year or a significant difference between state and local results,  $p < 0.05$  Color indicates a positive or negative difference

Washington HYS results generated at [www.AskHYS.net](http://www.AskHYS.net) on 02-25-2024

**Missing codes:** S = result suppressed due to insufficient reporting from students of schools; N/G = grade not available; N/S = question was not surveyed this year; N/A = question was not asked of this grade.

# Statewide Relationship between Participation in Afterschool Activities and Demographics, Grade 12, 2023



\*Categories in this demographic factor are presented alone or in combination with other categories of the same factor; students who select more than one response are shown under each response.

\*\*Sexually or gender diverse youth are defined as any student selecting "transgender", "questioning/not sure", "something else fits better", or multiple options for gender identity, or any student selecting "gay or lesbian", "bisexual", "questioning/not sure", "something else fits better", or multiple response options for sexual orientation.