

Year: 2023

Grade: 6

Sex: All

Number of Students Surveyed: 1,394


Background:

- Researchers at the University of Washington (UW) developed a public health model for the prevention of youth substance use and misuse. They identified risk factors that predict youth substance use, and protective factors that can protect youth from the effects of those risks. Prevention strategies are designed to lower risk and increase protection. Additional details are available here: [Risk and Protective Factors on HYS](#)
- Risk Factor- something that may attribute to a problem.
- Protective Factor- something that helps to prevent a problem.
- Taking a close look at youth risk and protective factors can help providers select appropriate programming and interventions.

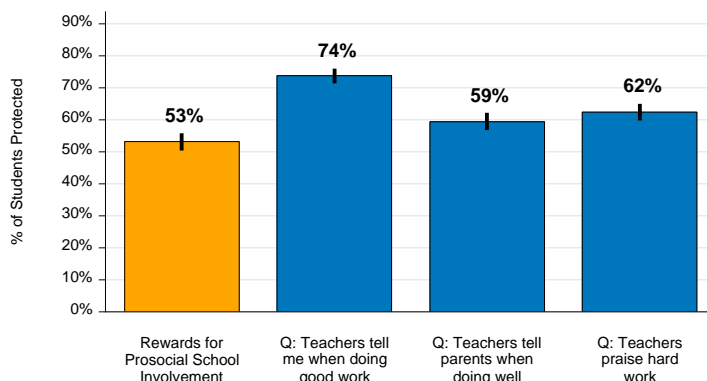
For More Information:

- Resources for parents on how to connect with their youth; <https://starttalkingnow.org/>
- Resources for schools; <https://www.k12.wa.us/student-success/health-safety/mental-social-behavioral-health>
- Resources about mental health; National Alliance on Mental Health; <https://www.nami.org/Home>
- For local Risk Factor profiles go to www.dshs.wa.gov/rda/research/Risk.shtm.

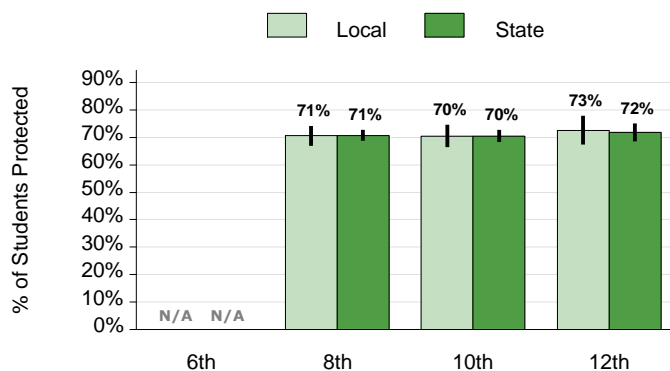
Protective Factor: Opportunities for Prosocial School Involvement with Component Questions (Q:) Grade 6, 2023



Protective Factor: Rewards for Prosocial School Involvement with Component Questions (Q:) Grade 6, 2023

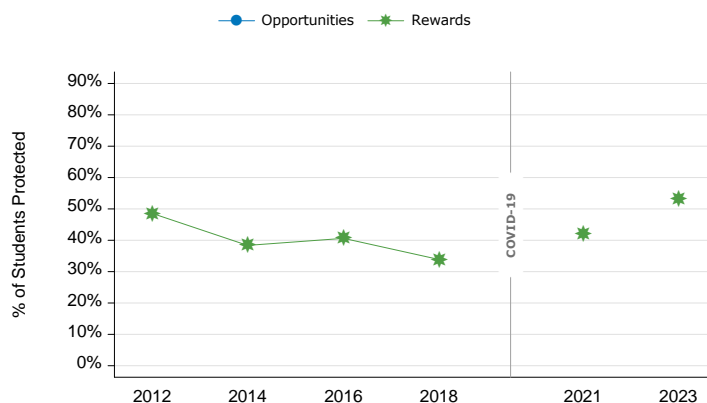


Protective Factor: Opportunities for Prosocial Involvement Compared to the State, All Grades, 2023



| Prevalence | 6th | 8th | 10th | 12th |
|------------|-----|--------|--------|--------|
| Local | N/A | 71% ±4 | 70% ±4 | 73% ±5 |
| State | N/A | 71% ±2 | 70% ±2 | 72% ±3 |

School Protective Factor 2012-2023, Grade 6



| Prevalence | 2012 | 2014 | 2016 | 2018 | 2021 | 2023 |
|---------------|--------|----------|--------|----------|----------|----------|
| Opportunities | N/A | N/A | N/A | N/A | N/A | N/A |
| Rewards | 49% ±3 | 38% ±3 ▼ | 41% ±3 | 34% ±2 ▼ | 42% ±3 ▲ | 53% ±3 ▲ |

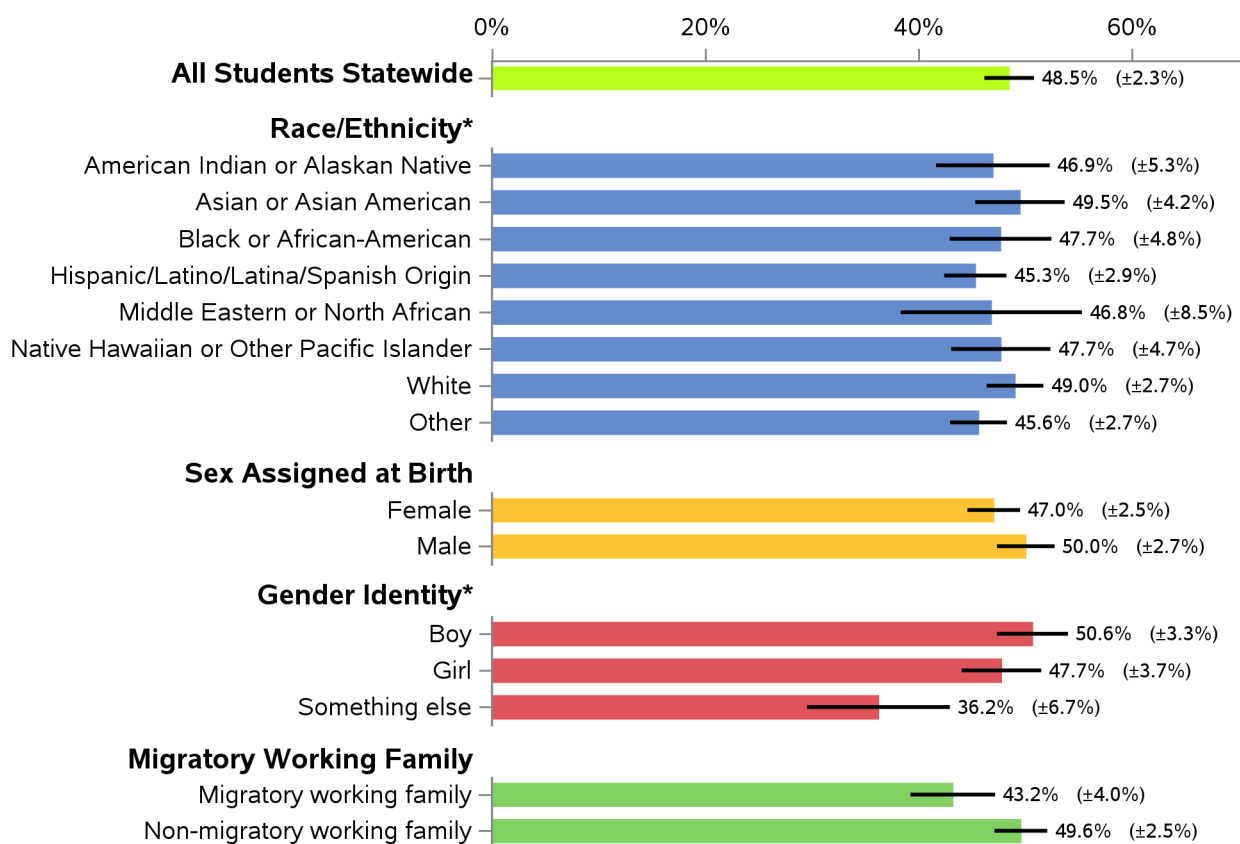
Prevalence is displayed with 95% confidence intervals (as ± or black bar)

▼ ▲ indicates a significant change from the previous year or a significant difference between state and local results, p<0.05 Color indicates a positive or negative difference

Washington HYS results generated at www.AskHYS.net on 03-01-2024

Missing codes: S = result suppressed due to insufficient reporting from students of schools; N/G = grade not available; N/S = question was not surveyed this year; N/A = question was not asked of this grade.

Statewide Relationship between Rewards for Prosocial School Involvement and Demographics, Grade 6, 2023



*Categories in this demographic factor are presented alone or in combination with other categories of the same factor; students who select more than one response are shown under each response.

Year: 2023

Grade: 8

Sex: All

Number of Students Surveyed: 1,348

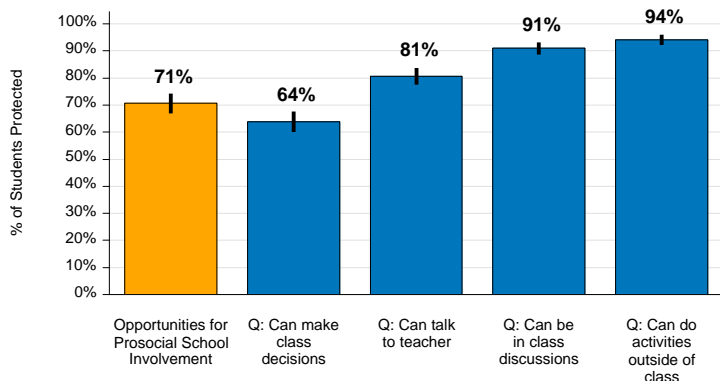
Background:

- Researchers at the University of Washington (UW) developed a public health model for the prevention of youth substance use and misuse. They identified risk factors that predict youth substance use, and protective factors that can protect prevent youth from the effects of those risks. Prevention strategies are designed to lower risk and increase protection. Additional details are available here: [Risk and Protective Factors on HYS](#)
- Risk Factor- something that may attribute to a problem.
- Protective Factor- something that helps to prevent a problem.
- Taking a close look at youth risk and protective factors can help providers select appropriate programming and interventions.

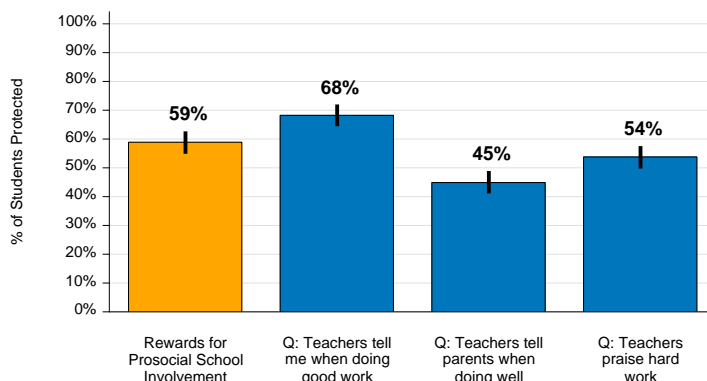
For More Information:

- Resources for parents on how to connect with their youth; <https://starttalkingnow.org/>
- Resources for schools; <https://www.k12.wa.us/student-success/health-safety/mental-social-behavioral-health>
- Resources about mental health; National Alliance on Mental Health; <https://www.nami.org/Home>
- For local Risk Factor profiles go to www.dshs.wa.gov/rda/research/Risk.shtm.

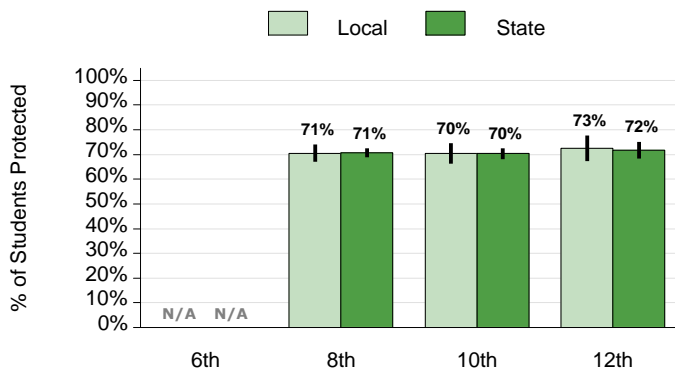
Protective Factor: Opportunities for Prosocial School Involvement with Component Questions (Q:) Grade 8, 2023



Protective Factor: Rewards for Prosocial School Involvement with Component Questions (Q:) Grade 8, 2023

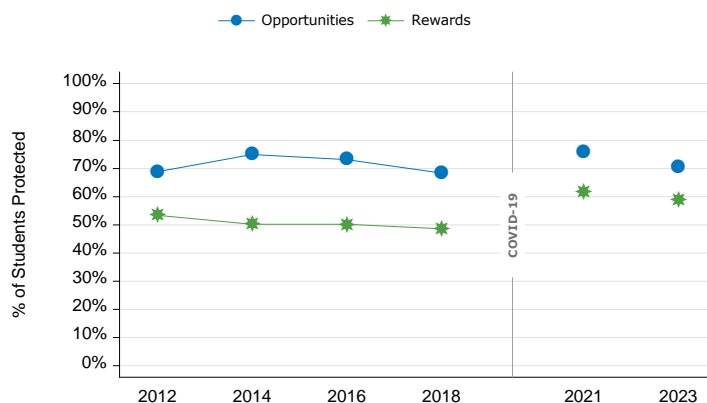


Protective Factor: Opportunities for Prosocial Involvement Compared to the State, All Grades, 2023



| Prevalence | 6th | 8th | 10th | 12th |
|------------|-----|---------|---------|---------|
| Local | N/A | 71% ± 4 | 70% ± 4 | 73% ± 5 |
| State | N/A | 71% ± 2 | 70% ± 2 | 72% ± 3 |

School Protective Factor 2012-2023, Grade 8



| Prevalence | 2012 | 2014 | 2016 | 2018 | 2021 | 2023 |
|---------------|---------|-----------|---------|---------|-----------|-----------|
| Opportunities | 69% ± 4 | 75% ± 3 ▲ | 73% ± 3 | 68% ± 4 | 76% ± 3 ▲ | 71% ± 4 ▼ |
| Rewards | 53% ± 4 | 50% ± 4 | 50% ± 4 | 48% ± 4 | 62% ± 4 ▲ | 59% ± 4 |

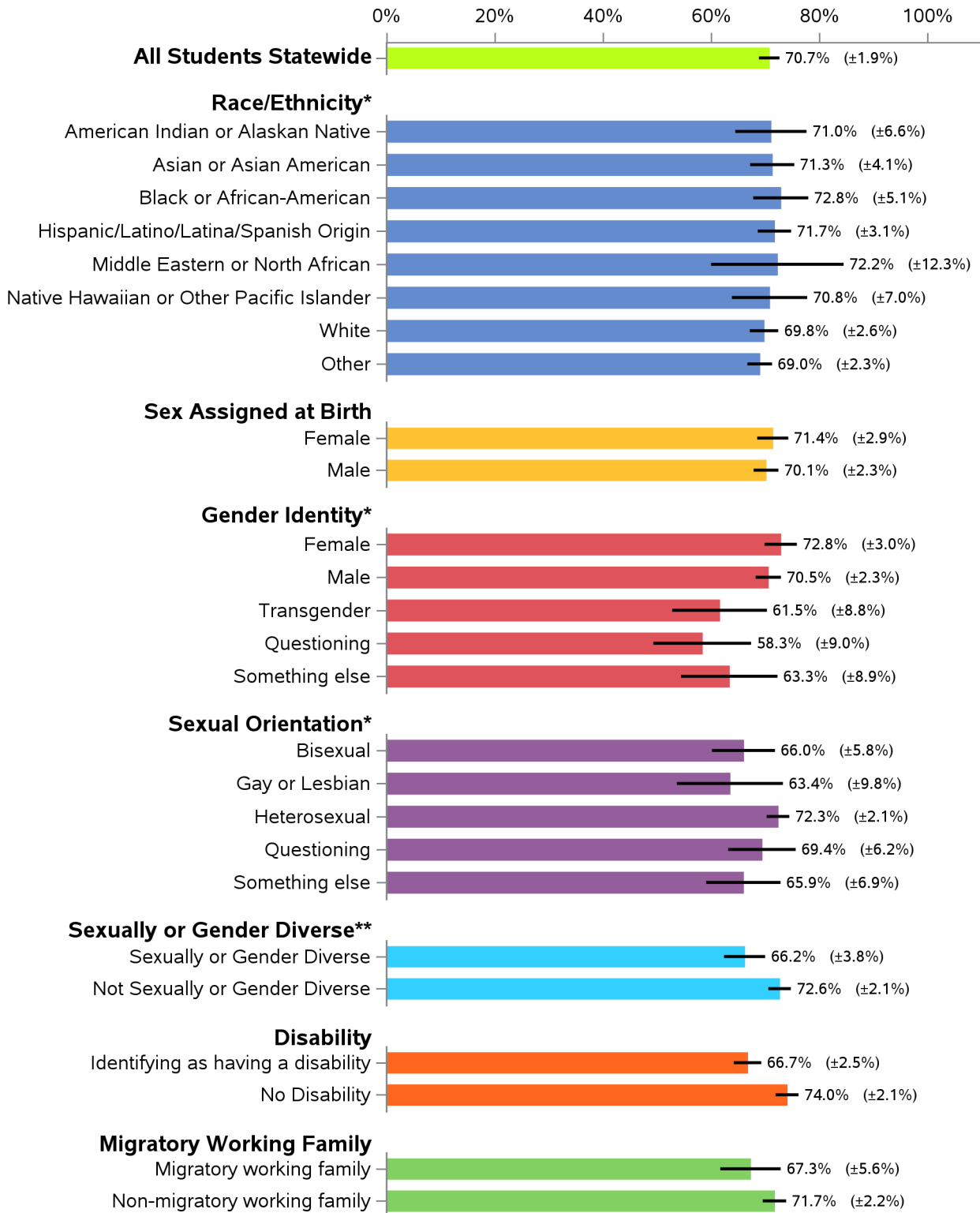
Prevalence is displayed with 95% confidence intervals (as ± or black bar)

▼ ▲ indicates a significant change from the previous year or a significant difference between state and local results, p<0.05 Color indicates a positive or negative difference

Washington HYS results generated at www.AskHYS.net on 03-01-2024

Missing codes: S = result suppressed due to insufficient reporting from students of schools; N/G = grade not available; N/S = question was not surveyed this year; N/A = question was not asked of this grade.

Statewide Relationship between Opportunities for Prosocial School Involvement and Demographics, Grade 8, 2023



*Categories in this demographic factor are presented alone or in combination with other categories of the same factor; students who select more than one response are shown under each response.

**Sexually or gender diverse youth are defined as any student selecting "transgender", "questioning/not sure", "something else fits better", or multiple options for gender identity, or any student selecting "gay or lesbian", "bisexual", "questioning/not sure", "something else fits better", or multiple response options for sexual orientation.

Year: 2023

Grade: 10

Sex: All

Number of Students Surveyed: 1,175

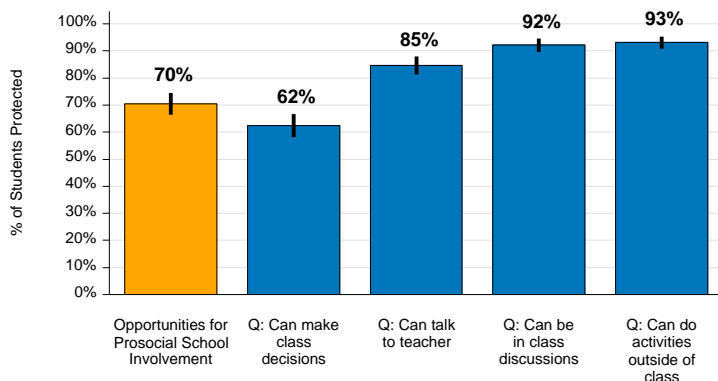
Background:

- Researchers at the University of Washington (UW) developed a public health model for the prevention of youth substance use and misuse. They identified risk factors that predict youth substance use, and protective factors that can protect youth from the effects of those risks. Prevention strategies are designed to lower risk and increase protection. Additional details are available here: [Risk and Protective Factors on HYS](#)
 - Risk Factor- something that may attribute to a problem.
 - Protective Factor- something that helps to prevent a problem.
- Taking a close look at youth risk and protective factors can help providers select appropriate programming and interventions.

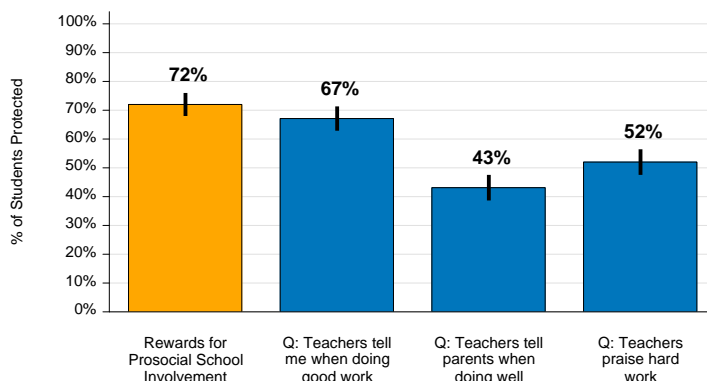
For More Information:

- Resources for parents on how to connect with their youth; <https://starttalkingnow.org/>
- Resources for schools; <https://www.k12.wa.us/student-success/health-safety/mental-social-behavioral-health>
- Resources about mental health; National Alliance on Mental Health; <https://www.nami.org/Home>
- For local Risk Factor profiles go to www.dshs.wa.gov/rda/research/Risk.shtm.

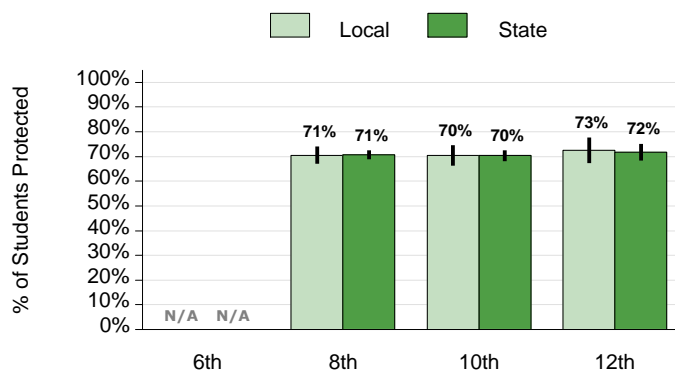
Protective Factor: Opportunities for Prosocial School Involvement with Component Questions (Q:) Grade 10, 2023



Protective Factor: Rewards for Prosocial School Involvement with Component Questions (Q:) Grade 10, 2023

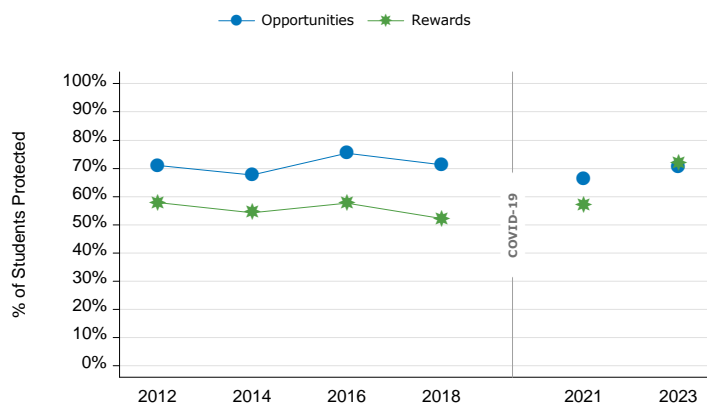


Protective Factor: Opportunities for Prosocial Involvement Compared to the State, All Grades, 2023



| Prevalence | 6th | 8th | 10th | 12th |
|------------|-----|--------|--------|--------|
| Local | N/A | 71% ±4 | 70% ±4 | 73% ±5 |
| State | N/A | 71% ±2 | 70% ±2 | 72% ±3 |

School Protective Factor 2012-2023, Grade 10



| Prevalence | 2012 | 2014 | 2016 | 2018 | 2021 | 2023 |
|---------------|--------|--------|----------|--------|--------|----------|
| Opportunities | 71% ±4 | 68% ±4 | 75% ±4 ▲ | 71% ±4 | 66% ±4 | 70% ±4 |
| Rewards | 58% ±4 | 54% ±4 | 58% ±4 | 52% ±4 | 57% ±4 | 72% ±4 ▲ |

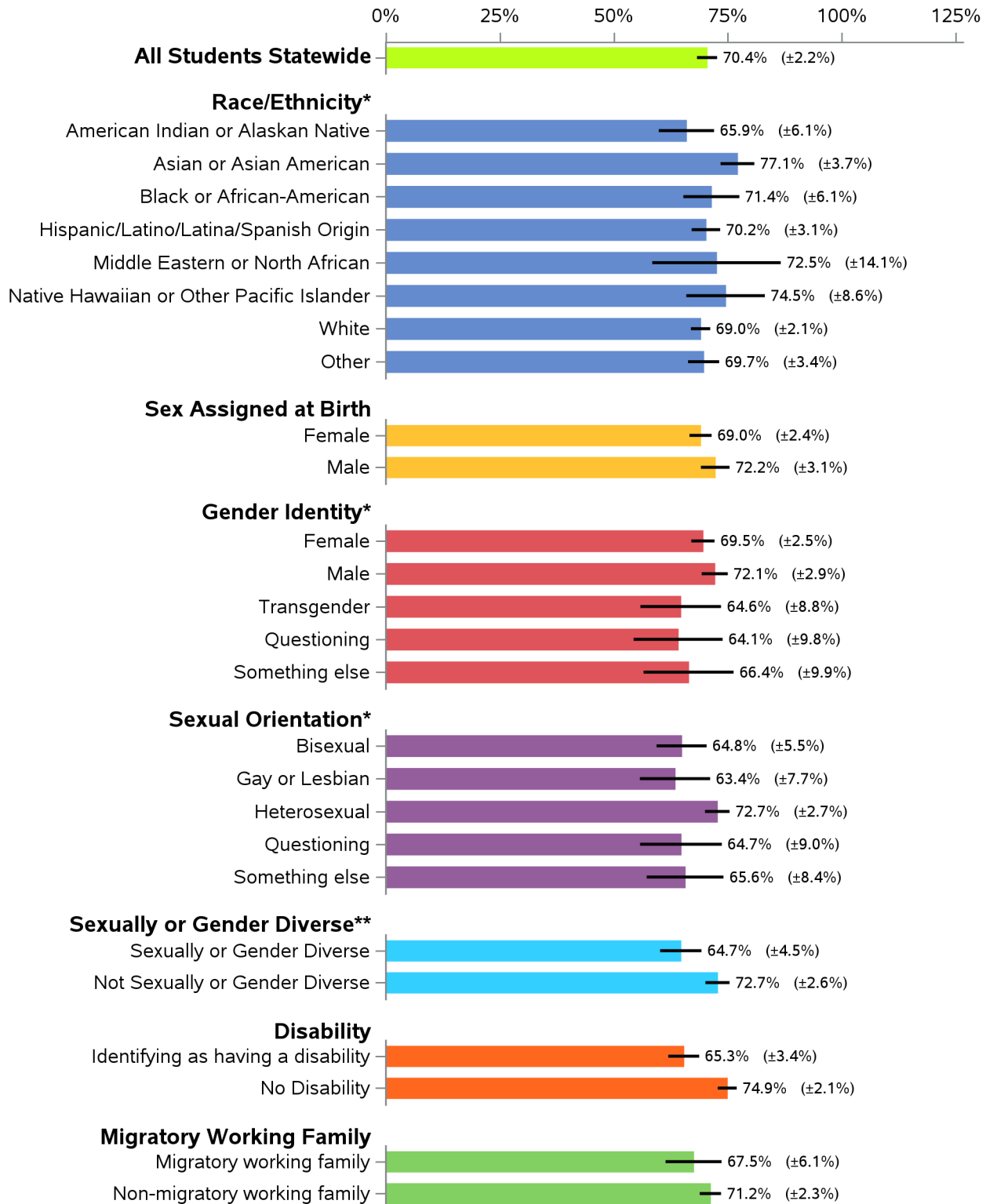
Prevalence is displayed with 95% confidence intervals (as ± or black bar)

▼ ▲ indicates a significant change from the previous year or a significant difference between state and local results, p<0.05 Color indicates a positive or negative difference

Washington HYS results generated at www.AskHYS.net on 03-01-2024

Missing codes: S = result suppressed due to insufficient reporting from students of schools; N/G = grade not available; N/S = question was not surveyed this year; N/A = question was not asked of this grade.

Statewide Relationship between Opportunities for Prosocial School Involvement and Demographics, Grade 10, 2023



*Categories in this demographic factor are presented alone or in combination with other categories of the same factor; students who select more than one response are shown under each response.

**Sexually or gender diverse youth are defined as any student selecting "transgender", "questioning/not sure", "something else fits better", or multiple options for gender identity, or any student selecting "gay or lesbian", "bisexual", "questioning/not sure", "something else fits better", or multiple response options for sexual orientation.

Year: 2023

Grade: 12

Sex: All

Number of Students Surveyed: 683

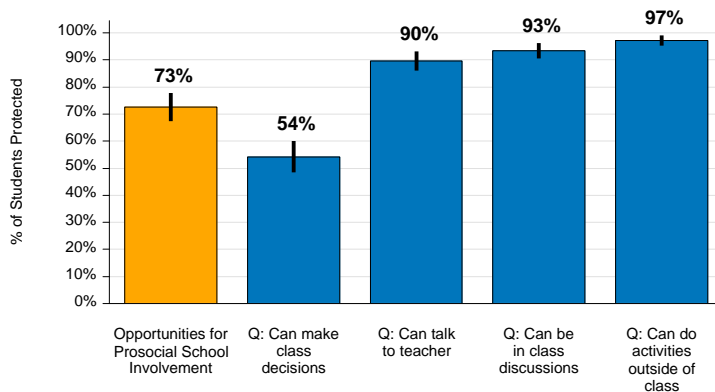
Background:

- Researchers at the University of Washington (UW) developed a public health model for the prevention of youth substance use and misuse. They identified risk factors that predict youth substance use, and protective factors that can protect youth from the effects of those risks. Prevention strategies are designed to lower risk and increase protection. Additional details are available here: [Risk and Protective Factors on HYS](#)
 - Risk Factor- something that may attribute to a problem.
 - Protective Factor- something that helps to prevent a problem.
- Taking a close look at youth risk and protective factors can help providers select appropriate programming and interventions.

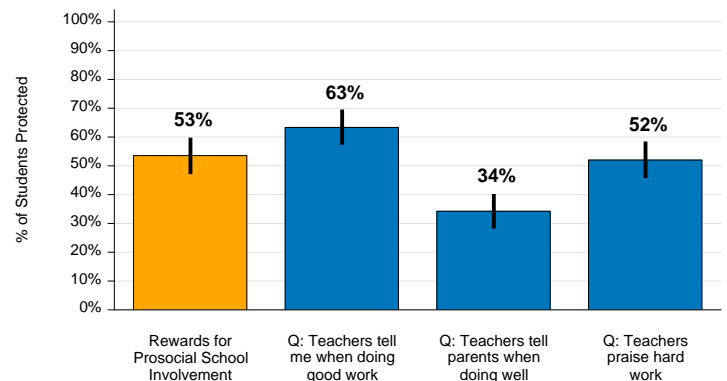
For More Information:

- Resources for parents on how to connect with their youth; <https://starttalkingnow.org/>
- Resources for schools; <https://www.k12.wa.us/student-success/health-safety/mental-social-behavioral-health>
- Resources about mental health; National Alliance on Mental Health; <https://www.nami.org/Home>
- For local Risk Factor profiles go to www.dshs.wa.gov/rda/research/Risk.shtm.

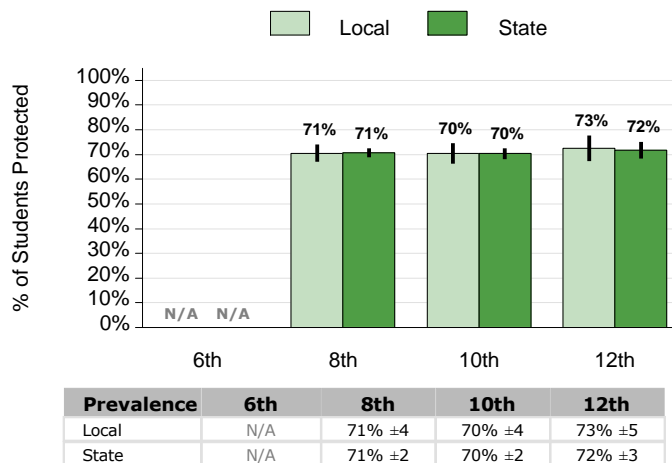
Protective Factor: Opportunities for Prosocial School Involvement with Component Questions (Q:)
Grade 12, 2023



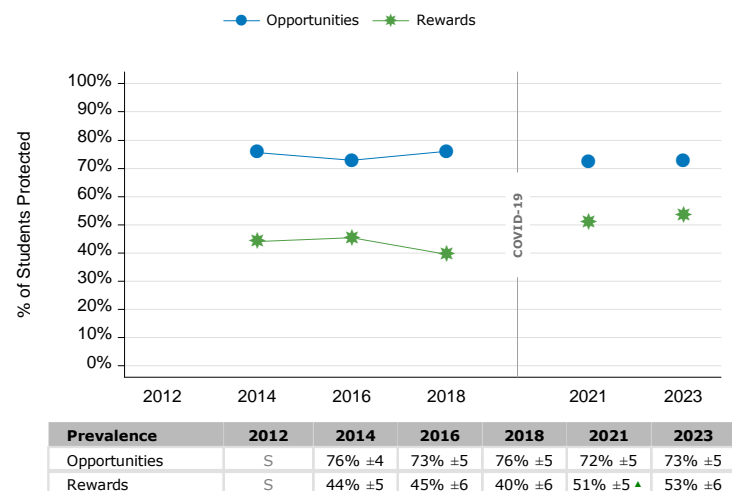
Protective Factor: Rewards for Prosocial School Involvement with Component Questions (Q:)
Grade 12, 2023



Protective Factor: Opportunities for Prosocial Involvement Compared to the State, All Grades, 2023



School Protective Factor 2012-2023, Grade 12



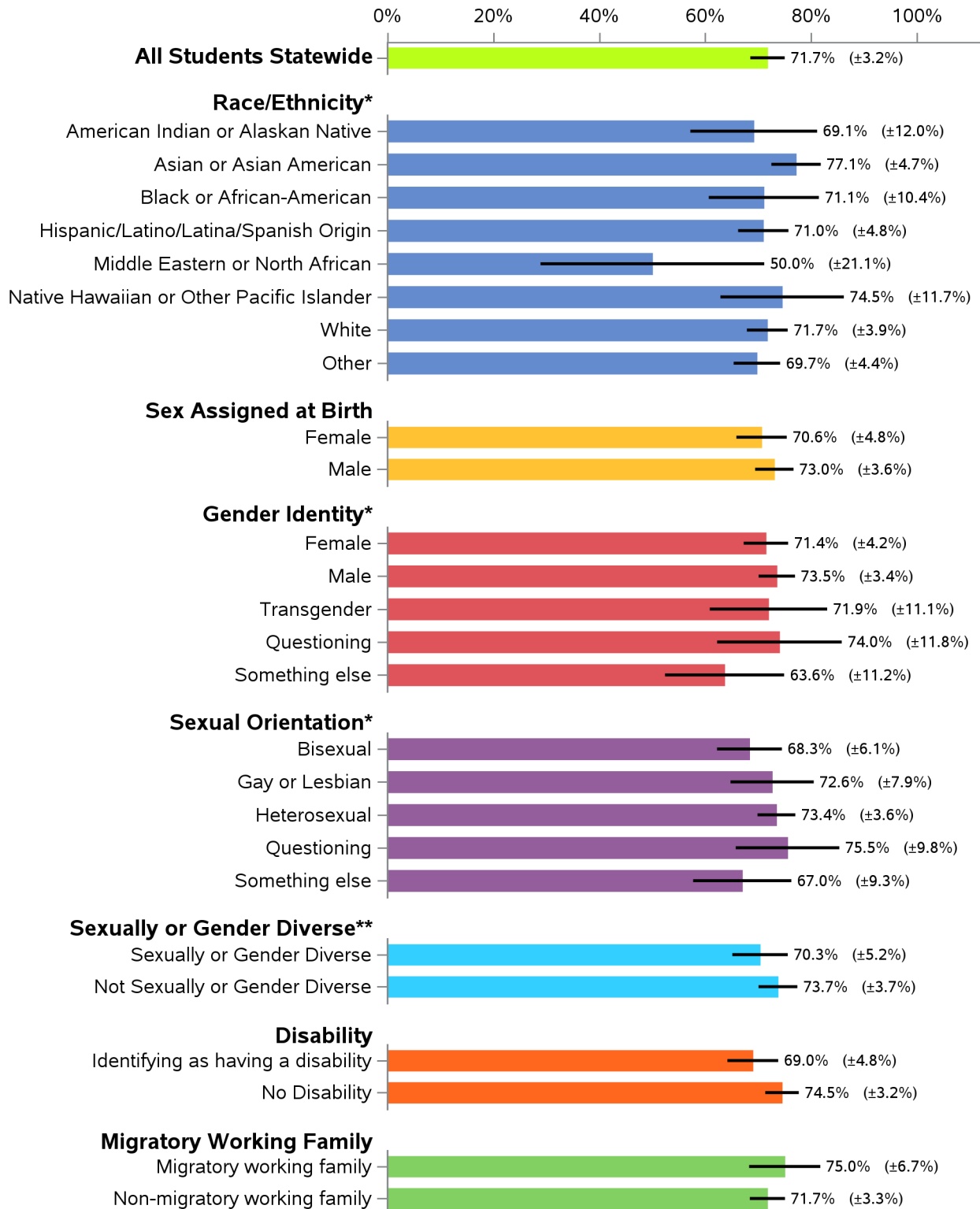
Prevalence is displayed with 95% confidence intervals (as ± or black bar)

▼ ▲ indicates a significant change from the previous year or a significant difference between state and local results, p<0.05 Color indicates a positive or negative difference

Washington HYS results generated at www.AskHYS.net on 03-01-2024

Missing codes: S = result suppressed due to insufficient reporting from students of schools; N/G = grade not available; N/S = question was not surveyed this year; N/A = question was not asked of this grade.

Statewide Relationship between Opportunities for Prosocial School Involvement and Demographics, Grade 12, 2023



*Categories in this demographic factor are presented alone or in combination with other categories of the same factor; students who select more than one response are shown under each response.

**Sexually or gender diverse youth are defined as any student selecting "transgender", "questioning/not sure", "something else fits better", or multiple options for gender identity, or any student selecting "gay or lesbian", "bisexual", "questioning/not sure", "something else fits better", or multiple response options for sexual orientation.