

Year: 2023

Grade: 6

Sex: All

Number of Students Surveyed: 1,394

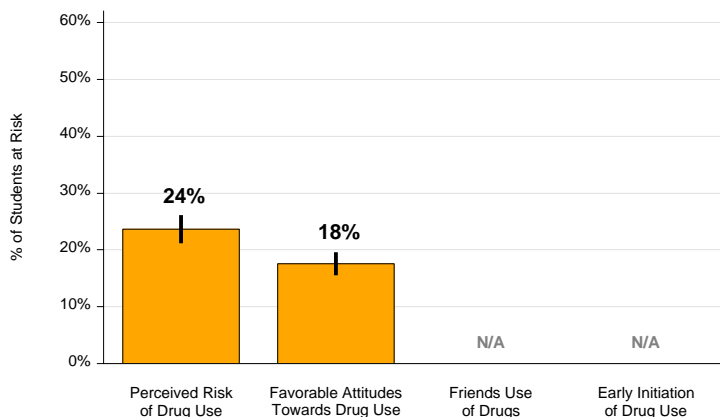
Background:

- Researchers at the University of Washington (UW) developed a public health model for the prevention of youth substance use and misuse. They identified risk factors that predict youth substance use, and protective factors that can protect prevent youth from the effects of those risks. Prevention strategies are designed to lower risk and increase protection. Additional details are available here: [Risk and Protective Factors on HYS](#)
- Each factor in the HYS is measured with two or more questions to include multiple dimensions of the risk or protective factor. The charts and tables below refer to the "percent of students protected," which is defined as the percent of students whose scores were above a protection cutpoint determined by UW researchers. We also report some of the individual questions.

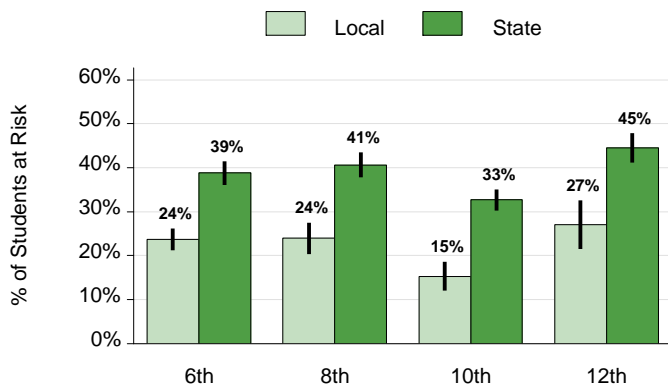
For More Information:

- To learn more go to the Start Talking Now website: www.StartTalkingNow.org. To find out about prevention coalitions in your area and how to get involved, go to https://www.theathenaforum.org/cpwi_coalitions.
- For free guides on preventing alcohol and other drug use, visit the ADAI Clearinghouse <http://adaiclearinghouse.net> or call (206) 221-8325.
- For prevention tips and other online resources visit <https://focusonyouwa.org> and www.DrugFree.org.
- For 24 hour help for mental health, substance use and misuse, and problem gambling, call 1-866-789-1511 or visit www.waRecoveryHelpLine.org.

**Peer-Individual Risk Factors
Grade 6, 2023**

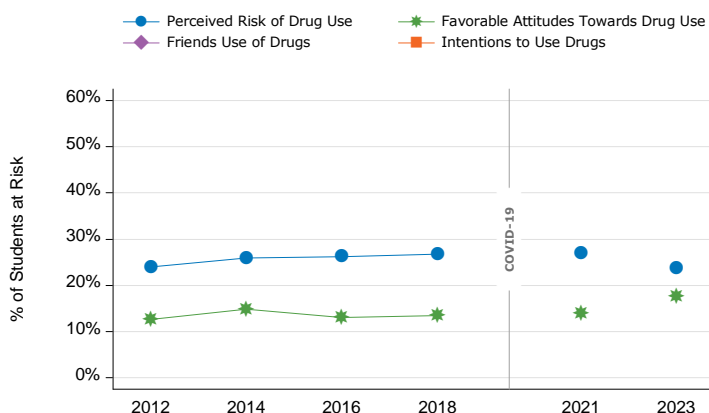


**Risk Factor: Perceived Risk of Drug Use
Compared to the State, All Grades, 2023**



Prevalence	6th	8th	10th	12th
Local	24% ±2▲	24% ±4▲	15% ±3▲	27% ±6▲
State	39% ±3	41% ±3	33% ±2	45% ±3

**Peer-Individual Risk Factor 2012-2023
Grade 6**

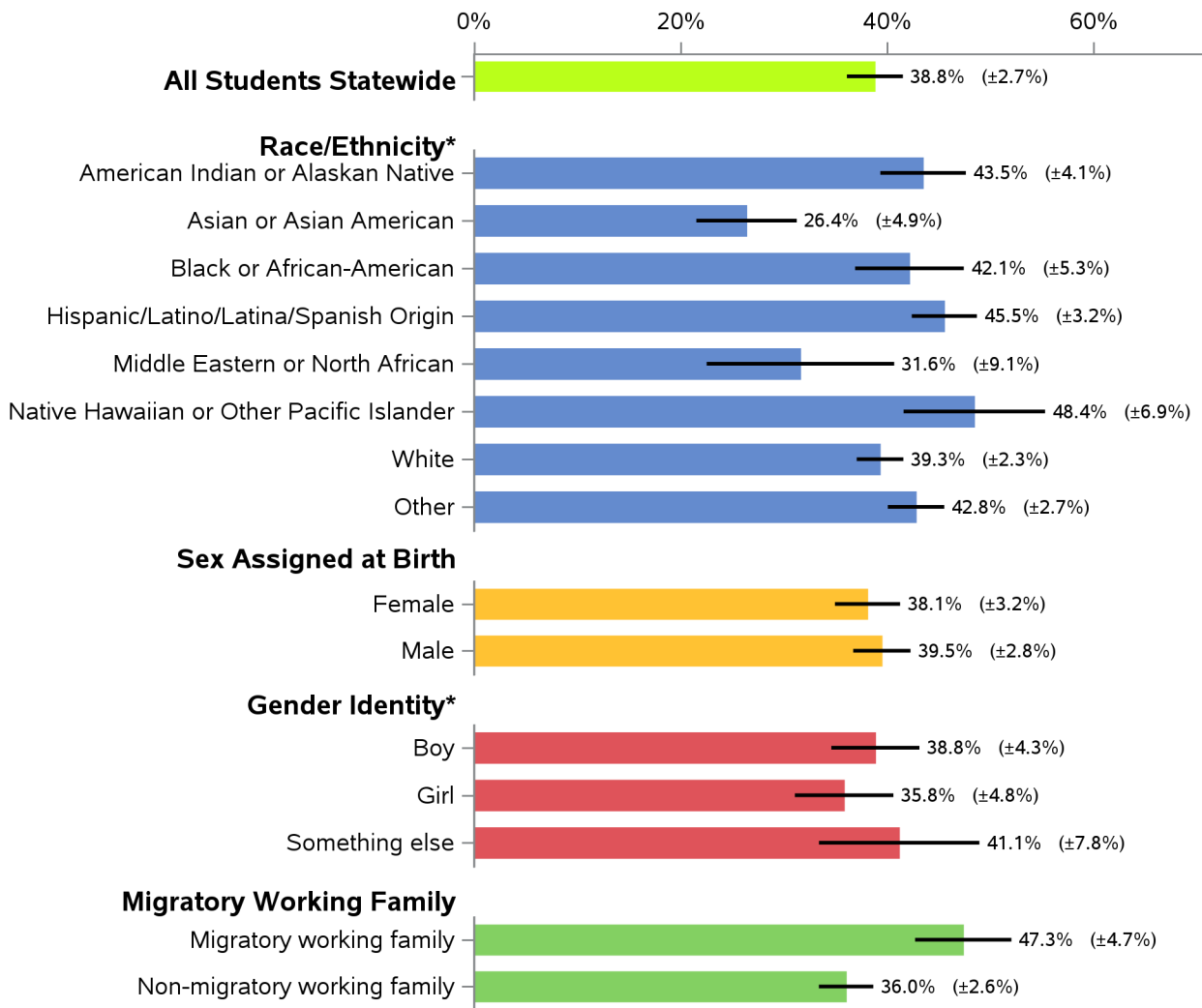


Prevalence	2012	2014	2016	2018	2021	2023
Perceived Risk of Drug Use	24% ±3	26% ±3	26% ±2	27% ±2	27% ±3	24% ±2
Favorable Attitudes Towards Drug Use	13% ±2	15% ±2	13% ±2	14% ±2	14% ±2	18% ±2▲
Friends Use of Drugs	N/A	N/A	N/A	N/A	N/A	N/A
Intentions to Use Drugs	N/A	N/S	N/S	N/S	N/S	N/S

In 2023, 18% of 6th graders in our school district were at risk for favorable attitudes towards drugs.

From 2021 to 2023, there has been no change in the perceived risk of drug use among 6th graders in our school district.

Statewide Relationship between Perceived Risk of Drug Use and Demographics, Grade 6, 2023



*Categories in this demographic factor are presented alone or in combination with other categories of the same factor; students who select more than one response are shown under each response.

Year: 2023

Grade: 8

Sex: All

Number of Students Surveyed: 1,348

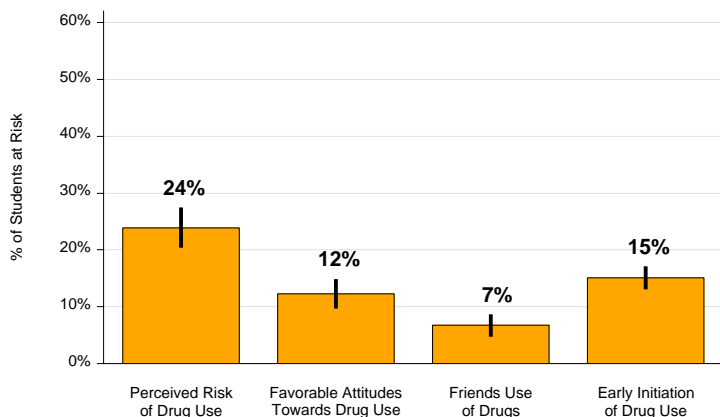
Background:

- Researchers at the University of Washington (UW) developed a public health model for the prevention of youth substance use and misuse. They identified risk factors that predict youth substance use, and protective factors that can protect prevent youth from the effects of those risks. Prevention strategies are designed to lower risk and increase protection. Additional details are available here: [Risk and Protective Factors on HYS](#)
- Each factor in the HYS is measured with two or more questions to include multiple dimensions of the risk or protective factor. The charts and tables below refer to the "percent of students protected," which is defined as the percent of students whose scores were above a protection cutpoint determined by UW researchers. We also report some of the individual questions.

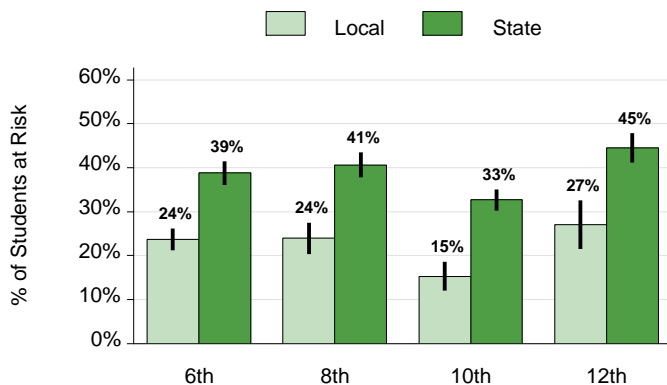
For More Information:

- To learn more go to the Start Talking Now website: www.StartTalkingNow.org. To find out about prevention coalitions in your area and how to get involved, go to https://www.theathenaforum.org/cpwi_coalitions.
- For free guides on preventing alcohol and other drug use, visit the ADAI Clearinghouse <http://adaiclearinghouse.net> or call (206) 221-8325.
- For prevention tips and other online resources visit <https://focusonyouwa.org> and www.DrugFree.org.
- For 24 hour help for mental health, substance use and misuse, and problem gambling, call 1-866-789-1511 or visit www.waRecoveryHelpLine.org.

**Peer-Individual Risk Factors
Grade 8, 2023**

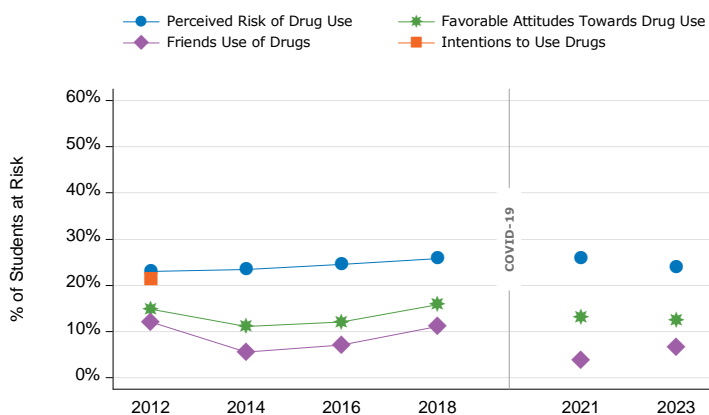


**Risk Factor: Perceived Risk of Drug Use
Compared to the State, All Grades, 2023**



Prevalence	6th	8th	10th	12th
Local	24% ±2▲	24% ±4▲	15% ±3▲	27% ±6▲
State	39% ±3	41% ±3	33% ±2	45% ±3

**Peer-Individual Risk Factor 2012-2023
Grade 8**

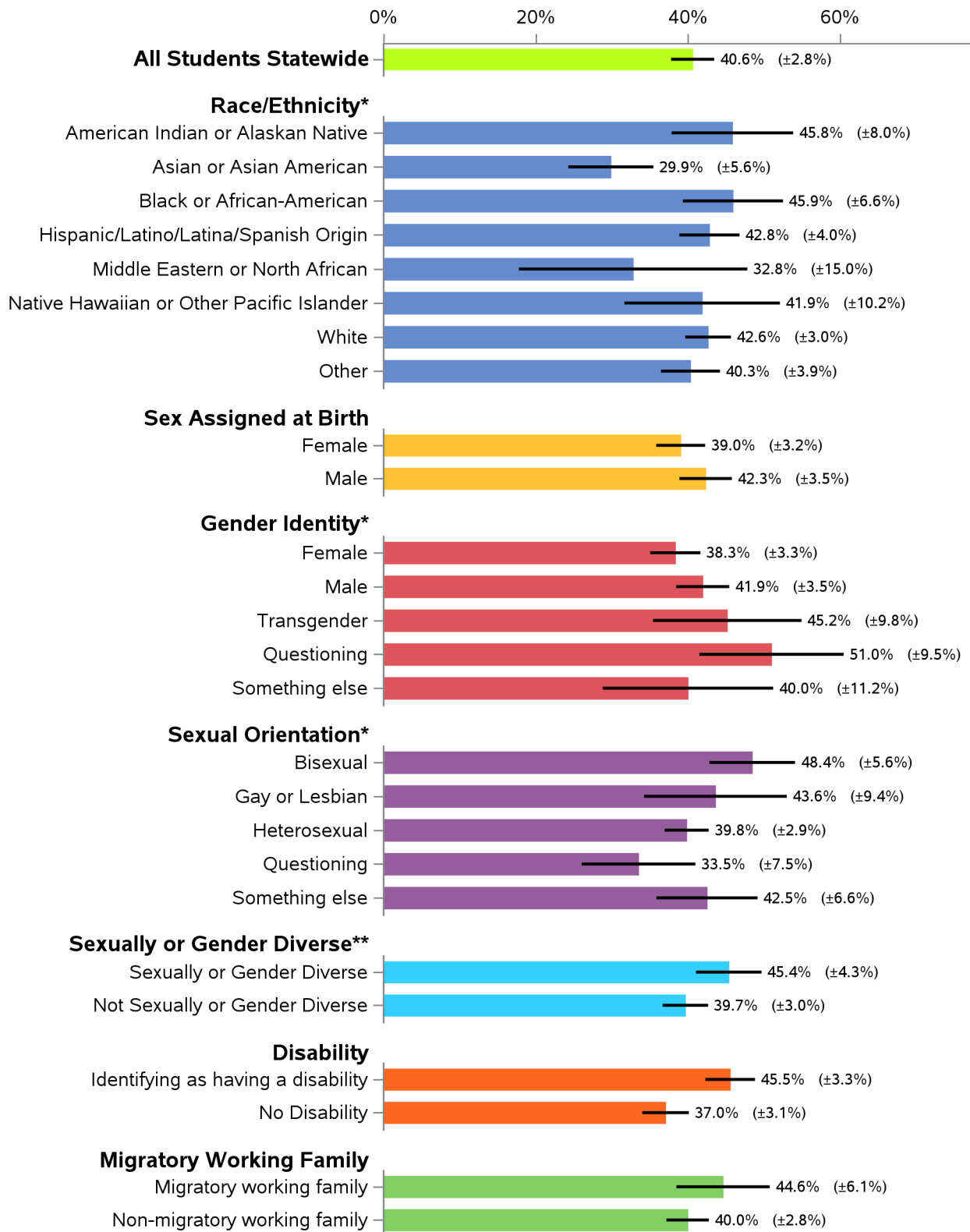


Prevalence	2012	2014	2016	2018	2021	2023
Perceived Risk of Drug Use	23% ±3	23% ±3	25% ±3	26% ±3	26% ±4	24% ±4
Favorable Attitudes Towards Drug Use	15% ±3	11% ±3	12% ±2	16% ±3	13% ±3	12% ±3
Friends Use of Drugs	12% ±3	6% ±2▼	7% ±2	11% ±3▲	4% ±2▼	7% ±2▲
Intentions to Use Drugs	21% ±3	N/S	N/S	N/S	N/S	N/S

In 2023, 12% of 8th graders in our school district were at risk for favorable attitudes towards drugs.

From 2021 to 2023, there has been no change in the perceived risk of drug use among 8th graders in our school district.

Statewide Relationship between Perceived Risk of Drug Use and Demographics, Grade 8, 2023



*Categories in this demographic factor are presented alone or in combination with other categories of the same factor; students who select more than one response are shown under each response.

**Sexually or gender diverse youth are defined as any student selecting "transgender", "questioning/not sure", "something else fits better", or multiple options for gender identity, or any student selecting "gay or lesbian", "bisexual", "questioning/not sure", "something else fits better", or multiple response options for sexual orientation.

Year: 2023

Grade: 10

Sex: All

Number of Students Surveyed: 1,175

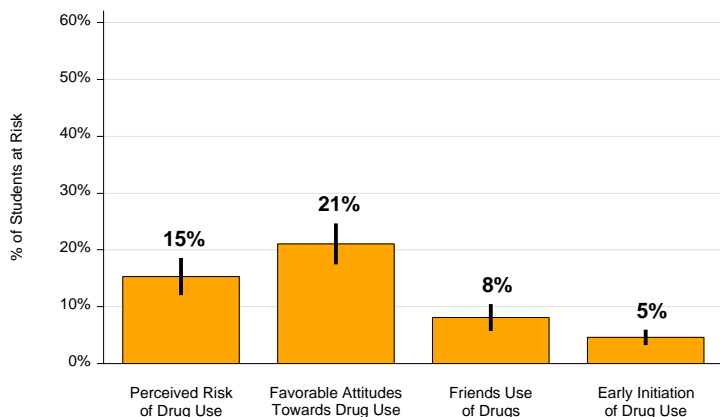
Background:

- Researchers at the University of Washington (UW) developed a public health model for the prevention of youth substance use and misuse. They identified risk factors that predict youth substance use, and protective factors that can protect prevent youth from the effects of those risks. Prevention strategies are designed to lower risk and increase protection. Additional details are available here: [Risk and Protective Factors on HYS](#)
- Each factor in the HYS is measured with two or more questions to include multiple dimensions of the risk or protective factor. The charts and tables below refer to the "percent of students protected," which is defined as the percent of students whose scores were above a protection cutpoint determined by UW researchers. We also report some of the individual questions.

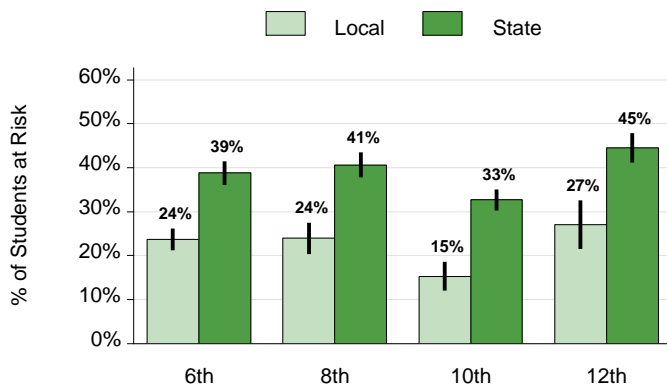
For More Information:

- To learn more go to the Start Talking Now website: www.StartTalkingNow.org. To find out about prevention coalitions in your area and how to get involved, go to https://www.theathenaforum.org/cpwi_coalitions.
- For free guides on preventing alcohol and other drug use, visit the ADAI Clearinghouse <http://adaiclearinghouse.net> or call (206) 221-8325.
- For prevention tips and other online resources visit <https://focusonyouwa.org> and www.DrugFree.org.
- For 24 hour help for mental health, substance use and misuse, and problem gambling, call 1-866-789-1511 or visit www.waRecoveryHelpLine.org.

**Peer-Individual Risk Factors
Grade 10, 2023**

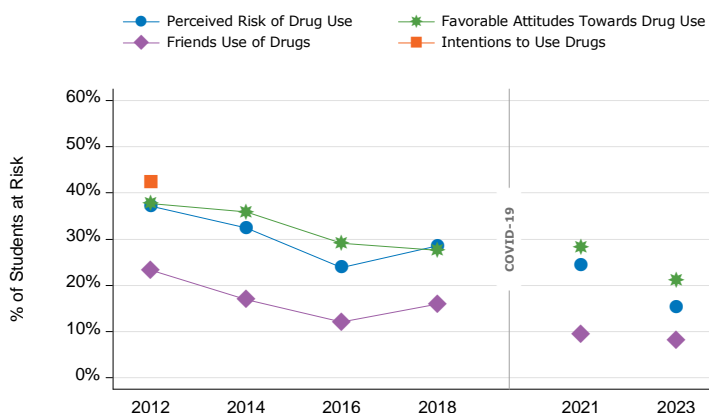


**Risk Factor: Perceived Risk of Drug Use
Compared to the State, All Grades, 2023**



Prevalence	6th	8th	10th	12th
Local	24% ±2▲	24% ±4▲	15% ±3▲	27% ±6▲
State	39% ±3	41% ±3	33% ±2	45% ±3

**Peer-Individual Risk Factor 2012-2023
Grade 10**

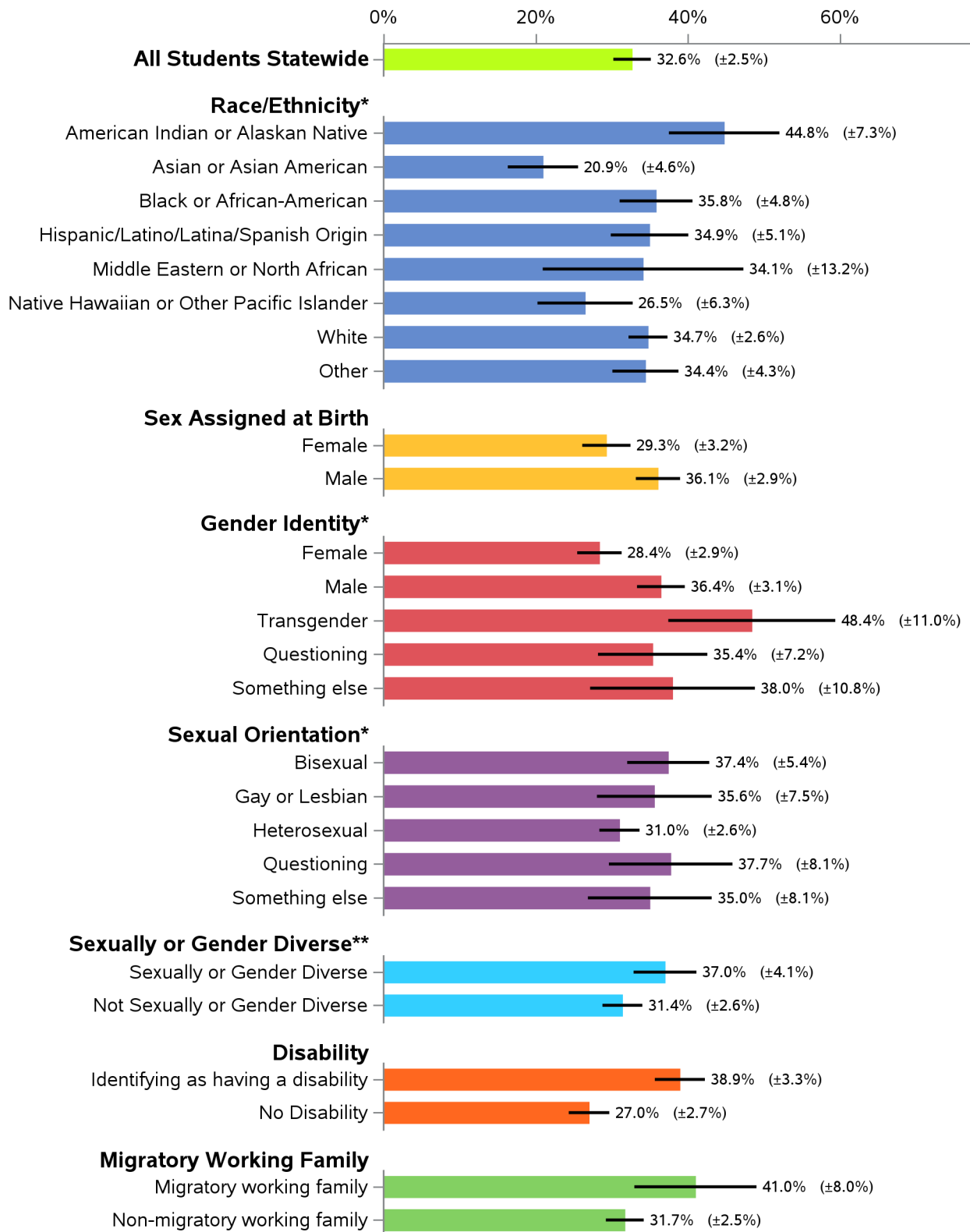


Prevalence	2012	2014	2016	2018	2021	2023
Perceived Risk of Drug Use	37% ±4	32% ±4	24% ±4▼	29% ±4	24% ±4	15% ±3▼
Favorable Attitudes Towards Drug Use	38% ±4	36% ±4	29% ±4▼	28% ±4	28% ±4	21% ±4▼
Friends Use of Drugs	23% ±4	17% ±3▼	12% ±3▼	16% ±3	9% ±3▼	8% ±2
Intentions to Use Drugs	42% ±4	N/S	N/S	N/S	N/S	N/S

In 2023, 21% of 10th graders in our school district were at risk for favorable attitudes towards drugs.

From 2021 to 2023, there has been a decrease in the perceived risk of drug use among 10th graders in our school district.

Statewide Relationship between Perceived Risk of Drug Use and Demographics, Grade 10, 2023



*Categories in this demographic factor are presented alone or in combination with other categories of the same factor; students who select more than one response are shown under each response.

**Sexually or gender diverse youth are defined as any student selecting "transgender", "questioning/not sure", "something else fits better", or multiple options for gender identity, or any student selecting "gay or lesbian", "bisexual", "questioning/not sure", "something else fits better", or multiple response options for sexual orientation.

Year: 2023

Grade: 12

Sex: All

Number of Students Surveyed: 683

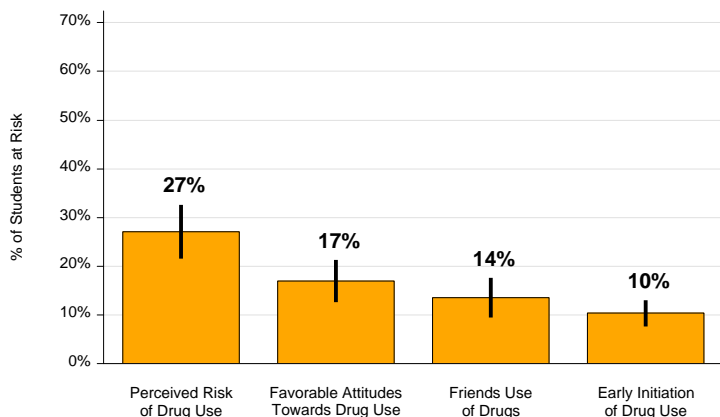
Background:

- Researchers at the University of Washington (UW) developed a public health model for the prevention of youth substance use and misuse. They identified risk factors that predict youth substance use, and protective factors that can protect prevent youth from the effects of those risks. Prevention strategies are designed to lower risk and increase protection. Additional details are available here: [Risk and Protective Factors on HYS](#)
- Each factor in the HYS is measured with two or more questions to include multiple dimensions of the risk or protective factor. The charts and tables below refer to the "percent of students protected," which is defined as the percent of students whose scores were above a protection cutpoint determined by UW researchers. We also report some of the individual questions.

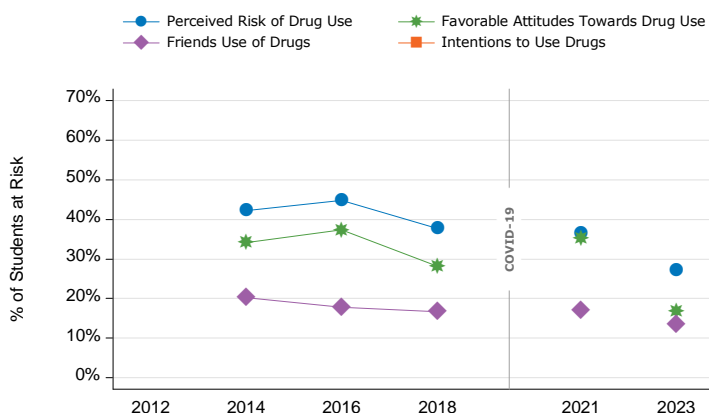
For More Information:

- To learn more go to the Start Talking Now website: www.StartTalkingNow.org. To find out about prevention coalitions in your area and how to get involved, go to https://www.theathenaforum.org/cpwi_coalitions.
- For free guides on preventing alcohol and other drug use, visit the ADAI Clearinghouse <http://adaiclearinghouse.net> or call (206) 221-8325.
- For prevention tips and other online resources visit <https://focusonyouwa.org> and www.DrugFree.org.
- For 24 hour help for mental health, substance use and misuse, and problem gambling, call 1-866-789-1511 or visit www.waRecoveryHelpLine.org.

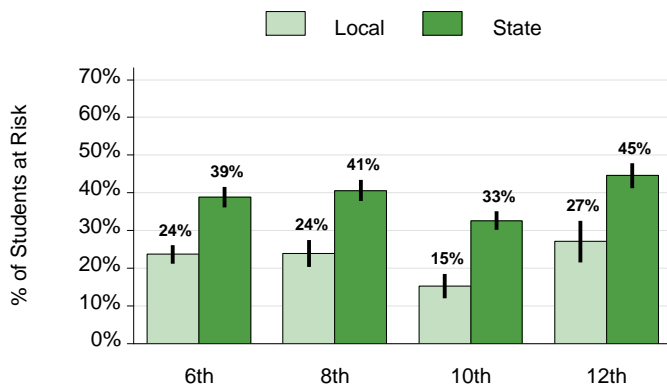
**Peer-Individual Risk Factors
Grade 12, 2023**



**Peer-Individual Risk Factor 2012-2023
Grade 12**



**Risk Factor: Perceived Risk of Drug Use
Compared to the State, All Grades, 2023**



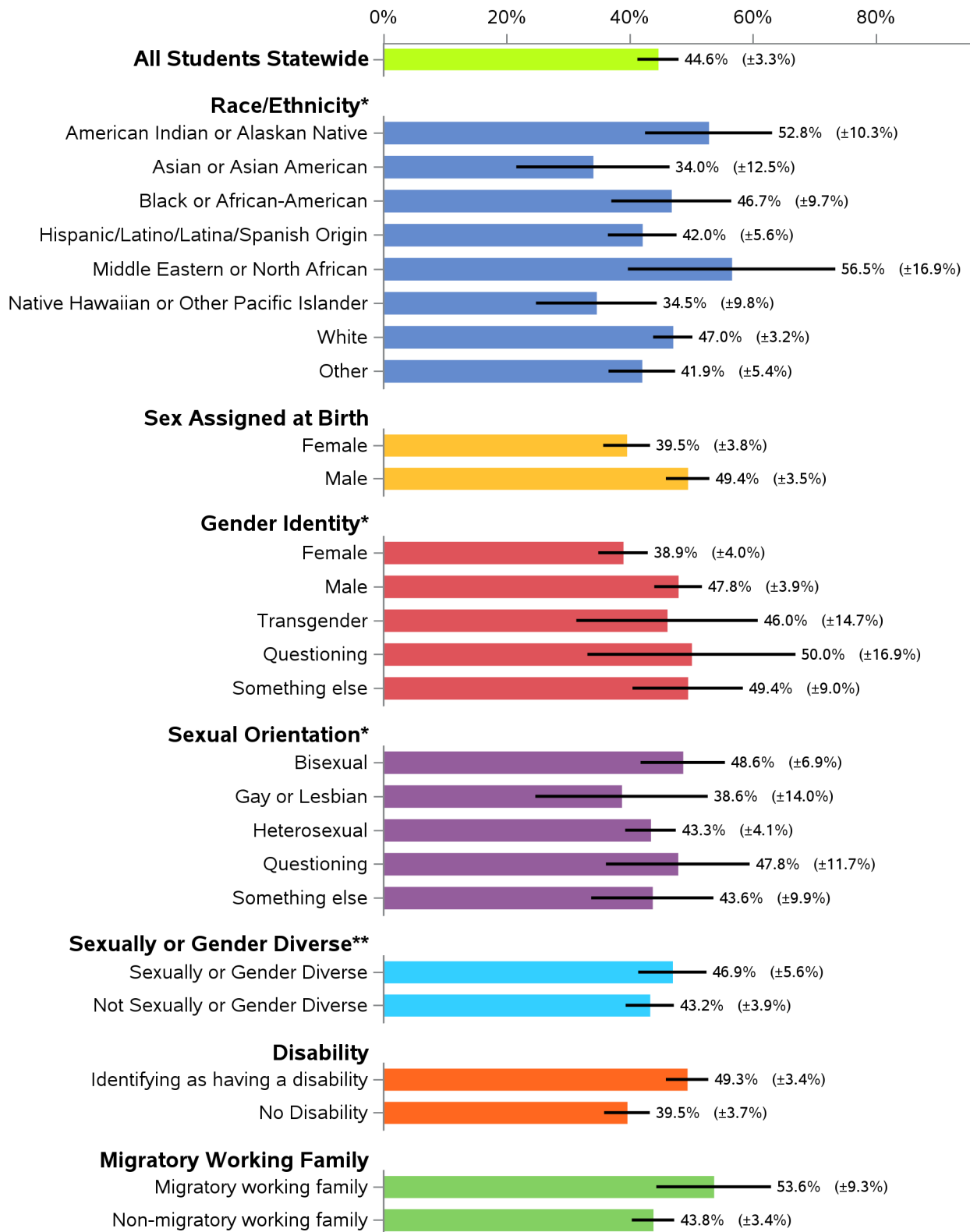
Prevalence	6th	8th	10th	12th
Local	24% ±2▲	24% ±4▲	15% ±3▲	27% ±6▲
State	39% ±3	41% ±3	33% ±2	45% ±3

Prevalence	2012	2014	2016	2018	2021	2023
Perceived Risk of Drug Use	S	42% ±5	45% ±6	38% ±6	37% ±5	27% ±6▼
Favorable Attitudes Towards Drug Use	S	34% ±5	37% ±6	28% ±5▼	35% ±5	17% ±4▼
Friends Use of Drugs	S	20% ±4	18% ±5	17% ±4	17% ±4	14% ±4
Intentions to Use Drugs	S	N/S	N/S	N/S	N/S	N/S

In 2023, 17% of 12th graders in our school district were at risk for favorable attitudes towards drugs.

From 2021 to 2023, there has been a decrease in the perceived risk of drug use among 12th graders in our school district.

Statewide Relationship between Perceived Risk of Drug Use and Demographics, Grade 12, 2023



*Categories in this demographic factor are presented alone or in combination with other categories of the same factor; students who select more than one response are shown under each response.

**Sexually or gender diverse youth are defined as any student selecting "transgender", "questioning/not sure", "something else fits better", or multiple options for gender identity, or any student selecting "gay or lesbian", "bisexual", "questioning/not sure", "something else fits better", or multiple response options for sexual orientation.