

Year: 2023

Grade: 6

Sex: All

Number of Students Surveyed: 1,394

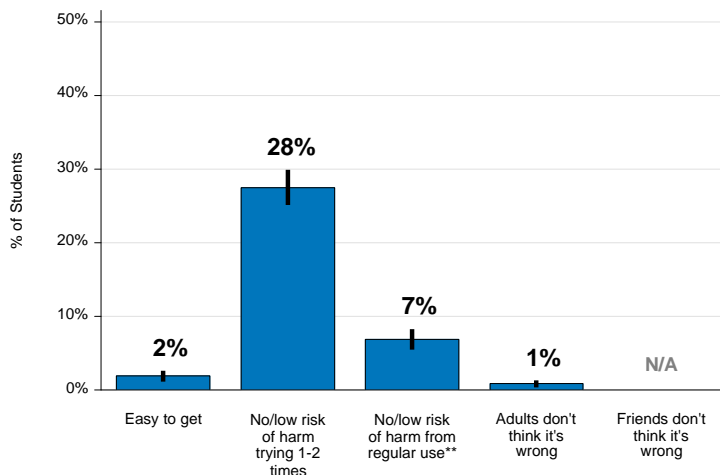
Background:

- Research shows between 10 and 30% of marijuana users develop some degree of addiction. Those who start using earlier may be more likely to develop an addiction (<https://nida.nih.gov/publications/drugfacts/cannabis-marijuana>).
- Marijuana use can impact brain development. Brain development continues until 25 years of age.
- Marijuana use can cause deficits in learning and memory. Teens who use marijuana are more likely to receive failing grades in school.

For More Information:

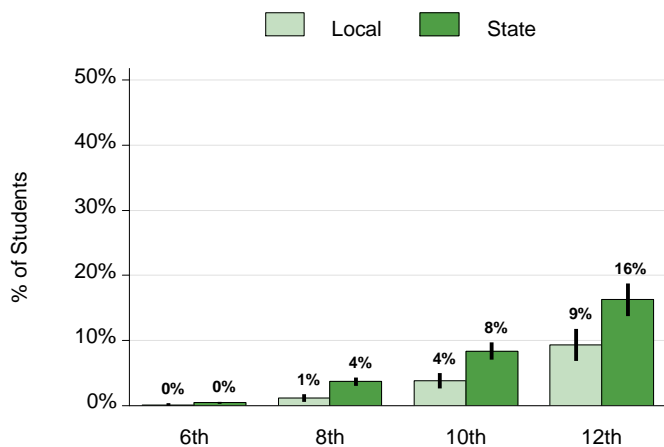
- To learn more, go to the Start Talking Now website: www.StartTalkingNow.org. To find out about prevention coalitions in your area and how to get involved, go to https://www.theathenaforum.org/cpwi_coalitions.
- For free printed guides on preventing marijuana, alcohol and other drug use, visit the ADAI Clearinghouse <http://adaiclearinghouse.net> or call (206) 221-8325.
- For 24 hour help for mental health, substance use or misuse, and problem gambling, call 1-866-789-1511 or visit www.waRecoveryHelpLine.org.

Attitudes about Marijuana Use
Grade 6, 2023



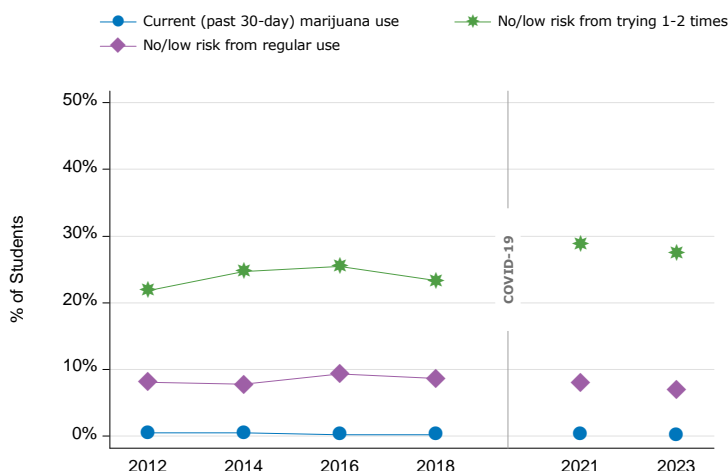
In 2023, 7% of 6th graders in our school district thought there was little or no risk of using marijuana regularly.

Current (past 30-day) Marijuana Use
Compared to the State, All Grades, 2023



Prevalence	6th	8th	10th	12th
Local	0% ±0▲	1% ±1▲	4% ±1▲	9% ±2▲
State	0% ±0	4% ±1	8% ±1	16% ±2

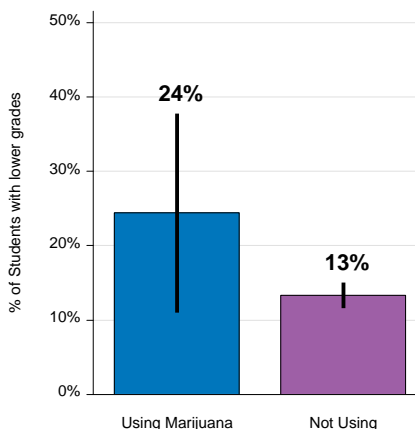
Marijuana Use and Perception of Harm 2012-2023
Grade 6



Prevalence	2012	2014	2016	2018	2021	2023
Current (past 30-day) marijuana use	1% ±0	1% ±0	0% ±0.2	0% ±0.2	0% ±0.3	0% ±0.2
No/low risk from trying 1-2 times	22% ±2	25% ±2	25% ±2	23% ±2	29% ±3▲	28% ±2
No/low risk from regular use**	8% ±2	8% ±1	9% ±2	9% ±1	8% ±2	7% ±1

**"Smoke" marijuana regularly was changed to "Use" regularly in 2014. This may mark a break in the trend.

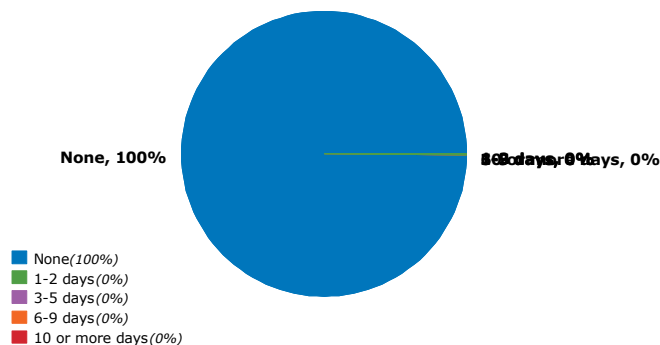
Statewide Relationship between
Lower Grades and Current (past 30-day) Marijuana Use
Grade 6, 2023



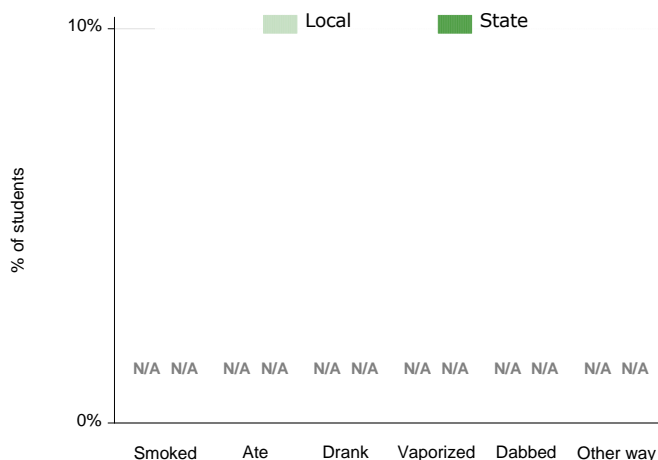
Statewide, more 6th graders who use marijuana report lower grades in school (C's, D's or F's) compared to those who don't use.

Marijuana Use for Issaquah School District

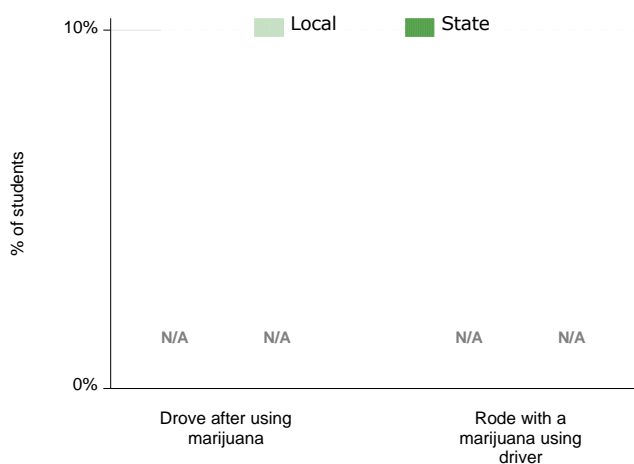
Level of Current (past 30-day) Marijuana Use
Grade 6, 2023



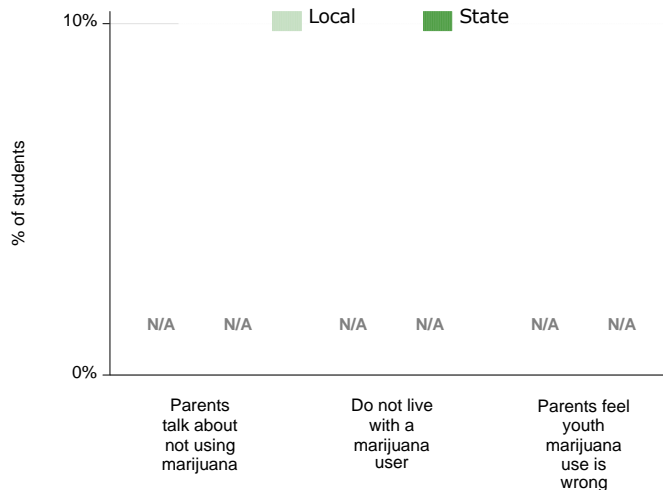
Type of Marijuana Use among Those Who Used It
Grade 6, 2023



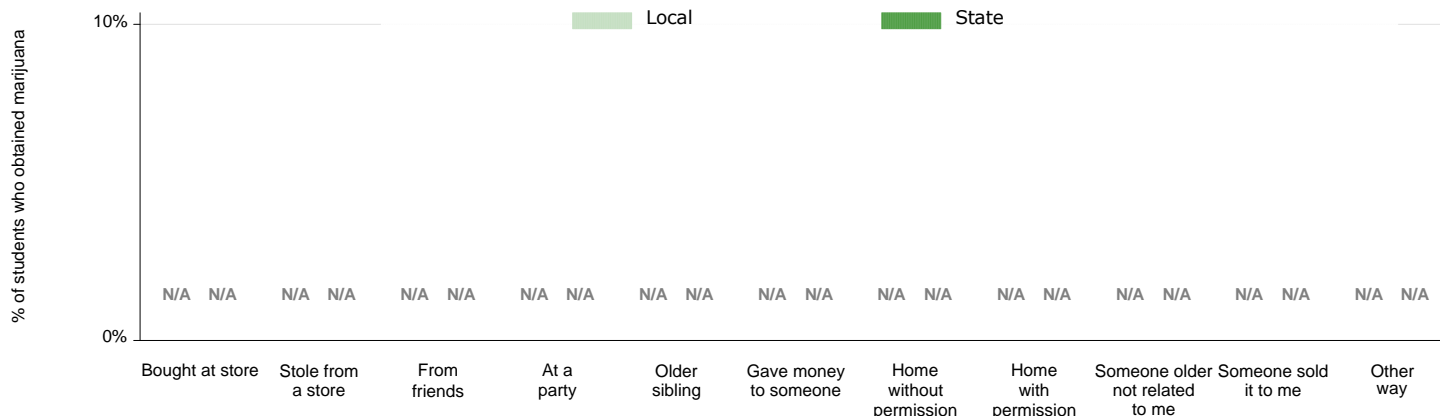
Marijuana Use and Driving/Riding
Grade 6, 2023



Family Environment, Grade 6, 2023

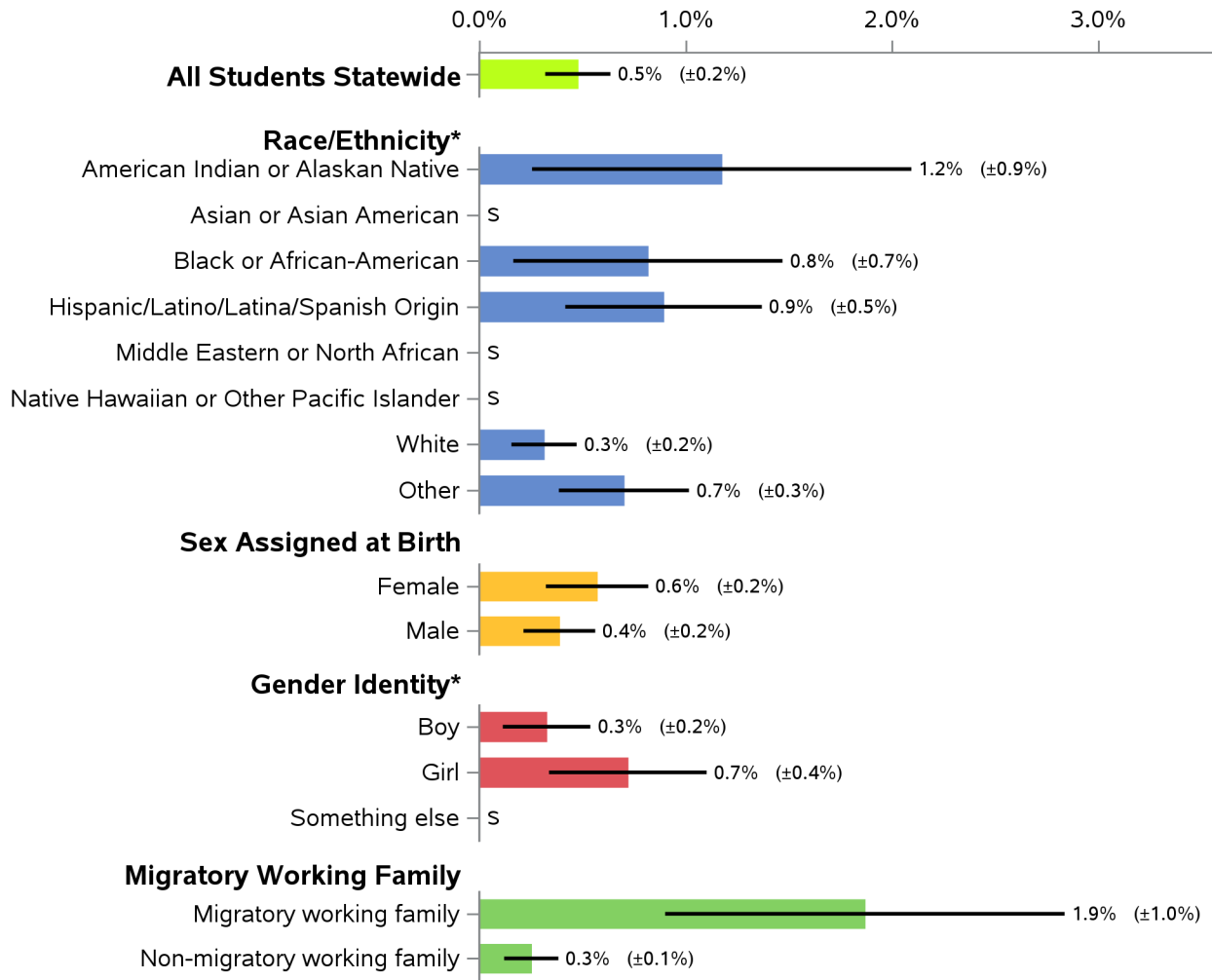


Where Do Youth Get Marijuana? Grade 6, 2023



The percentages in this chart are based on all students who reported getting marijuana in the past 30 days, regardless whether they reported using in the past 30 days. Students could select multiple sources.

Statewide Relationship between Current (past 30-days) Marijuana Use and Demographics, Grade 6, 2023



*Categories in this demographic factor are presented alone or in combination with other categories of the same factor; students who select more than one response are shown under each response.

S - results are suppressed because less than 5 students answered this way

Year: 2023

Grade: 8

Sex: All

Number of Students Surveyed: 1,348

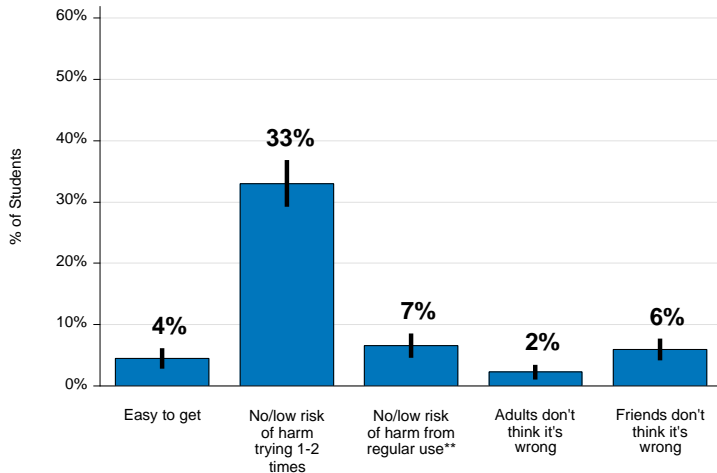
Background:

- Research shows between 10 and 30% of marijuana users develop some degree of addiction. Those who start using earlier may be more likely to develop an addiction (<https://nida.nih.gov/publications/drugfacts/cannabis-marijuana>).
- Marijuana use can impact brain development. Brain development continues until 25 years of age.
- Marijuana use can cause deficits in learning and memory. Teens who use marijuana are more likely to receive failing grades in school.

For More Information:

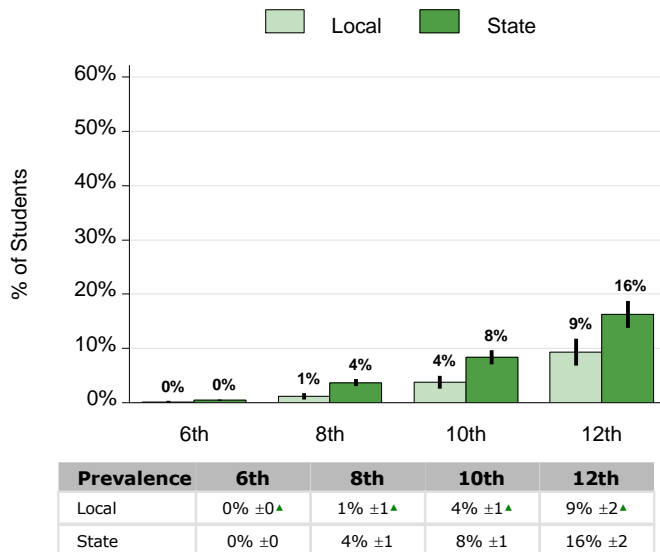
- To learn more, go to the Start Talking Now website: www.StartTalkingNow.org. To find out about prevention coalitions in your area and how to get involved, go to https://www.theathenaforum.org/cpwi_coalitions.
- For free printed guides on preventing marijuana, alcohol and other drug use, visit the ADAI Clearinghouse <http://adaiclearinghouse.net> or call (206) 221-8325.
- For 24 hour help for mental health, substance use or misuse, and problem gambling, call 1-866-789-1511 or visit www.waRecoveryHelpLine.org.

**Attitudes about Marijuana Use
Grade 8, 2023**

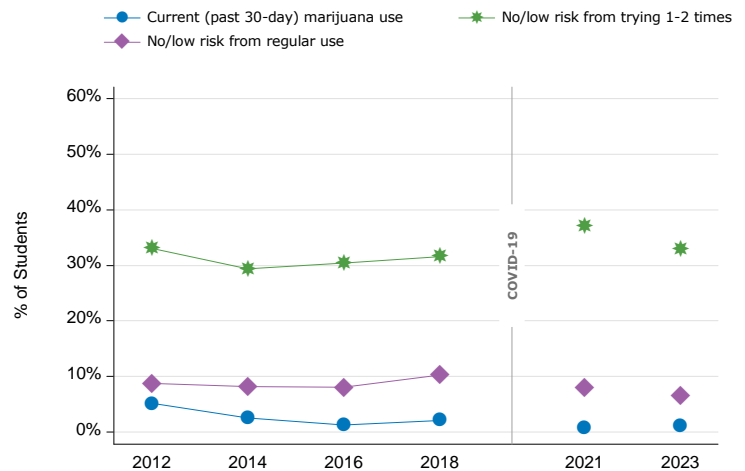


In 2023, 7% of 8th graders in our school district thought there was little or no risk of using marijuana regularly.

**Current (past 30-day) Marijuana Use
Compared to the State, All Grades, 2023**



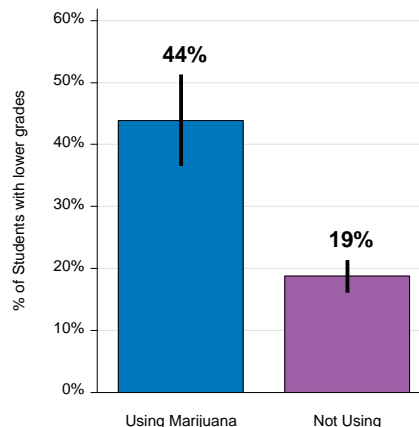
**Marijuana Use and Perception of Harm 2012-2023
Grade 8**



Prevalence	2012	2014	2016	2018	2021	2023
Current (past 30-day) marijuana use	5% ±1	3% ±1▼	1% ±1▼	2% ±1	1% ±0▼	1% ±1
No/low risk from trying 1-2 times	33% ±4	29% ±4	30% ±3	32% ±4	37% ±4▲	33% ±4
No/low risk from regular use**	9% ±2	8% ±2	8% ±2	10% ±2	8% ±2	7% ±2

**"Smoke" marijuana regularly was changed to "Use" regularly in 2014. This may mark a break in the trend.

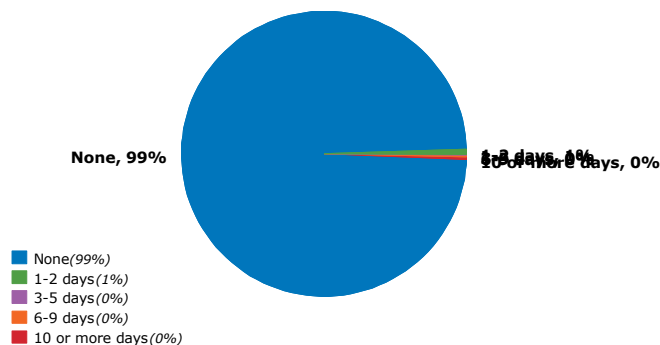
**Statewide Relationship between
Lower Grades and Current (past 30-day) Marijuana Use
Grade 8, 2023**



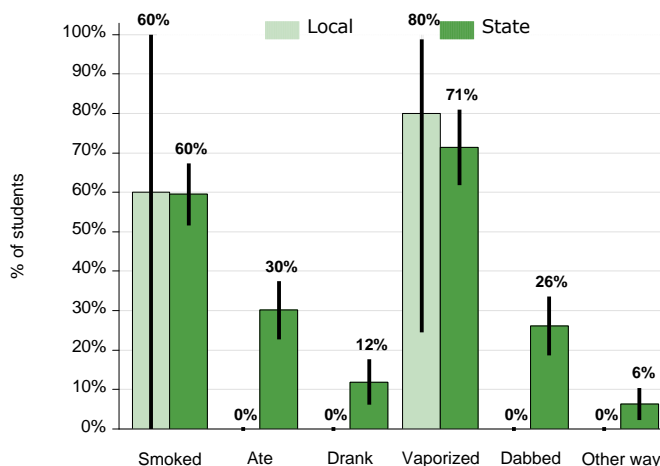
Statewide, more 8th graders who use marijuana report lower grades in school (C's, D's or F's) compared to those who don't use.

Marijuana Use for Issaquah School District

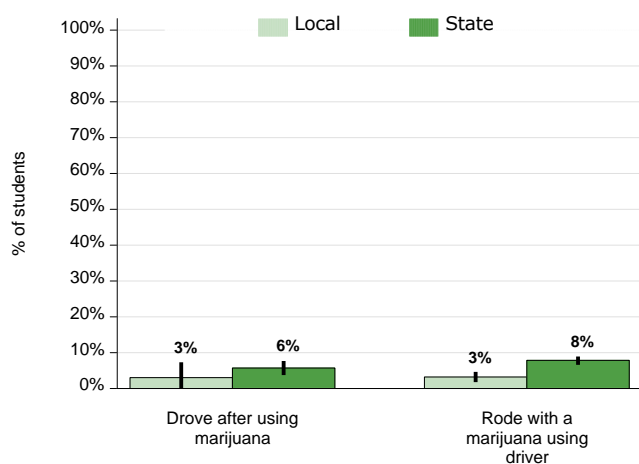
Level of Current (past 30-day) Marijuana Use
Grade 8, 2023



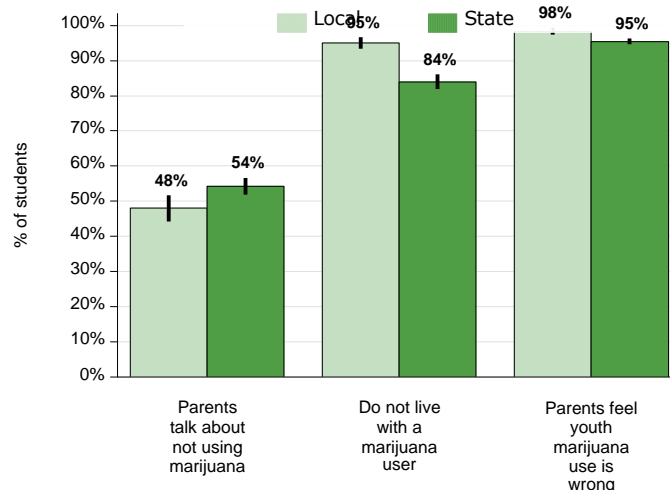
Type of Marijuana Use among Those Who Used It
Grade 8, 2023



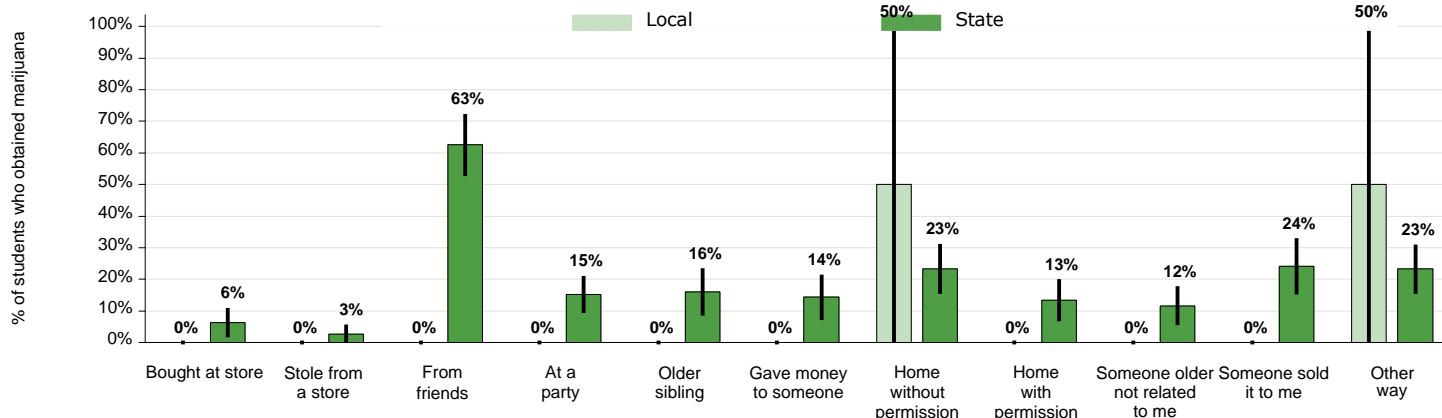
Marijuana Use and Driving/Riding
Grade 8, 2023



Family Environment, Grade 8, 2023

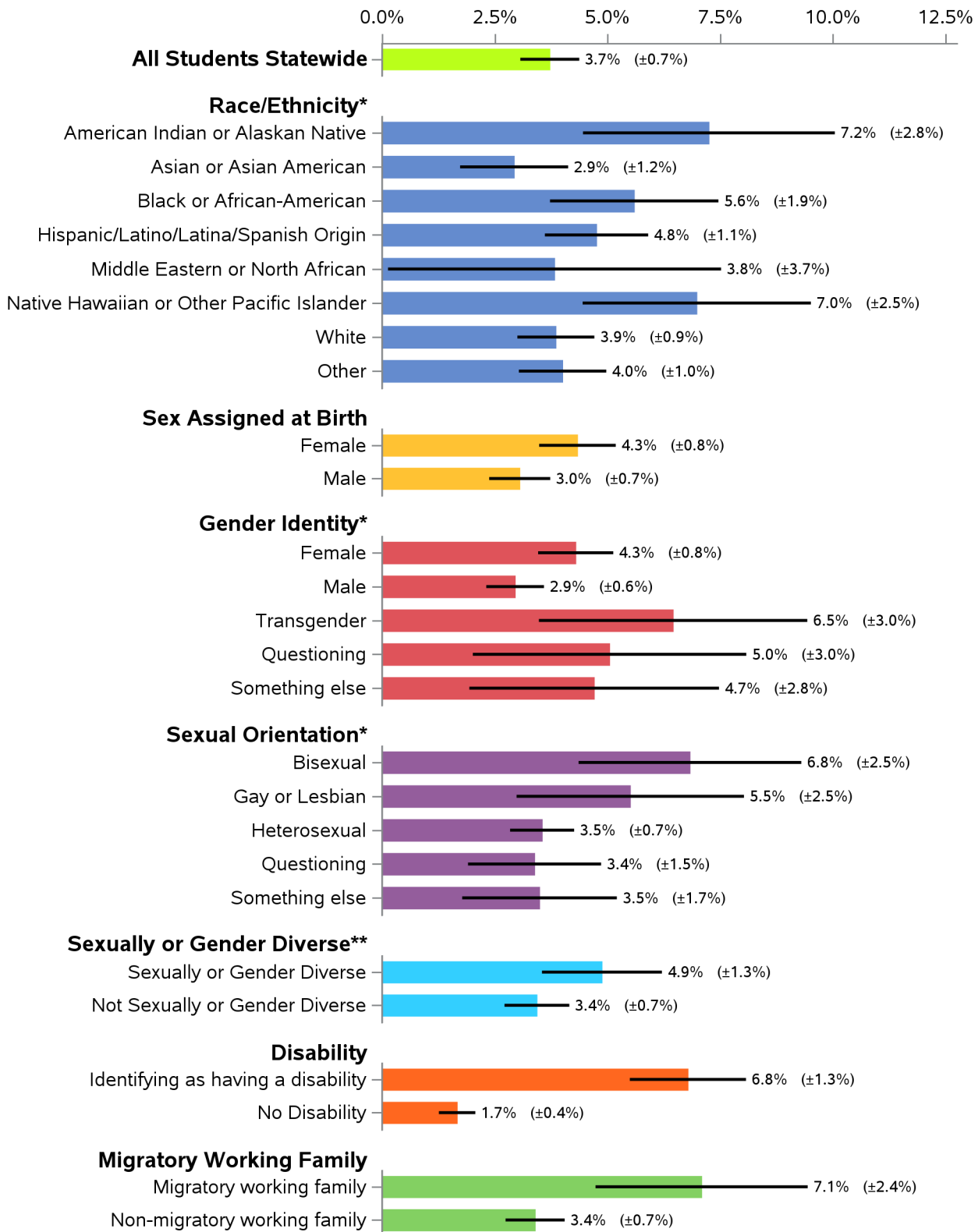


Where Do Youth Get Marijuana? Grade 8, 2023



The percentages in this chart are based on all students who reported getting marijuana in the past 30 days, regardless whether they reported using in the past 30 days. Students could select multiple sources.

Statewide Relationship between Current (past 30-days) Marijuana Use and Demographics, Grade 8, 2023



*Categories in this demographic factor are presented alone or in combination with other categories of the same factor; students who select more than one response are shown under each response.

**Sexually or gender diverse youth are defined as any student selecting "transgender", "questioning/not sure", "something else fits better", or multiple options for gender identity, or any student selecting "gay or lesbian", "bisexual", "questioning/not sure", "something else fits better", or multiple response options for sexual orientation.

Year: 2023

Grade: 10

Sex: All

Number of Students Surveyed: 1,175

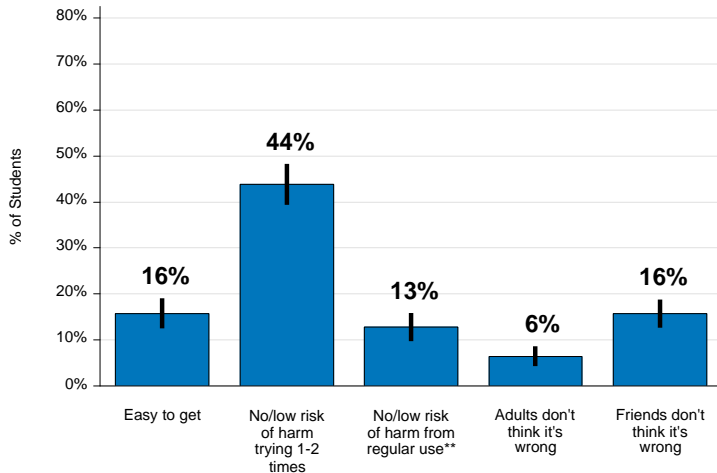
Background:

- Research shows between 10 and 30% of marijuana users develop some degree of addiction. Those who start using earlier may be more likely to develop an addiction (<https://nida.nih.gov/publications/drugfacts/cannabis-marijuana>).
- Marijuana use can impact brain development. Brain development continues until 25 years of age.
- Marijuana use can cause deficits in learning and memory. Teens who use marijuana are more likely to receive failing grades in school.

For More Information:

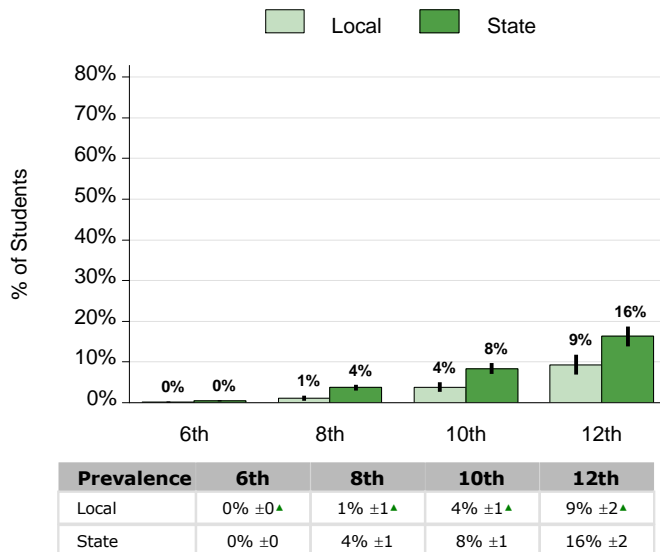
- To learn more, go to the Start Talking Now website: www.StartTalkingNow.org. To find out about prevention coalitions in your area and how to get involved, go to https://www.theathenaforum.org/cpwi_coalitions.
- For free printed guides on preventing marijuana, alcohol and other drug use, visit the ADAI Clearinghouse <http://adaiclearinghouse.net> or call (206) 221-8325.
- For 24 hour help for mental health, substance use or misuse, and problem gambling, call 1-866-789-1511 or visit www.waRecoveryHelpLine.org.

**Attitudes about Marijuana Use
Grade 10, 2023**

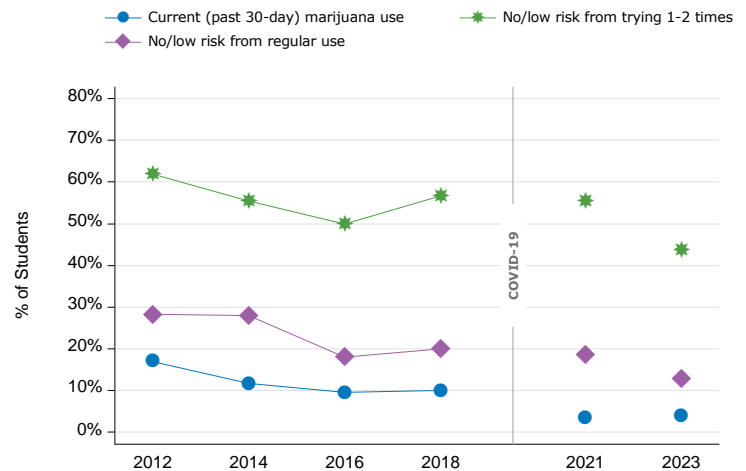


In 2023, 13% of 10th graders in our school district thought there was little or no risk of using marijuana regularly.

**Current (past 30-day) Marijuana Use
Compared to the State, All Grades, 2023**



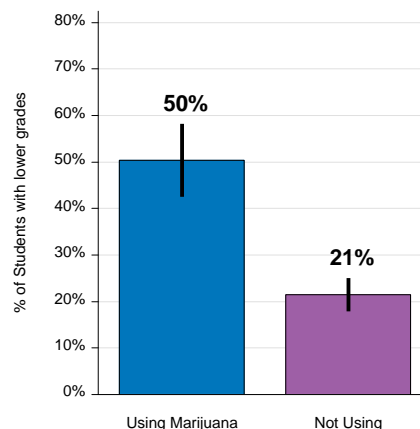
**Marijuana Use and Perception of Harm 2012-2023
Grade 10**



Prevalence	2012	2014	2016	2018	2021	2023
Current (past 30-day) marijuana use	17% ±2	12% ±2▼	9% ±2	10% ±2	3% ±1▼	4% ±1
No/low risk from trying 1-2 times	62% ±4	55% ±4▼	50% ±4	57% ±4▲	56% ±4	44% ±4▼
No/low risk from regular use**	28% ±4	28% ±4	18% ±3▼	20% ±3	19% ±3	13% ±3▼

**"Smoke" marijuana regularly was changed to "Use" regularly in 2014. This may mark a break in the trend.

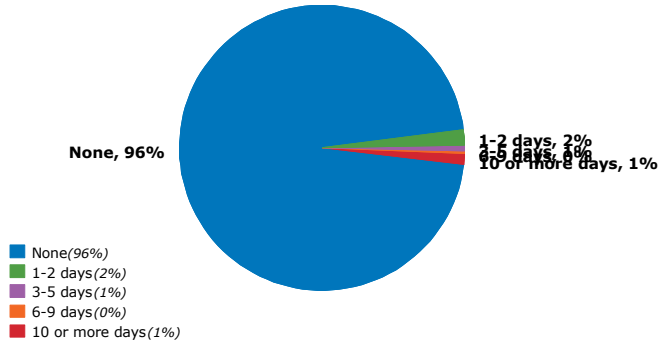
**Statewide Relationship between
Lower Grades and Current (past 30-day) Marijuana Use
Grade 10, 2023**



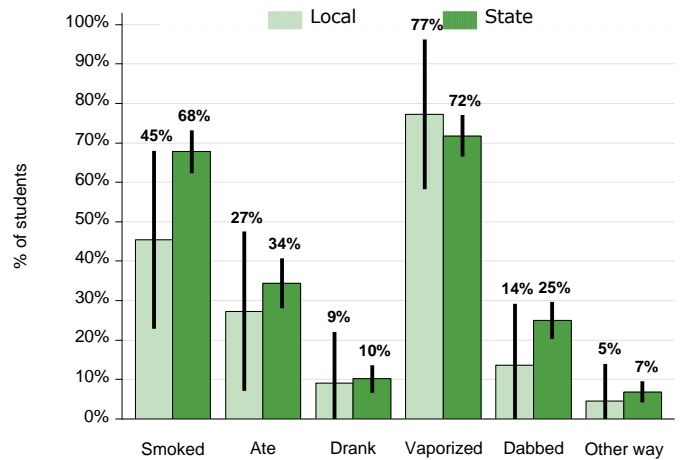
Statewide, more 10th graders who use marijuana report lower grades in school (C's, D's or F's) compared to those who don't use.

Marijuana Use for Issaquah School District

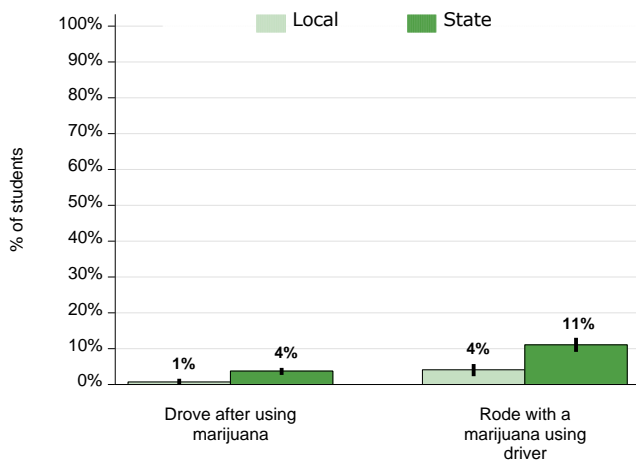
Level of Current (past 30-day) Marijuana Use
Grade 10, 2023



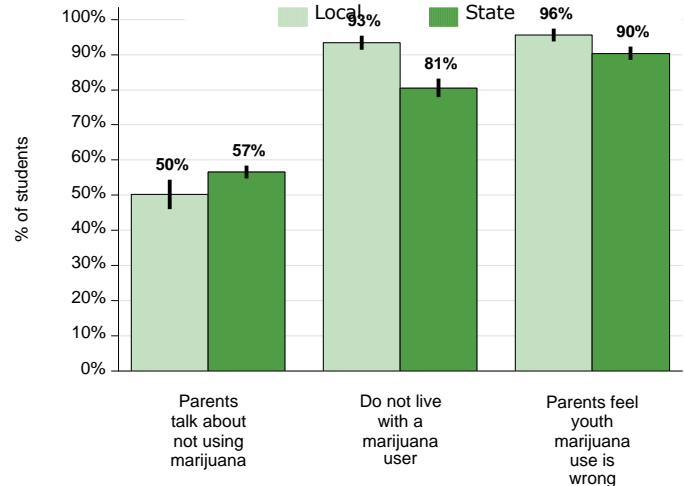
Type of Marijuana Use among Those Who Used It
Grade 10, 2023



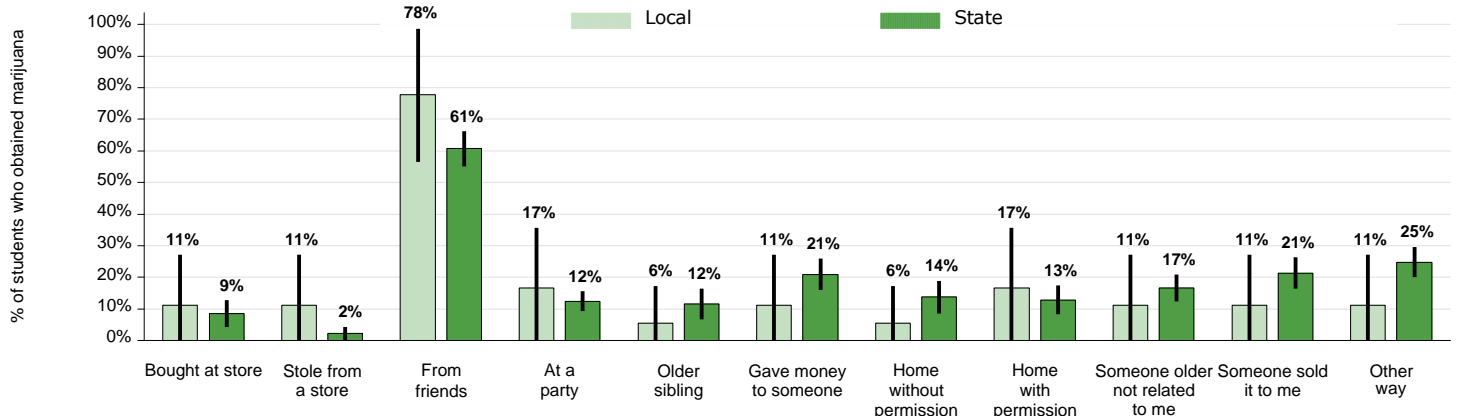
Marijuana Use and Driving/Riding
Grade 10, 2023



Family Environment, Grade 10, 2023



Where Do Youth Get Marijuana? Grade 10, 2023



The percentages in this chart are based on all students who reported getting marijuana in the past 30 days, regardless whether they reported using in the past 30 days. Students could select multiple sources.

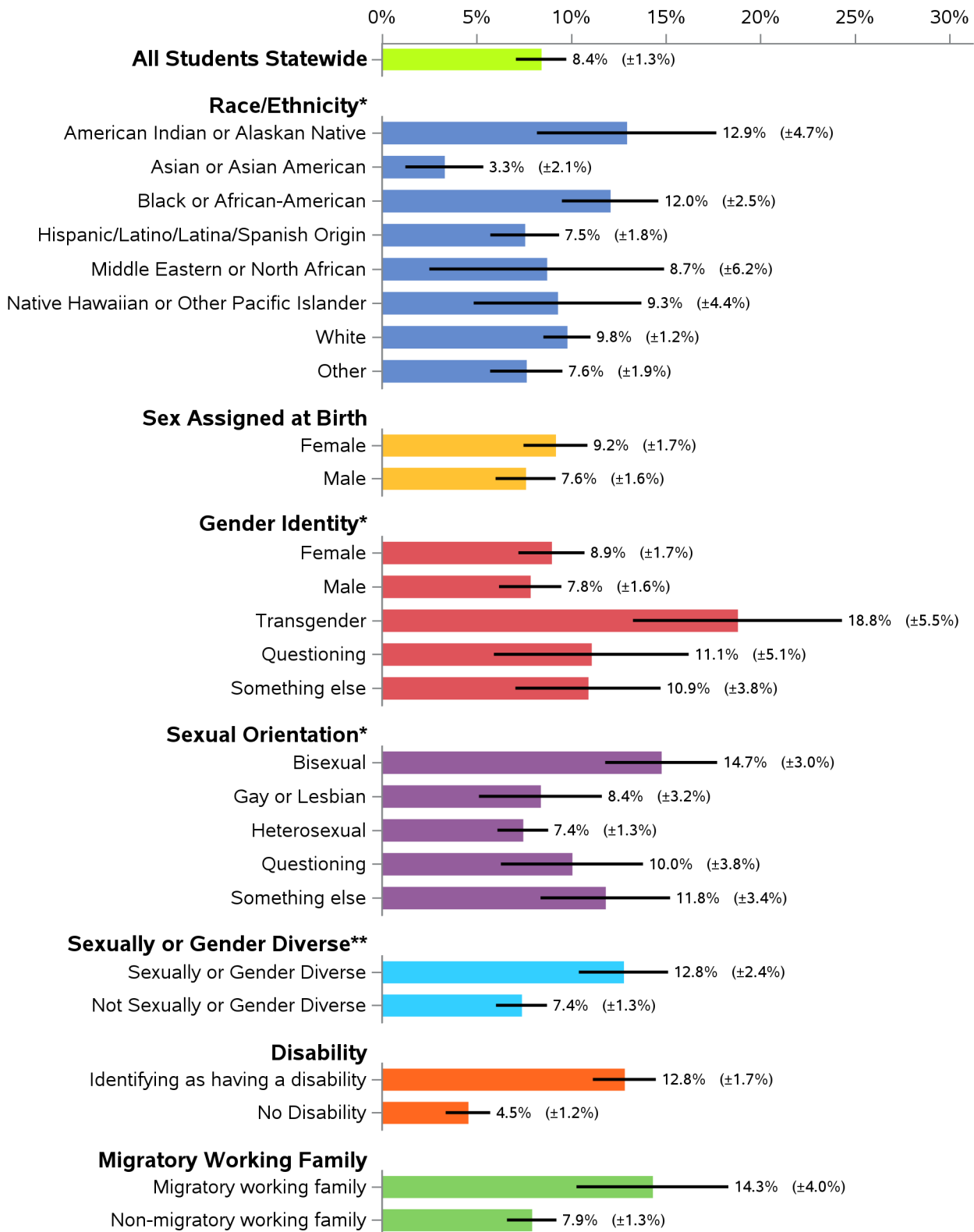
Prevalence is displayed with 95% confidence intervals (as \pm or black bar)

▲ indicates a significant change from the previous year or a significant difference between state and local results, $p < 0.05$ Color indicates a positive or negative difference

Washington HYS results generated at www.AskHYS.net on 02-25-2024

Missing codes: S = result suppressed due to insufficient reporting from students of schools; N/G = grade not available; N/S = question was not surveyed this year; N/A = question was not asked of this grade.

Statewide Relationship between Current (past 30-days) Marijuana Use and Demographics, Grade 10, 2023



*Categories in this demographic factor are presented alone or in combination with other categories of the same factor; students who select more than one response are shown under each response.

**Sexually or gender diverse youth are defined as any student selecting "transgender", "questioning/not sure", "something else fits better", or multiple options for gender identity, or any student selecting "gay or lesbian", "bisexual", "questioning/not sure", "something else fits better", or multiple response options for sexual orientation.

Year: 2023

Grade: 12

Sex: All

Number of Students Surveyed: 683

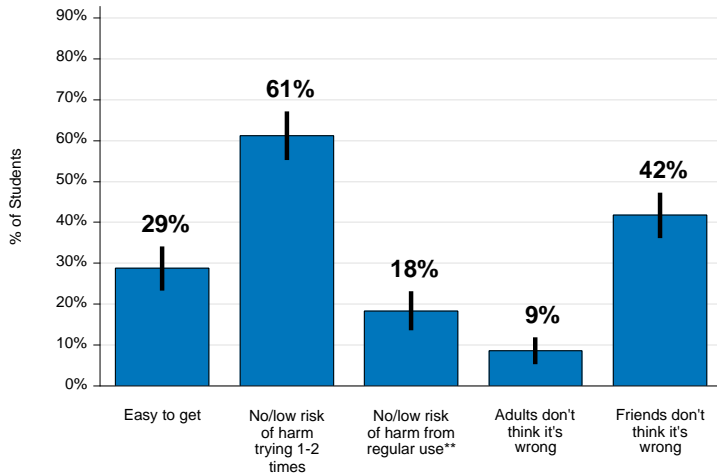
Background:

- Research shows between 10 and 30% of marijuana users develop some degree of addiction. Those who start using earlier may be more likely to develop an addiction (<https://nida.nih.gov/publications/drugfacts/cannabis-marijuana>).
- Marijuana use can impact brain development. Brain development continues until 25 years of age.
- Marijuana use can cause deficits in learning and memory. Teens who use marijuana are more likely to receive failing grades in school.

For More Information:

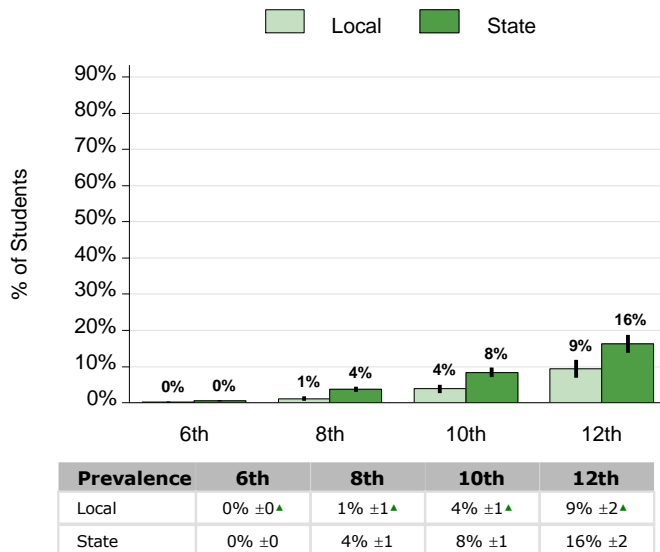
- To learn more, go to the Start Talking Now website: www.StartTalkingNow.org. To find out about prevention coalitions in your area and how to get involved, go to https://www.theathenaforum.org/cpwi_coalitions.
- For free printed guides on preventing marijuana, alcohol and other drug use, visit the ADAI Clearinghouse <http://adaiclearinghouse.net> or call (206) 221-8325.
- For 24 hour help for mental health, substance use or misuse, and problem gambling, call 1-866-789-1511 or visit www.waRecoveryHelpLine.org.

**Attitudes about Marijuana Use
Grade 12, 2023**

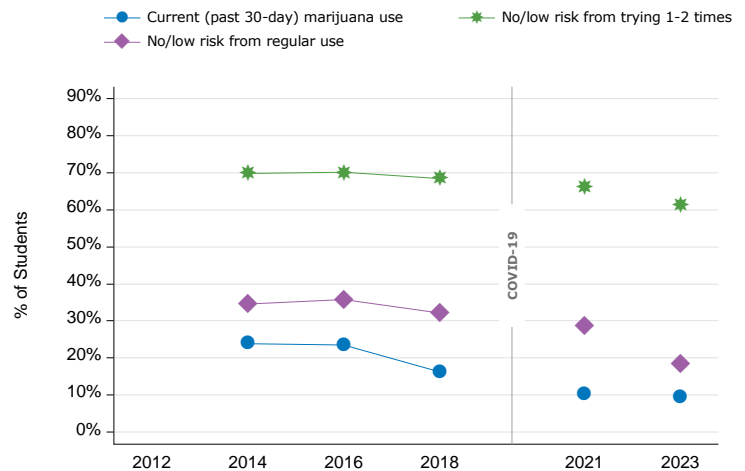


In 2023, 18% of 12th graders in our school district thought there was little or no risk of using marijuana regularly.

**Current (past 30-day) Marijuana Use
Compared to the State, All Grades, 2023**



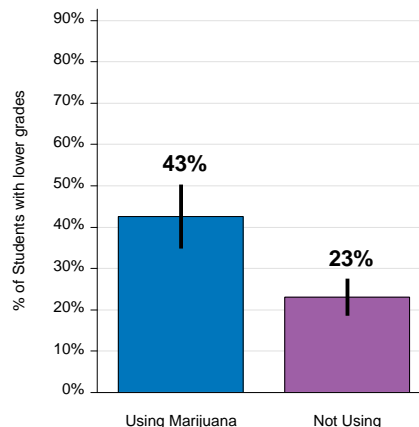
**Marijuana Use and Perception of Harm 2012-2023
Grade 12**



Prevalence	2012	2014	2016	2018	2021	2023
Current (past 30-day) marijuana use	S	24% ±3	23% ±3	16% ±3	10% ±2	9% ±2
No/low risk from trying 1-2 times	S	70% ±5	70% ±5	69% ±5	66% ±5	61% ±6
No/low risk from regular use**	S	35% ±5	36% ±6	32% ±5	29% ±5	18% ±5

**"Smoke" marijuana regularly was changed to "Use" regularly in 2014. This may mark a break in the trend.

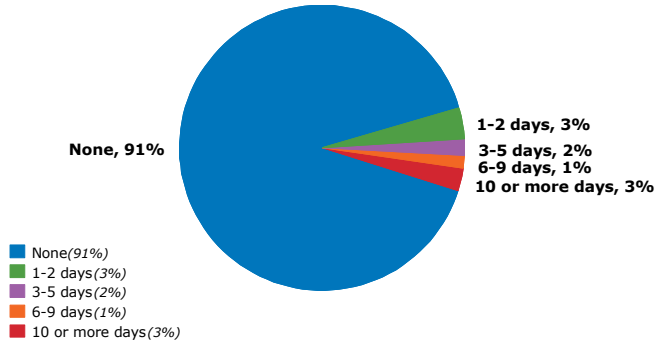
**Statewide Relationship between
Lower Grades and Current (past 30-day) Marijuana Use
Grade 12, 2023**



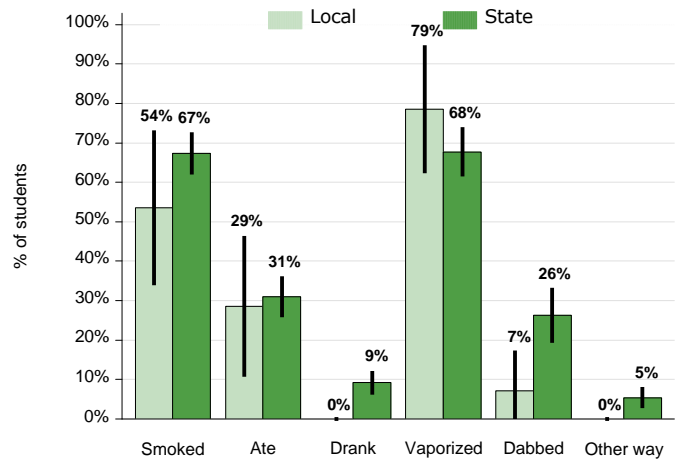
Statewide, more 12th graders who use marijuana report lower grades in school (C's, D's or F's) compared to those who don't use.

Marijuana Use for Issaquah School District

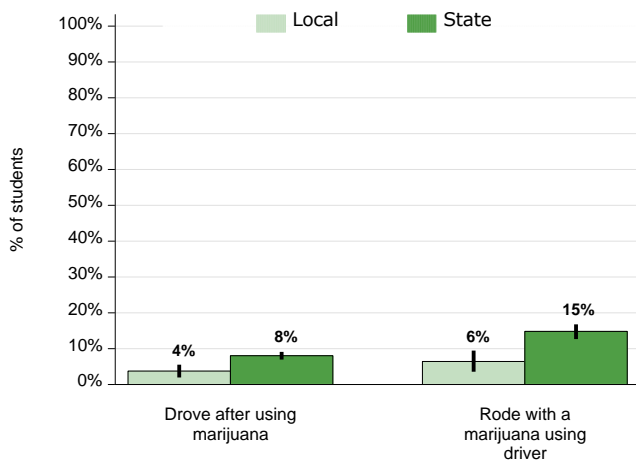
Level of Current (past 30-day) Marijuana Use
Grade 12, 2023



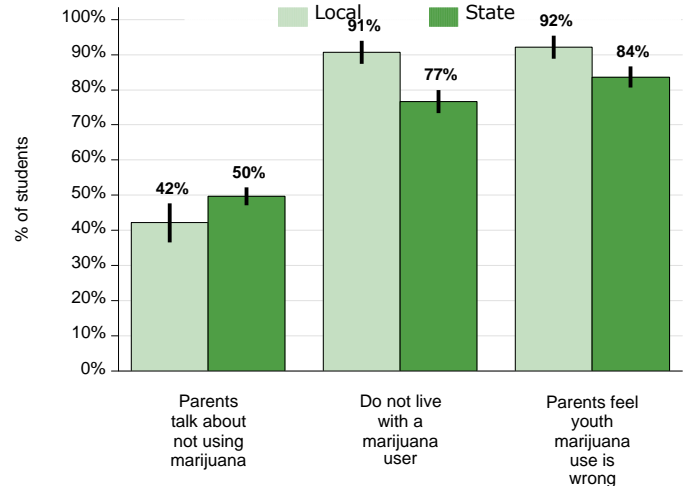
Type of Marijuana Use among Those Who Used It
Grade 12, 2023



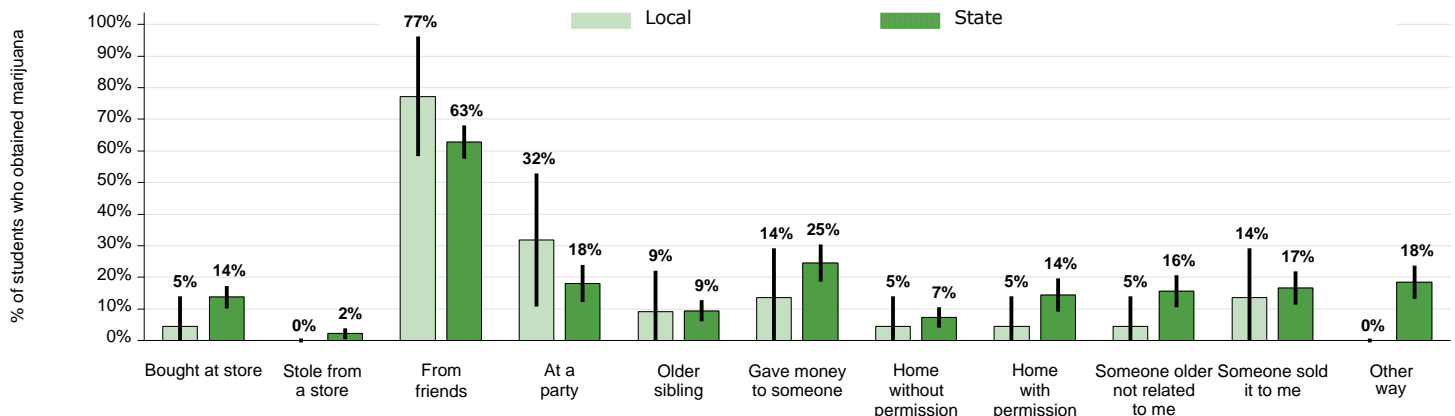
Marijuana Use and Driving/Riding
Grade 12, 2023



Family Environment, Grade 12, 2023



Where Do Youth Get Marijuana? Grade 12, 2023



The percentages in this chart are based on all students who reported getting marijuana in the past 30 days, regardless whether they reported using in the past 30 days. Students could select multiple sources.

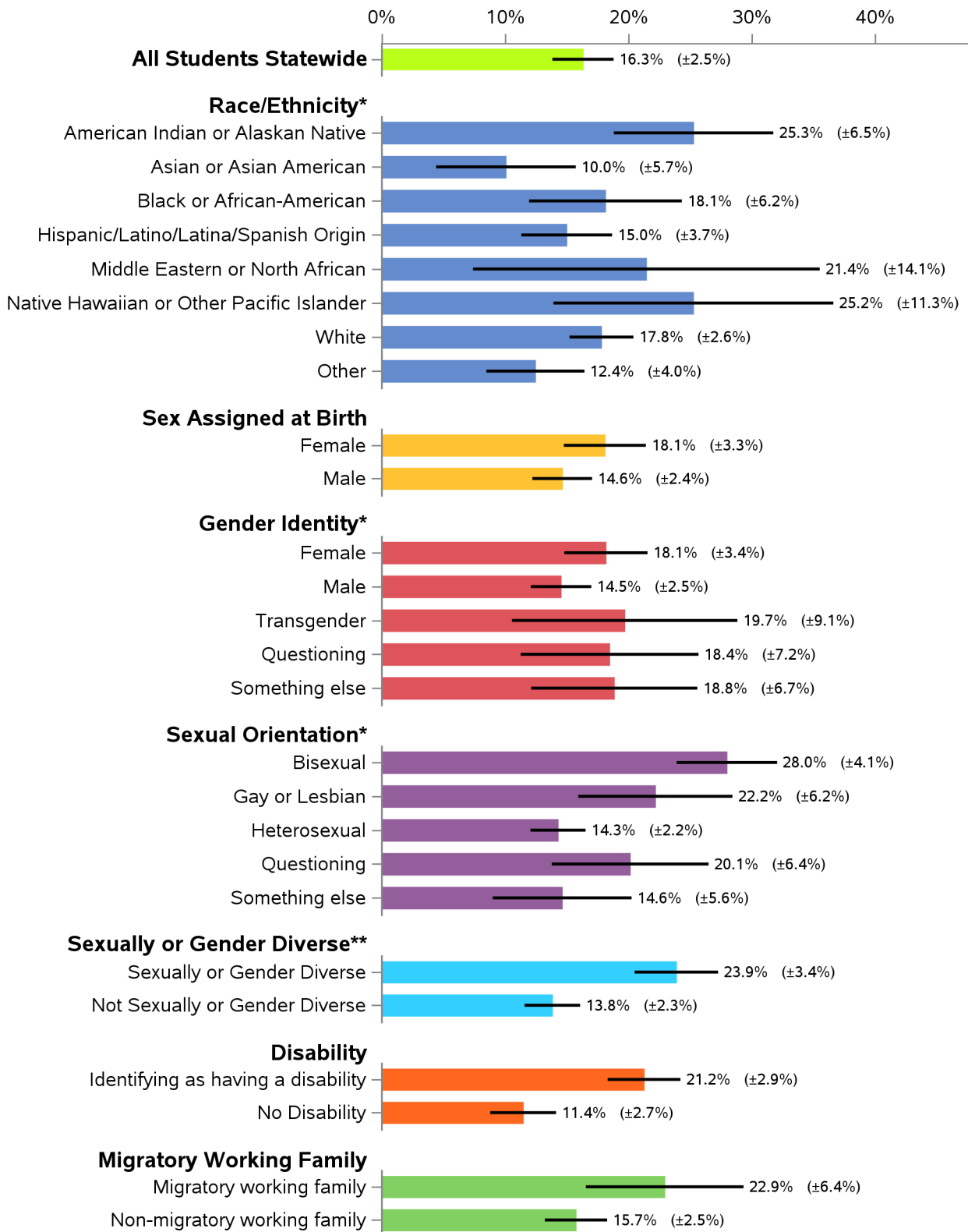
Prevalence is displayed with 95% confidence intervals (as \pm or black bar |)

▲ indicates a significant change from the previous year or a significant difference between state and local results, $p < 0.05$ Color indicates a positive or negative difference

Washington HYS results generated at www.AskHYS.net on 02-25-2024

Missing codes: S = result suppressed due to insufficient reporting from students of schools; N/G = grade not available; N/S = question was not surveyed this year; N/A = question was not asked of this grade.

Statewide Relationship between Current (past 30-days) Marijuana Use and Demographics, Grade 12, 2023



*Categories in this demographic factor are presented alone or in combination with other categories of the same factor; students who select more than one response are shown under each response.

**Sexually or gender diverse youth are defined as any student selecting "transgender", "questioning/not sure", "something else fits better", or multiple options for gender identity, or any student selecting "gay or lesbian", "bisexual", "questioning/not sure", "something else fits better", or multiple response options for sexual orientation.