



Fact Sheet

Marijuana Use for Issaquah School District in 2023

The data in these charts are based on the Healthy Youth Survey conducted in fall 2023. In Issaquah School District, 1,394 6th graders, 1,348 8th graders, 1,175 10th graders and 683 12th graders completed the survey.

For more results from the 2023 Healthy Youth Survey, please visit www.AskHYS.net

Background:

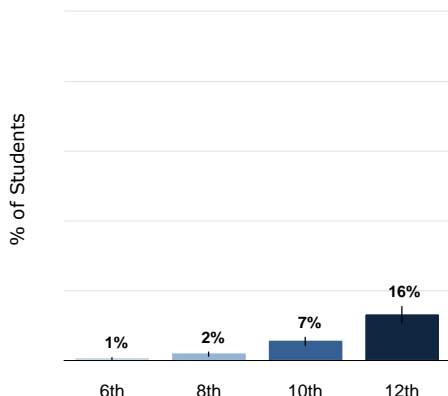
- Research shows between 10 and 30% of marijuana users develop some degree of addiction. Those who start using earlier may be more likely to develop an addiction (<https://nida.nih.gov/publications/drugfacts/cannabis-marijuana>).
- Marijuana use can impact brain development. Brain development continues until 25 years of age.
- Marijuana use can cause deficits in learning and memory. Teens who use marijuana are more likely to receive failing grades in school.

For More Information:

- To learn more, go to the Start Talking Now website: www.StartTalkingNow.org. To find out about prevention coalitions in your area and how to get involved, go to https://www.theathenaforum.org/cpwi_coalitions.
- For free printed guides on preventing marijuana, alcohol and other drug use, visit the ADAI Clearinghouse <http://adaiclearinghouse.net> or call (206) 221-8325.
- For 24 hour help for mental health, substance use or misuse, and problem gambling, call 1-866-789-1511 or visit www.waRecoveryHelpLine.org.
- For more information and references visit www.LearnAboutMarijuanaWA.org.

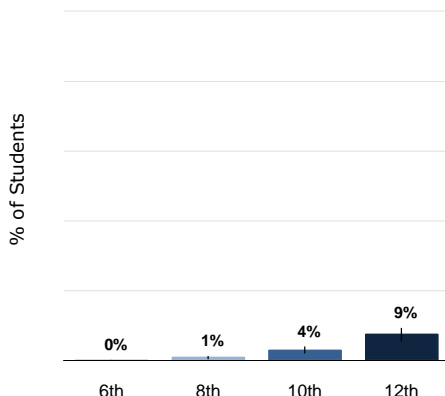
Lifetime Marijuana Use

"I have used marijuana at least once."



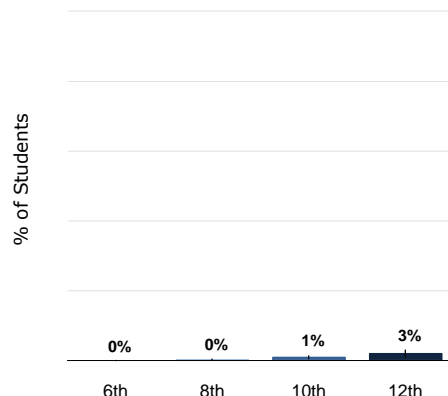
Current (past 30-day) Marijuana Use

"I have used marijuana at least once in the past month."

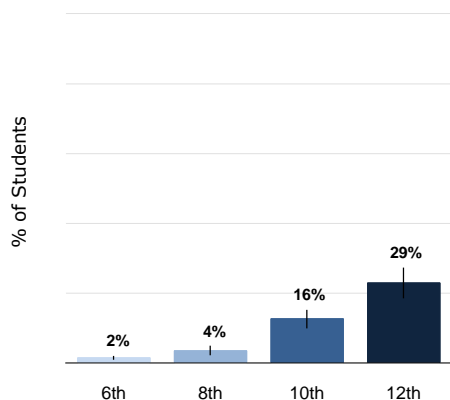


Heavy Marijuana Use

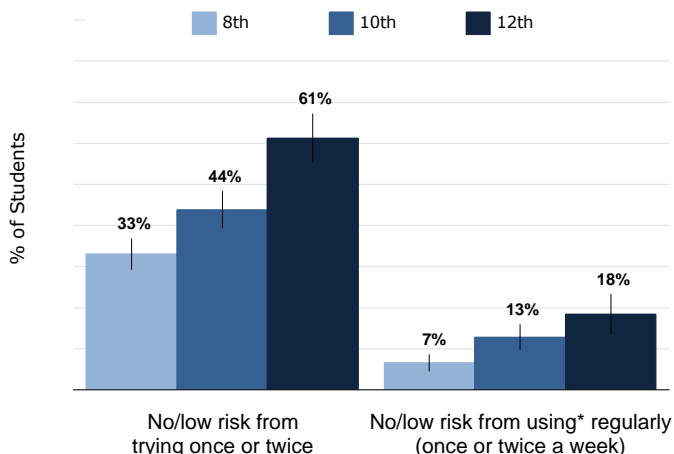
"I have used marijuana on 10 or more days in the past month."



Marijuana is Perceived as Easy or Very Easy to Get



Marijuana is Perceived as Not Harmful

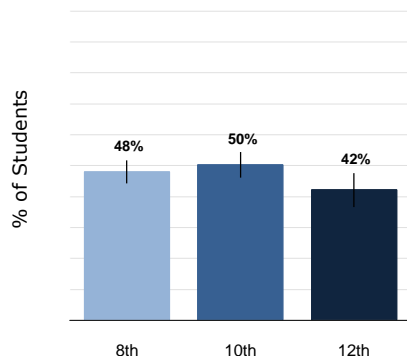


*"Smoked" regularly changed to "Used" regularly in 2014

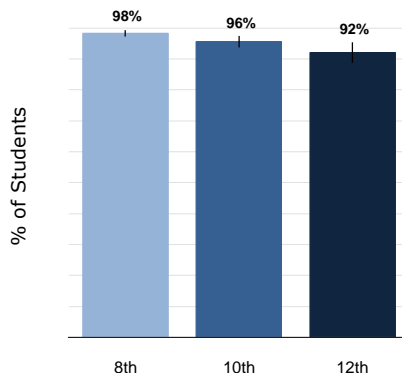
Fact Sheet

Marijuana Use for Issaquah School District in 2023

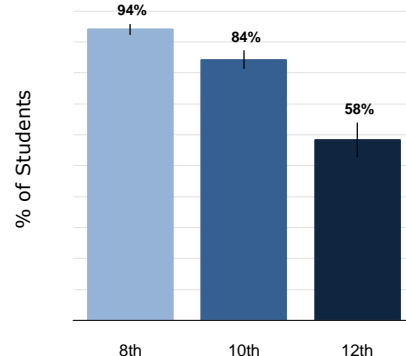
Parental discussion about not using marijuana



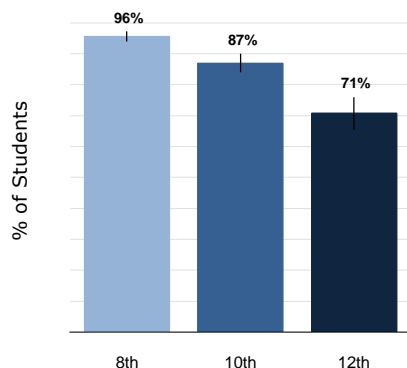
Parents think youth marijuana use is wrong



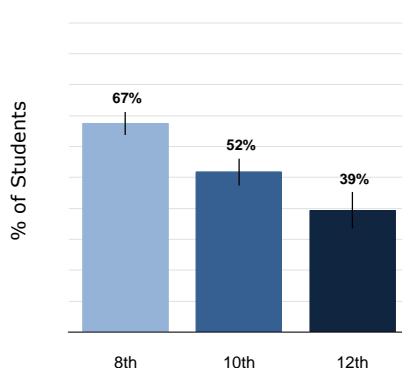
Peers think youth marijuana use is wrong



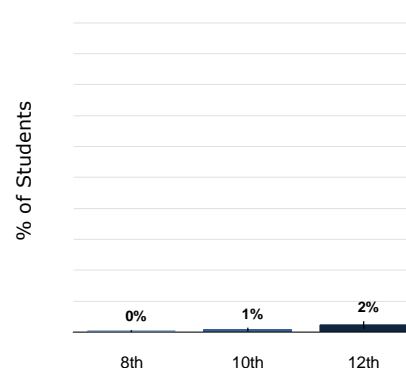
Youth think marijuana use is wrong for youth their age



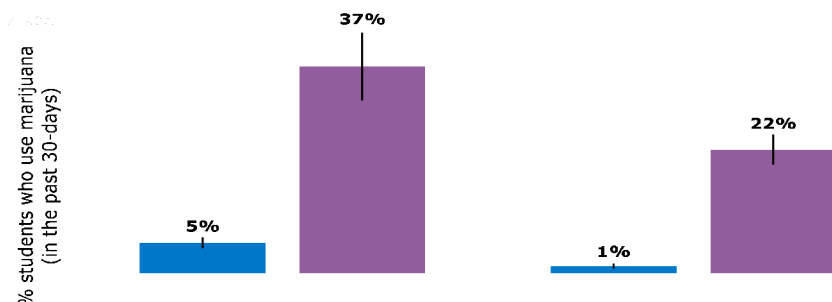
Police would catch me if I used marijuana



Marijuana use on school property in past month



Relationship between marijuana use and perceived parental and peer norms, Grade 10, 2021



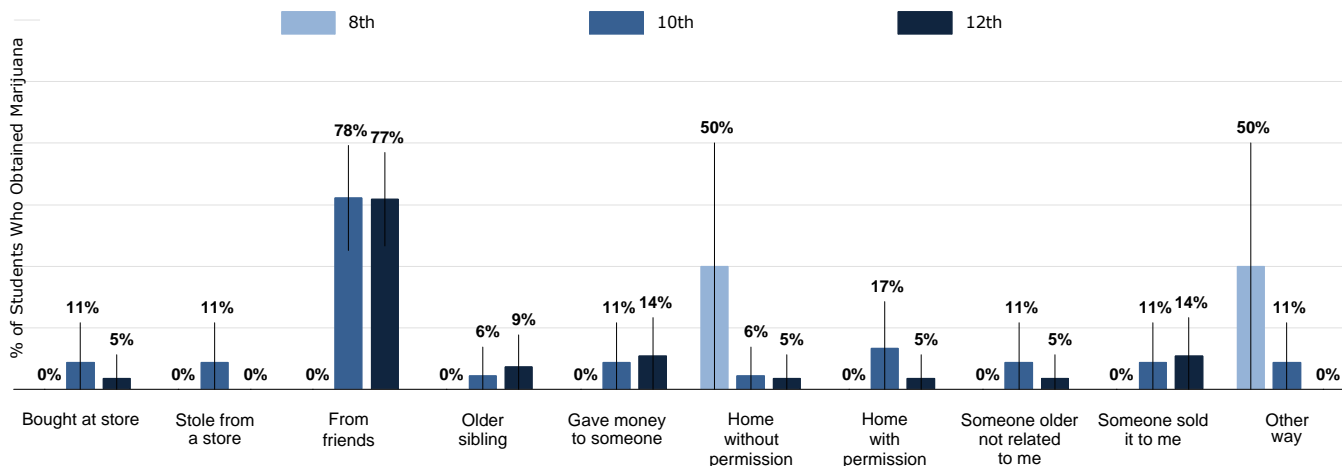
What does this chart say?

- Statewide, 10th graders are less likely to use marijuana if they believe their parents think it's wrong for them to use.
- Statewide, 10th graders are less likely to use marijuana if they believe their friends think it's wrong for them to use.

Tips for parents and guardians to help teens avoid alcohol, marijuana and other drugs

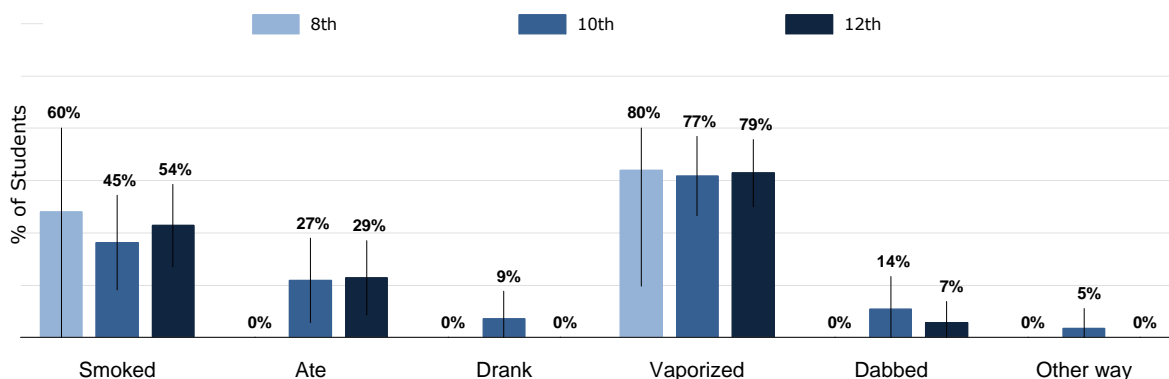
- Talk early and often about the risks. Get tips for how to talk with your child and stay better connected at www.StartTalkingNow.org.
- Set clear rules against alcohol and drug use, and enforce reasonable consequences.
- Stay involved in your child's life: eat dinner together, know who their friends are, keep track of what they are doing.
- Be aware of the signs and take action if you think your teen is using. Talk to your school's counselor, or get information about other resources in your area by calling the Washington Recovery Help Line at 1-866-789-1511.
- For 24 hour help for mental health, substance use or misuse and problem gambling, call 1-866-789-1511 or visit www.waRecoveryHelpLine.org.

Where Do Youth Get Marijuana?

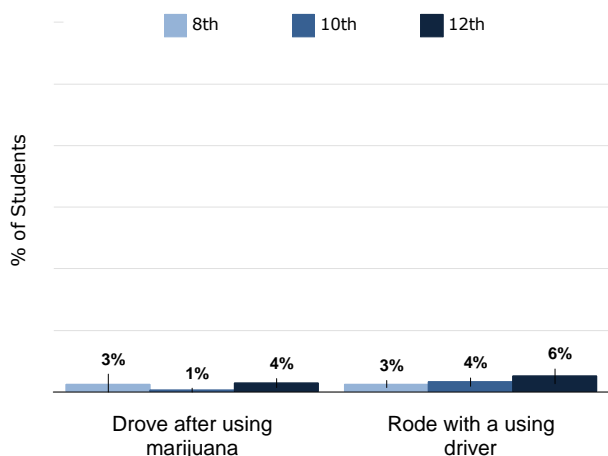


The percentages in this chart are based on all students who reported getting marijuana in the past 30 days, regardless whether they reported using in the past 30 days. Students could select multiple sources.

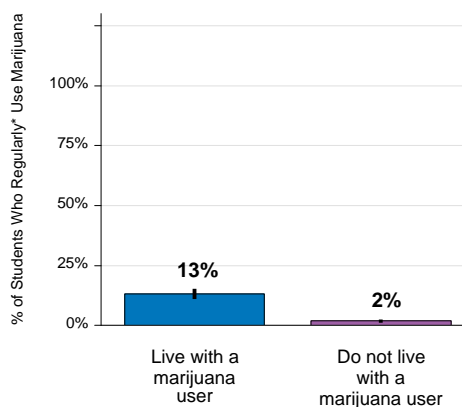
Type of Marijuana Use, among Current Marijuana Users



Marijuana Use and Riding/Driving



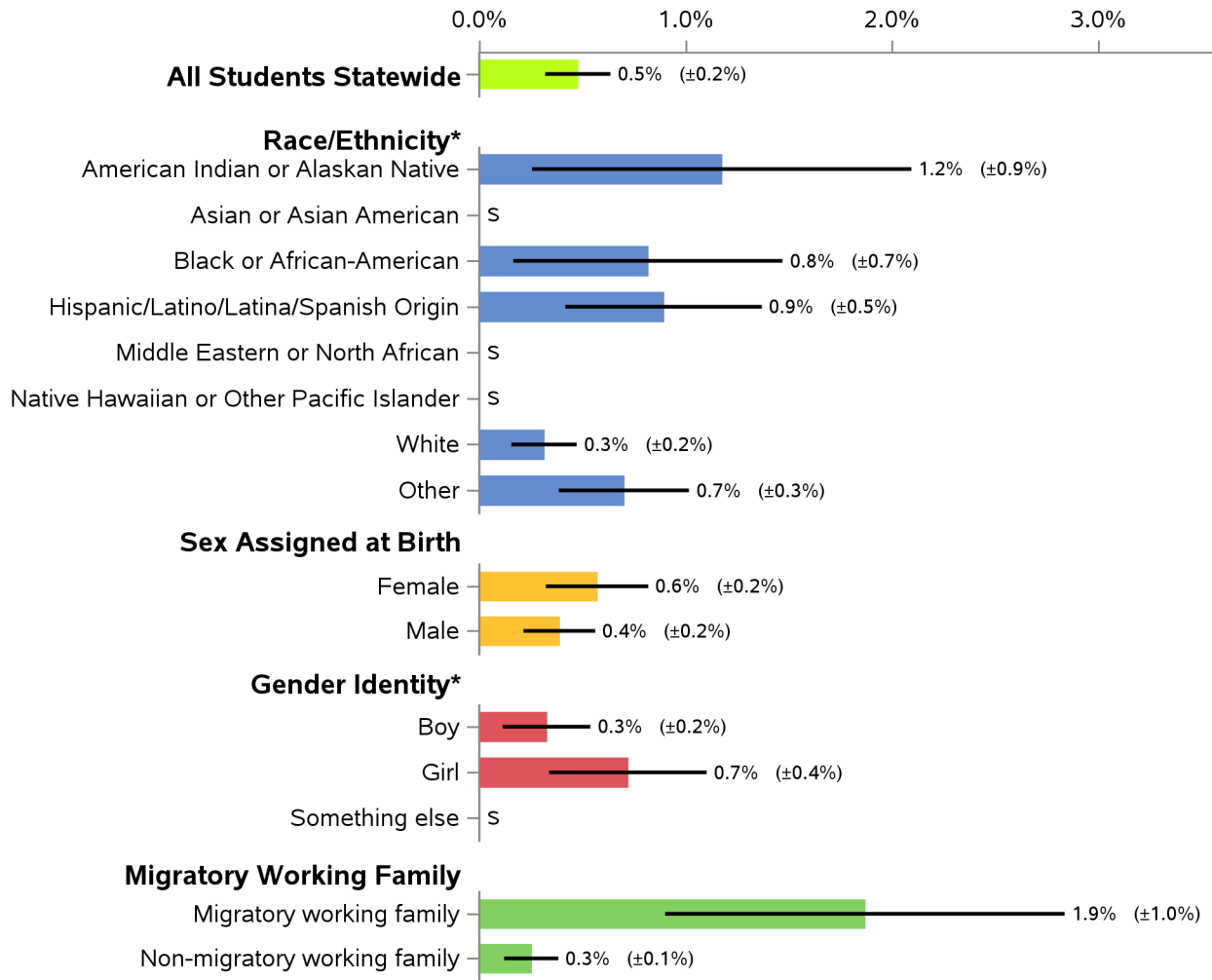
Statewide Relationship between Regular* Marijuana Use and Living with a Marijuana User, Grade 10, 2023



Statewide, more 10th graders who live with a marijuana user report regular* marijuana use compared to those who don't live with someone who uses marijuana.

*Regular marijuana use is defined as use on 6 or more days in the past 30 days.

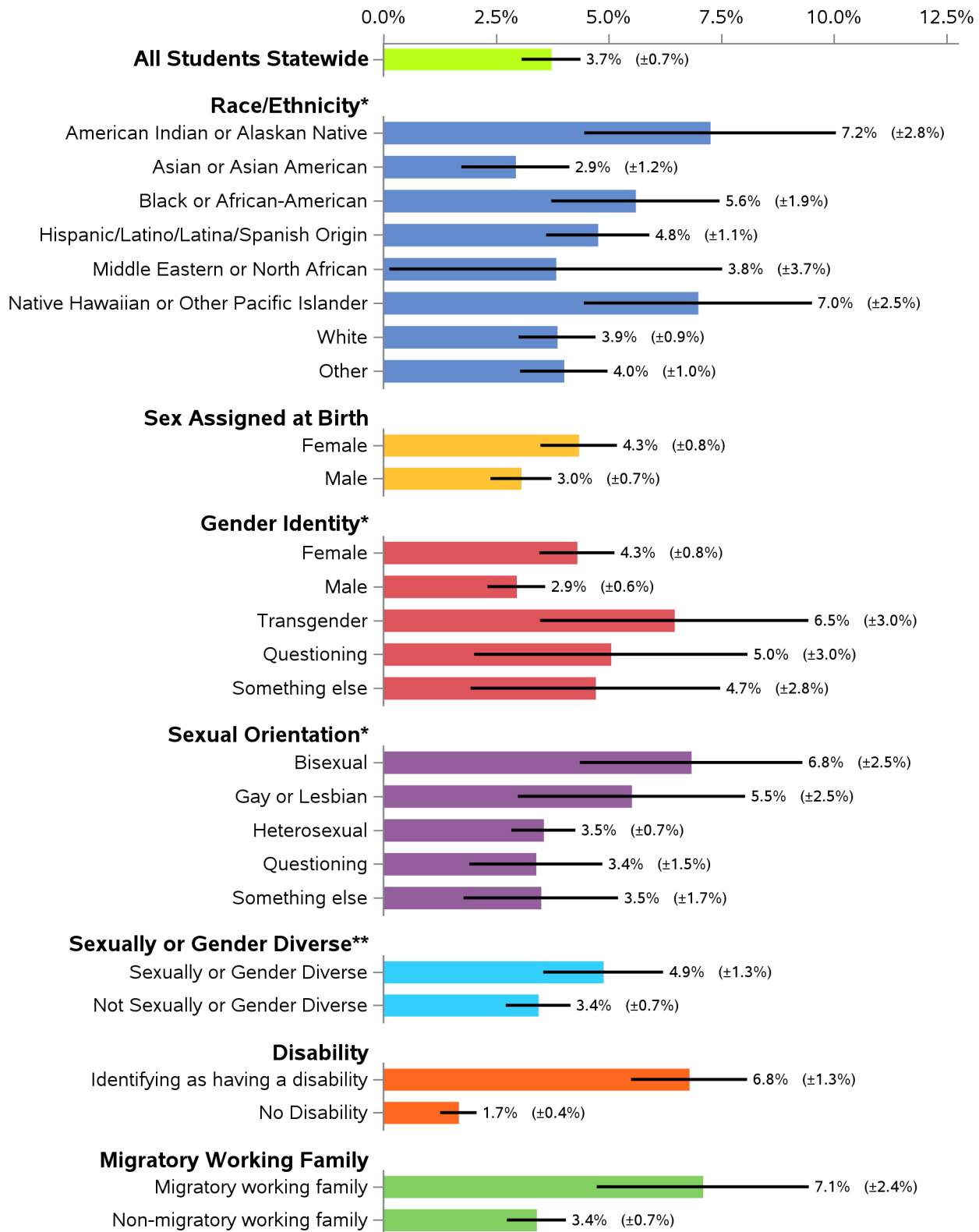
Statewide Relationship between Current (past 30 days) Marijuana Use and Demographics, Grade 6, 2023



*Categories in this demographic factor are presented alone or in combination with other categories of the same factor; students who select more than one response are shown under each response.

S - results are suppressed because less than 5 students answered this way

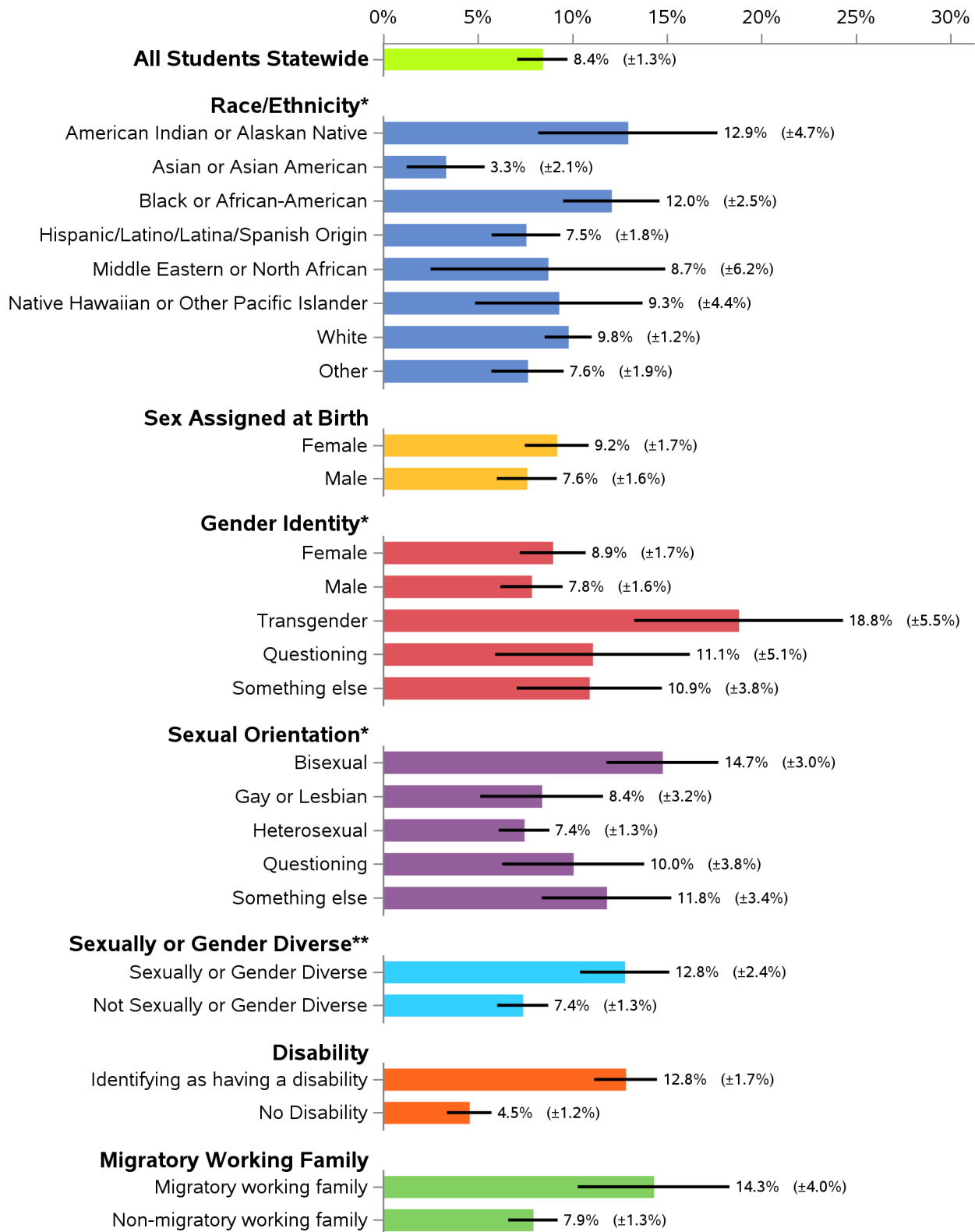
Statewide Relationship between Current (past 30 days) Marijuana Use and Demographics, Grade 8, 2023



*Categories in this demographic factor are presented alone or in combination with other categories of the same factor; students who select more than one response are shown under each response.

**Sexually or gender diverse youth are defined as any student selecting "transgender", "questioning/not sure", "something else fits better", or multiple options for gender identity, or any student selecting "gay or lesbian", "bisexual", "questioning/not sure", "something else fits better", or multiple response options for sexual orientation.

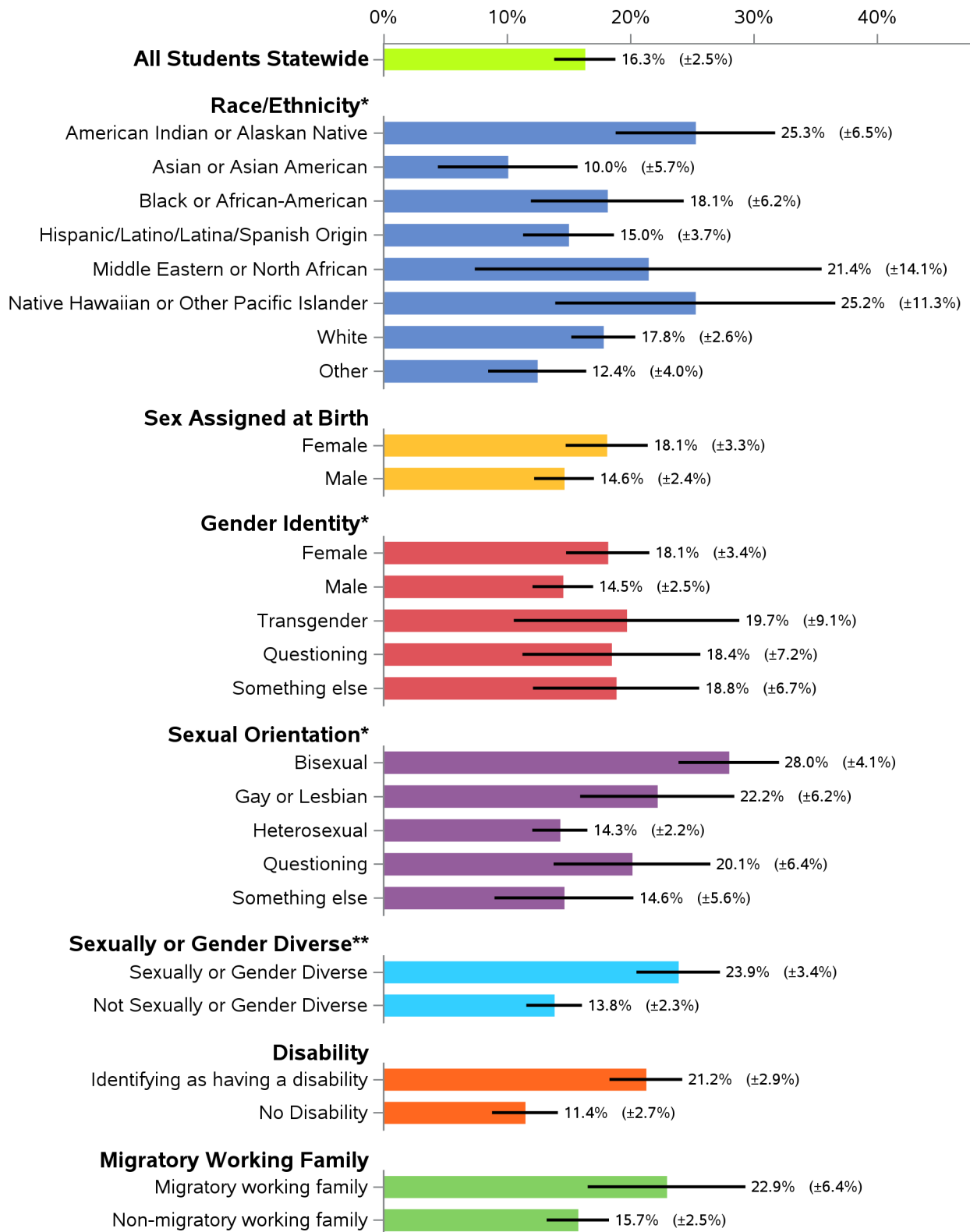
Statewide Relationship between Current (past 30 days) Marijuana Use and Demographics, Grade 10, 2023



*Categories in this demographic factor are presented alone or in combination with other categories of the same factor; students who select more than one response are shown under each response.

**Sexually or gender diverse youth are defined as any student selecting "transgender", "questioning/not sure", "something else fits better", or multiple options for gender identity, or any student selecting "gay or lesbian", "bisexual", "questioning/not sure", "something else fits better", or multiple response options for sexual orientation.

Statewide Relationship between Current (past 30 days) Marijuana Use and Demographics, Grade 12, 2023



*Categories in this demographic factor are presented alone or in combination with other categories of the same factor; students who select more than one response are shown under each response.

**Sexually or gender diverse youth are defined as any student selecting "transgender", "questioning/not sure", "something else fits better", or multiple options for gender identity, or any student selecting "gay or lesbian", "bisexual", "questioning/not sure", "something else fits better", or multiple response options for sexual orientation.