



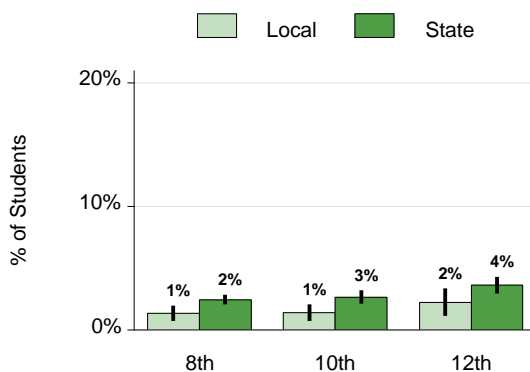
Housing Insecurity in Issaquah School District

Year: 2023 Grade: 8 Sex: All Number of Students Surveyed: 1,348

BACKGROUND

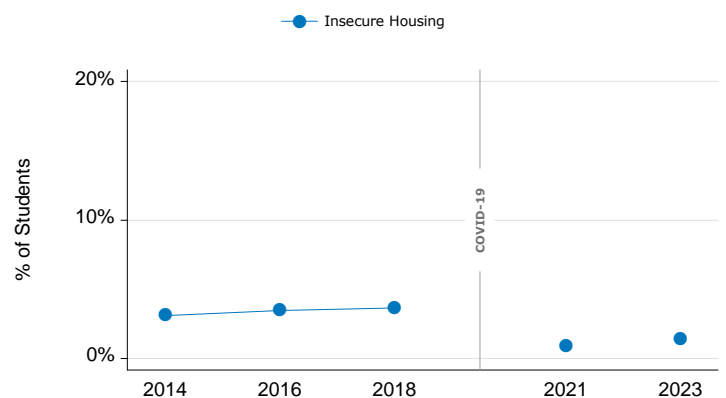
The McKinney-Vento Act provides stability for students experiencing homelessness. The Act defines students experiencing homelessness as those who lack a fixed, regular, and adequate nighttime residence. It provides educational assistance to students who are experiencing homelessness. These services include immediate enrollment in neighborhood schools, school stability, and educational assistance among others.

**Insecure Housing
Compared to the State, All Grades, 2023**



Prevalence	8th	10th	12th
Local	1% ±1▲	1% ±1▲	2% ±1▲
State	2% ±0	3% ±1	4% ±1

Insecure Housing 2014-2023, Grade 8



Prevalence	2014	2016	2018	2021	2023
Insecure Housing	3% ±1	3% ±1	4% ±1	1% ±1▼	1% ±1

Missing Codes

S = result suppressed due to insufficient reporting

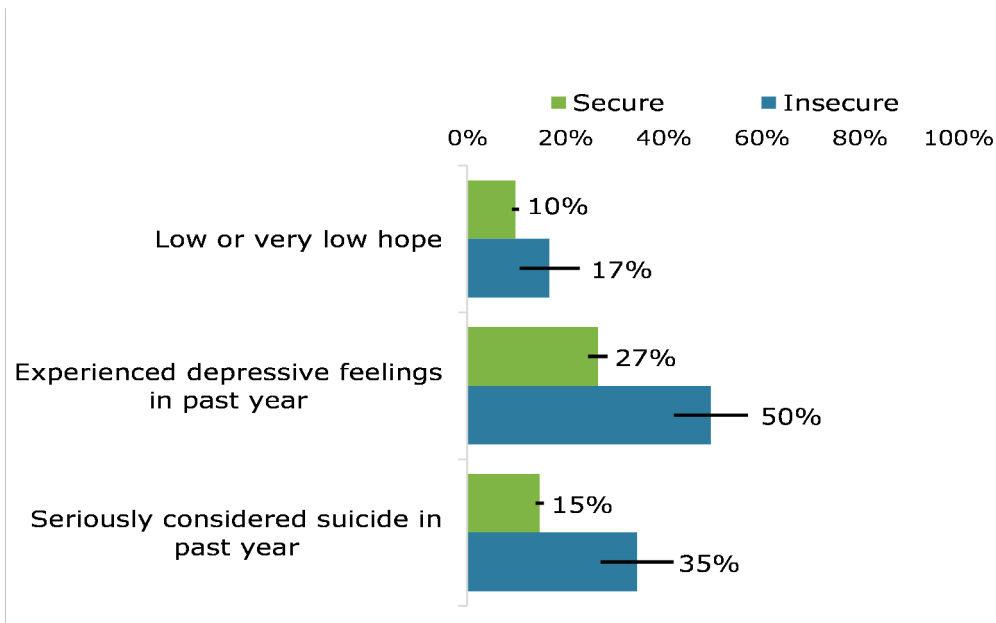
Prevalence is displayed with 95% confidence intervals (as ± or black bar |).

FACT SHEET

Housing Insecurity

Mental Health

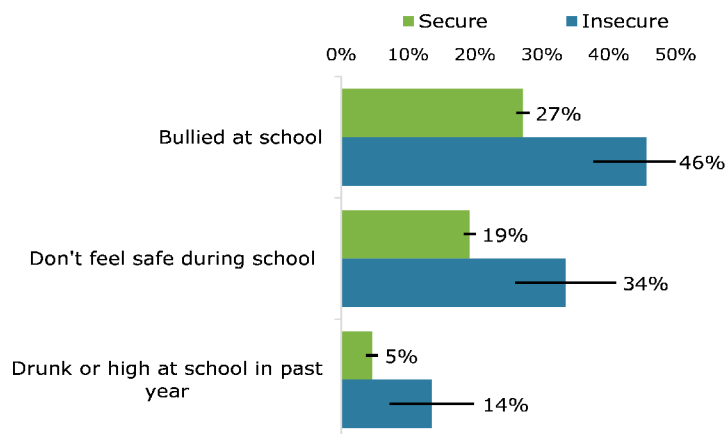
Students living in insecure housing are more likely to experience mental health challenges...



School Experience

Students living in insecure housing are more likely to report issues at school ...

Statewide Relationships between Insecure Housing and School, Grade 8



8th grade students **living in insecure housing** statewide, are:

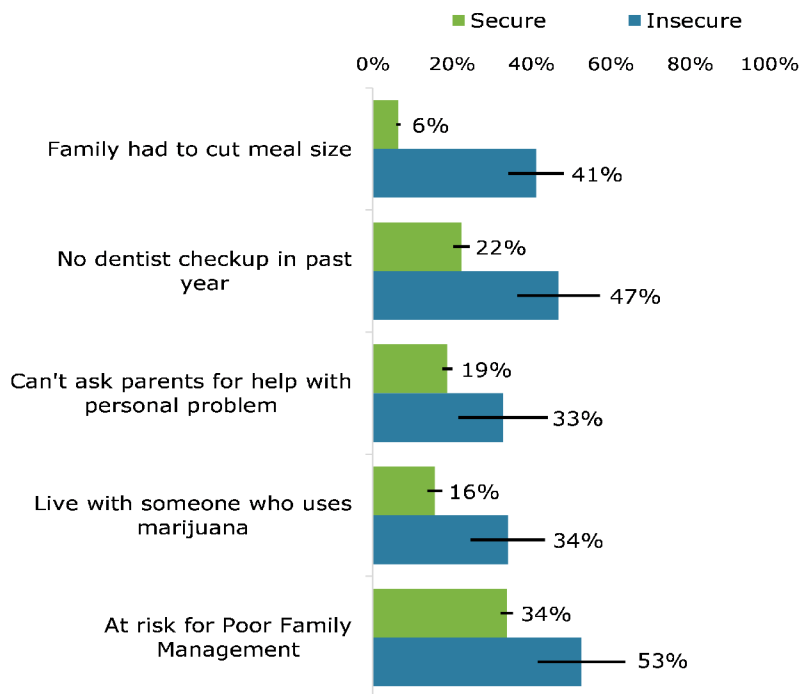
- More likely to report being bullied at school in the past 30 days
- More likely to report not feeling safe during school
- More likely to report being drunk or high at school in the past year

Compared to those **living in secure housing**.

Family Difficulties

Students living in insecure housing are more likely to experience other family issues, such as poverty....

Statewide Relationships between Insecure Housing and Poverty and other Family Issues, Grade 8



8th grade students **living in insecure housing** statewide, are:

- *More likely to report their family having to cut meal size*
- *More likely to have not visited a dentist in the past year*
- *More likely to report that they can't ask their parents for help if they have a personal problem*
- *More likely to report living with a marijuana user*
- *More likely to report being "at risk" for poor family management*

Compared to those **living in secure housing**.

FOR MORE INFORMATION

- Schoolhouse Connection: <https://schoolhouseconnection.org>
- National Association for the Education of Homeless Children and Youth: <https://www.naehcy.org>
- The National Center for Homeless Education: <https://nche.ed.gov>
- Resource Highway from OSPI: <http://www.k12.wa.us/HomelessEd/Resources.aspx>
- Most Frequently Asked Question About McKinney-Vento:
https://naehcy.org/wp-content/uploads/2018/02/2017-10-16_NAEHCY-FAQs.pdf
- Annual Data Collection: <http://www.k12.wa.us/HomelessEd/Data.aspx>

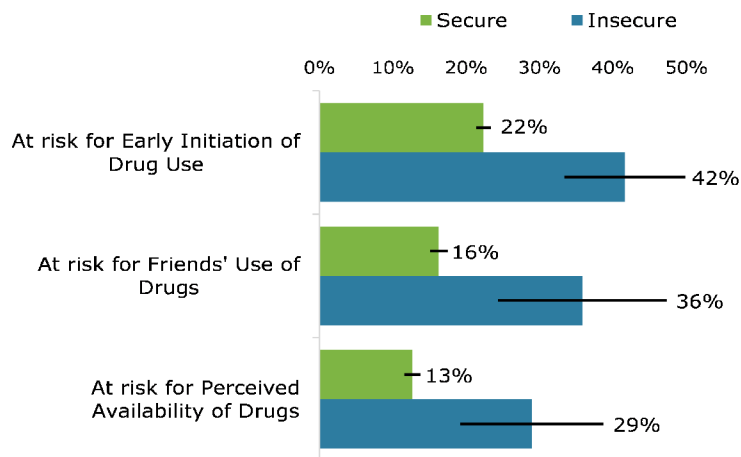
FACT SHEET

Housing Insecurity

Substance Use Risk Factors

Students living in insecure housing have higher risk factors related to substance use...

Statewide Relationships between Insecure Housing and Substance Use, Grade 8



8th grade students **living in insecure housing** statewide, are:

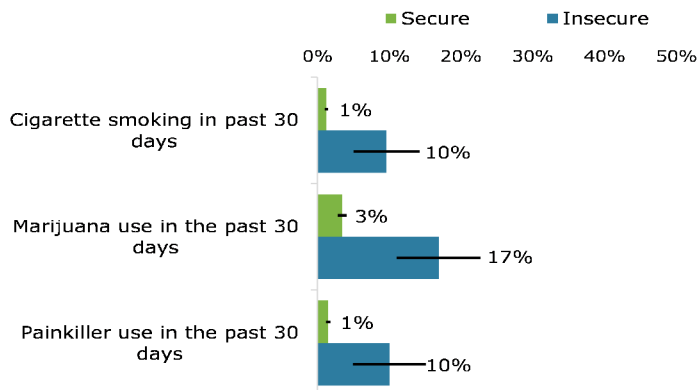
- More likely to report being at "at risk" for early initiation of drug use
- More likely to report being "at risk" for having friends that use drugs
- More likely to report being "at risk" for perceiving that drugs are available in their community

Compared to those **living in secure housing**.

Current Substance Use

Students living in insecure housing are more likely to have used cigarettes, marijuana, and painkillers...

Statewide Relationships between Insecure Housing and Current Substance Use, Grade 8

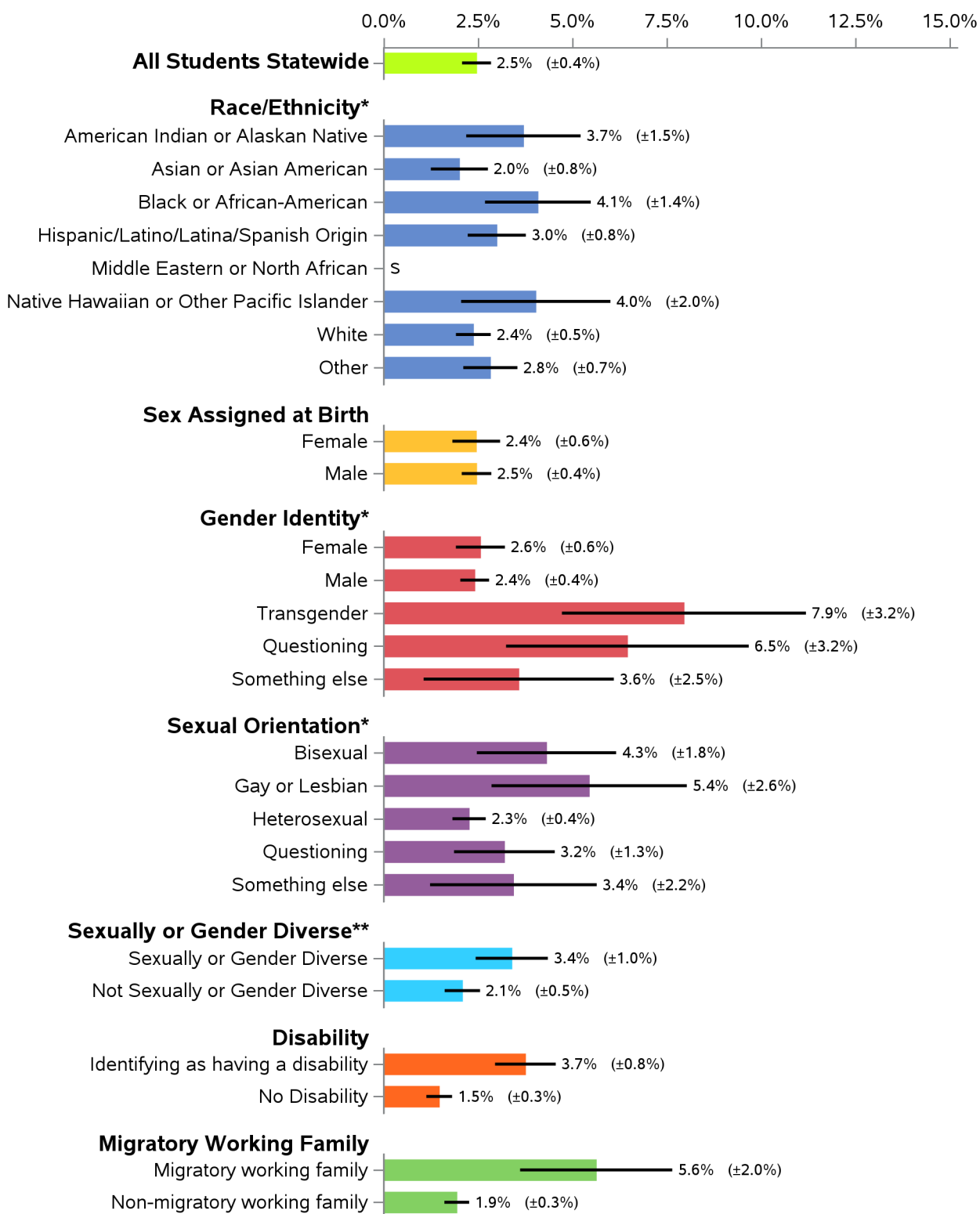


8th grade students **living in insecure housing** statewide, are:

- More likely to report smoking cigarettes in the past 30 days
- More likely to report using marijuana in the past 30 days
- More likely to report using painkillers in the past 30 days

Compared to those **living in secure housing**.

Statewide Relationship between Insecure Housing and Demographics, Grade 8, 2023



*Categories in this demographic factor are presented alone or in combination with other categories of the same factor; students who select more than one response are shown under each response.

**Sexually or gender diverse youth are defined as any student selecting "transgender", "questioning/not sure", "something else fits better", or multiple options for gender identity, or any student selecting "gay or lesbian", "bisexual", "questioning/not sure", "something else fits better", or multiple response options for sexual orientation.

S - results are suppressed because less than 5 students answered this way



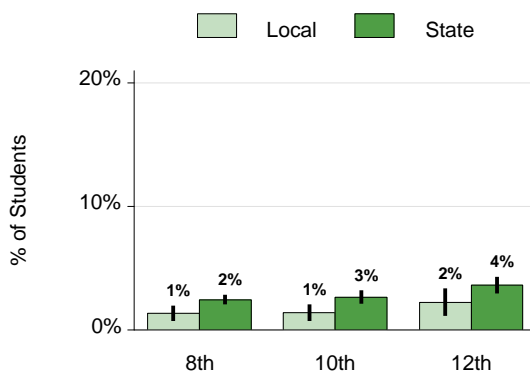
Housing Insecurity in Issaquah School District

Year: 2023 Grade: 10 Sex: All Number of Students Surveyed: 1,175

BACKGROUND

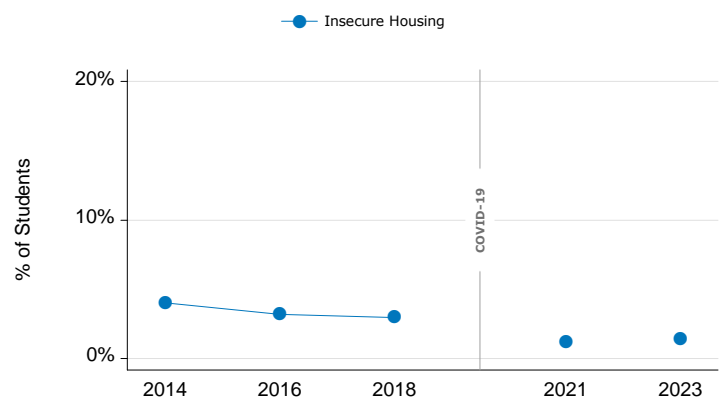
The McKinney-Vento Act provides stability for students experiencing homelessness. The Act defines students experiencing homelessness as those who lack a fixed, regular, and adequate nighttime residence. It provides educational assistance to students who are experiencing homelessness. These services include immediate enrollment in neighborhood schools, school stability, and educational assistance among others.

**Insecure Housing
Compared to the State, All Grades, 2023**



Prevalence	8th	10th	12th
Local	1% ±1▲	1% ±1▲	2% ±1▲
State	2% ±0	3% ±1	4% ±1

Insecure Housing 2014-2023, Grade 10



Prevalence	2014	2016	2018	2021	2023
Insecure Housing	4% ±1	3% ±1	3% ±1	1% ±1▼	1% ±1

Missing Codes

S = result suppressed due to insufficient reporting

Prevalence is displayed with 95% confidence intervals (as ± or black bar |).

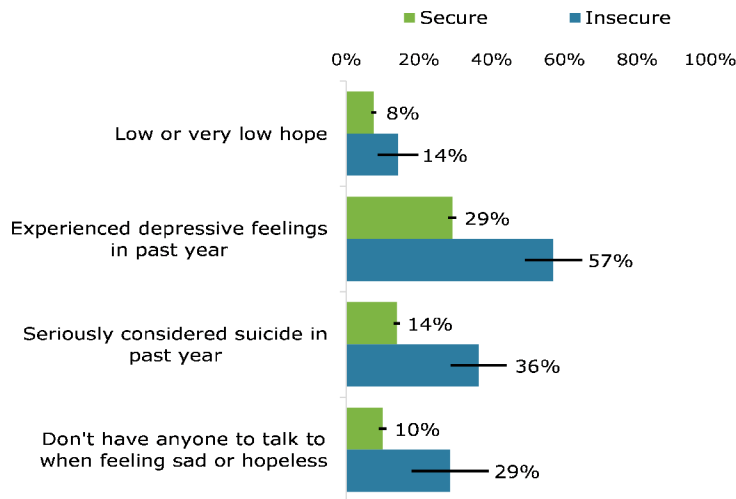
FACT SHEET

Housing Insecurity

Mental Health

Students living in insecure housing are more likely to experience mental health challenges...

Statewide Relationships between Insecure Housing and Mental Health, Grade 10



10th grade students **living in insecure housing** statewide, are:

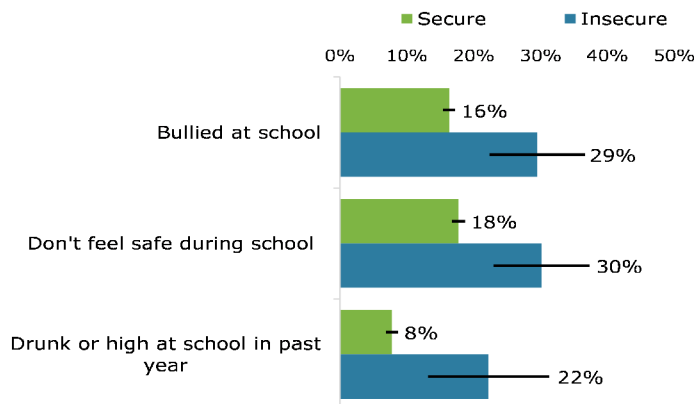
- More likely to report low or very low hope
- More likely to report experiencing depressive feelings in the past year
- More likely to report seriously considering suicide in the past year
- More likely to report that they don't have any one to turn to for help when feeling sad or hopeless

Compared to those **living in secure housing**.

School Experience

Students living in insecure housing are more likely to report issues at school ...

Statewide Relationships between Insecure Housing and School, Grade 10



10th grade students **living in insecure housing** statewide, are:

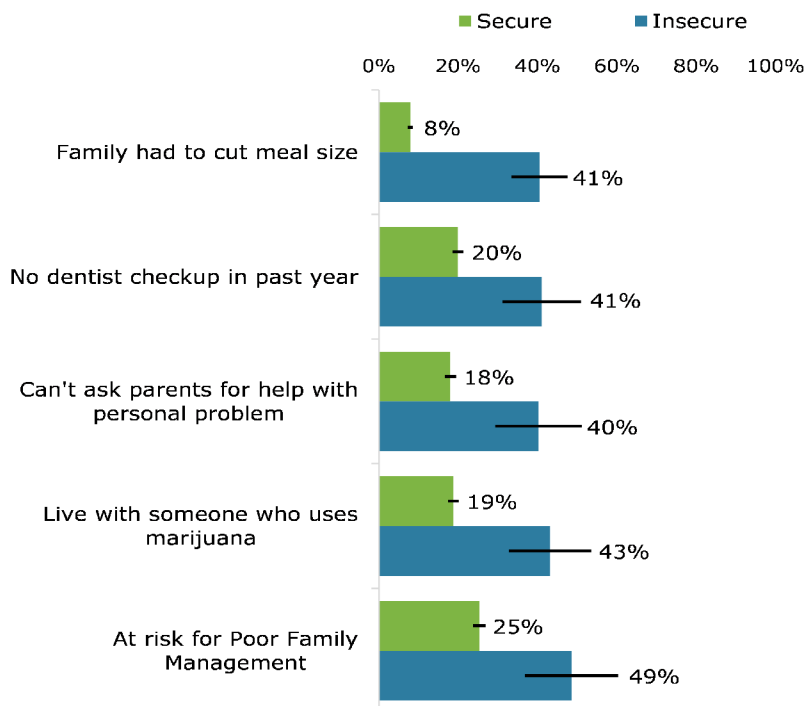
- More likely to report being bullied at school in the past 30 days
- More likely to report not feeling safe during school
- More likely to report being drunk or high at school in the past year

Compared to those **living in secure housing**.

Family Difficulties

Students living in insecure housing are more likely to experience other family issues, such as poverty....

Statewide Relationships between Insecure Housing and Poverty and other Family Issues, Grade 10



10th grade students **living in insecure housing** statewide, are:

- More likely to report their family having to cut meal size
- More likely to have not visited a dentist in the past year
- More likely to report that they can't ask their parents for help if they have a personal problem
- More likely to report living with a marijuana user
- More likely to report being "at risk" for poor family management

Compared to those **living in secure housing**.

FOR MORE INFORMATION

- Schoolhouse Connection: <https://schoolhouseconnection.org>
- National Association for the Education of Homeless Children and Youth: <https://www.naehcy.org>
- The National Center for Homeless Education: <https://nche.ed.gov>
- Resource Highway from OSPI: <http://www.k12.wa.us/HomelessEd/Resources.aspx>
- Most Frequently Asked Question About McKinney-Vento: https://naehcy.org/wp-content/uploads/2018/02/2017-10-16_NAEHCY-FAQs.pdf
- Annual Data Collection: <http://www.k12.wa.us/HomelessEd/Data.aspx>

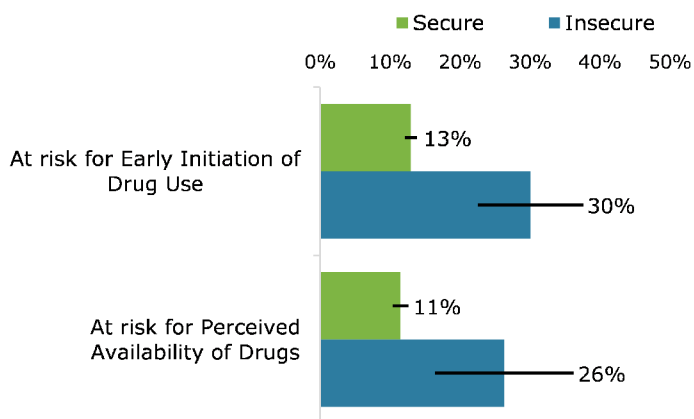
FACT SHEET

Housing Insecurity

Substance Use Risk Factors

Students living in insecure housing have higher risk factors related to substance use...

Statewide Relationships between Insecure Housing and Substance Use, Grade 10



10th grade students **living in insecure housing** statewide, are:

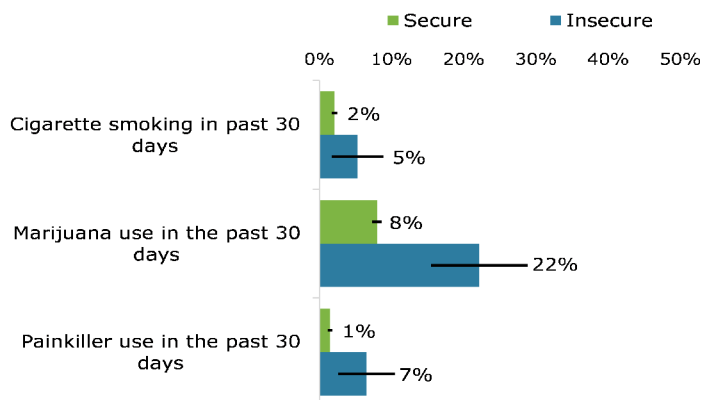
- More likely to report being at "at risk" for early initiation of drug use
- More likely to report being "at risk" for perceiving that drugs are available in their community

Compared to those **living in secure housing**.

Current Substance Use

Students living in insecure housing are more likely to have used cigarettes, marijuana, and painkillers...

Statewide Relationships between Insecure Housing and Current Substance Use, Grade 10

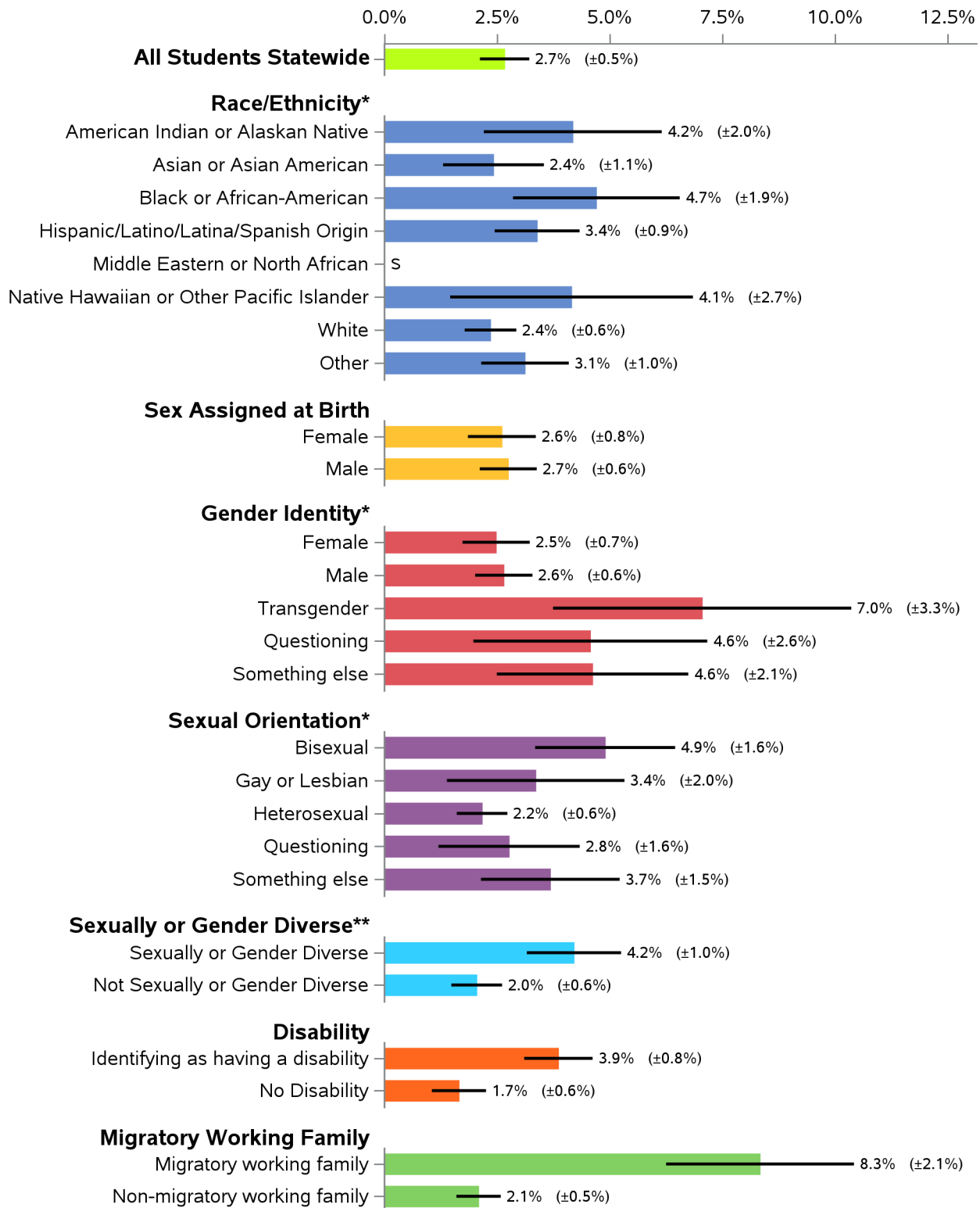


10th grade students **living in insecure housing** statewide, are:

- More likely to report smoking cigarettes in the past 30 days
- More likely to report using marijuana in the past 30 days
- More likely to report using painkillers in the past 30 days

Compared to those **living in secure housing**.

Statewide Relationship between Insecure Housing and Demographics, Grade 10, 2023



*Categories in this demographic factor are presented alone or in combination with other categories of the same factor; students who select more than one response are shown under each response.

**Sexually or gender diverse youth are defined as any student selecting "transgender", "questioning/not sure", "something else fits better", or multiple options for gender identity, or any student selecting "gay or lesbian", "bisexual", "questioning/not sure", "something else fits better", or multiple response options for sexual orientation.

S - results are suppressed because less than 5 students answered this way



Housing Insecurity in Issaquah School District

Year: 2023

Grade: 12

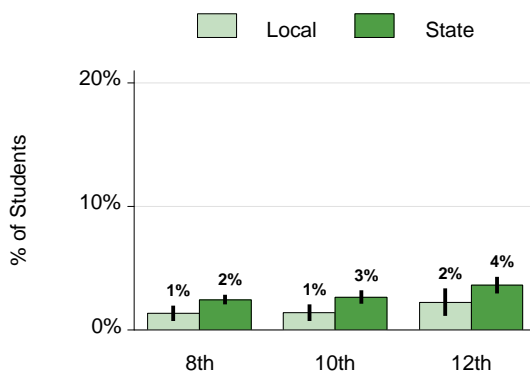
Sex: All

Number of Students Surveyed: 683

BACKGROUND

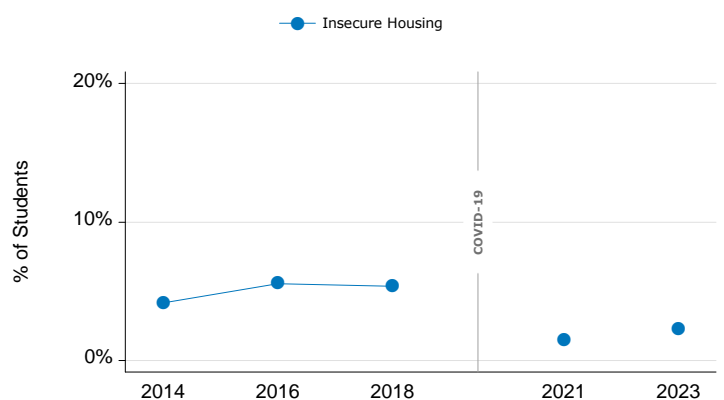
The McKinney-Vento Act provides stability for students experiencing homelessness. The Act defines students experiencing homelessness as those who lack a fixed, regular, and adequate nighttime residence. It provides educational assistance to students who are experiencing homelessness. These services include immediate enrollment in neighborhood schools, school stability, and educational assistance among others.

**Insecure Housing
Compared to the State, All Grades, 2023**



Prevalence	8th	10th	12th
Local	1% ±1▲	1% ±1▲	2% ±1▲
State	2% ±0	3% ±1	4% ±1

Insecure Housing 2014-2023, Grade 12



Prevalence	2014	2016	2018	2021	2023
Insecure Housing	4% ±1	6% ±2	5% ±2	1% ±1▼	2% ±1

Missing Codes

S = result suppressed due to insufficient reporting

Prevalence is displayed with 95% confidence intervals (as ± or black bar |).

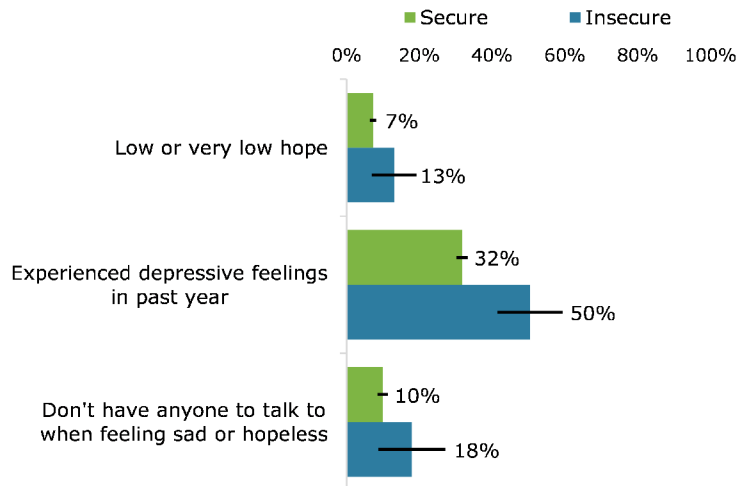
FACT SHEET

Housing Insecurity

Mental Health

Students living in insecure housing are more likely to experience mental health challenges...

Statewide Relationships between Insecure Housing and Mental Health, Grade 12



12th grade students **living in insecure housing** statewide, are:

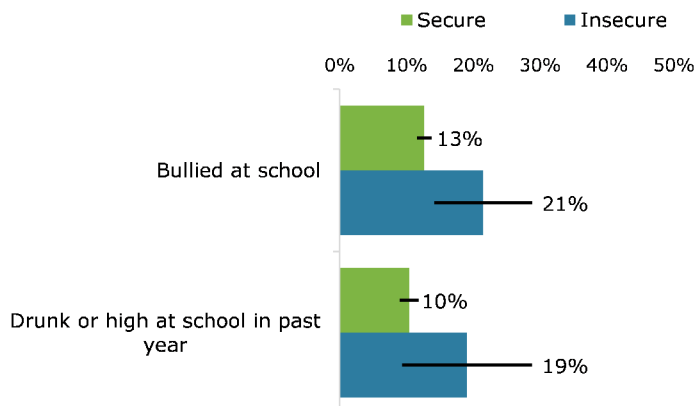
- More likely to report low or very low hope
- More likely to report experiencing depressive feelings in the past year
- More likely to report that they don't have any one to turn to for help when feeling sad or hopeless

Compared to those **living in secure housing**.

School Experience

Students living in insecure housing are more likely to report issues at school ...

Statewide Relationships between Insecure Housing and School, Grade 12



12th grade students **living in insecure housing** statewide, are:

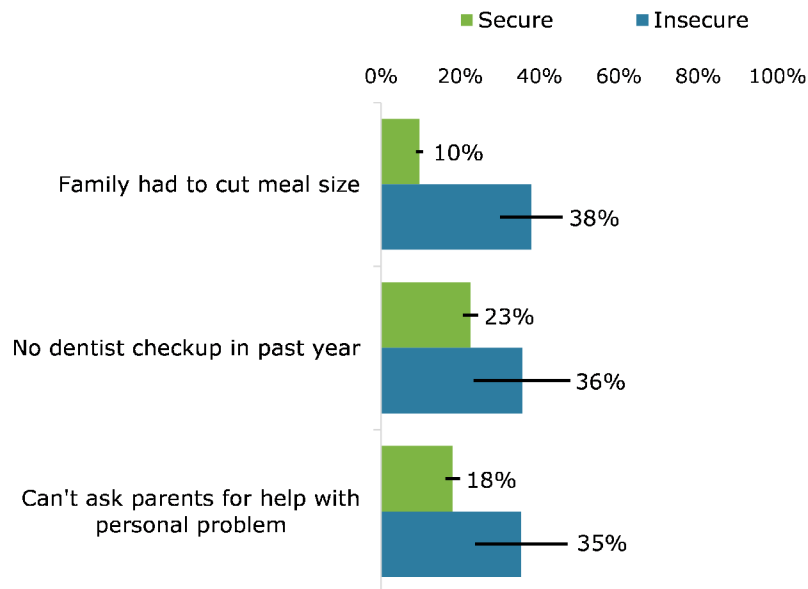
- More likely to report being bullied at school in the past 30 days
- More likely to report being drunk or high at school in the past year

Compared to those **living in secure housing**.

Family Difficulties

Students living in insecure housing are more likely to experience other family issues, such as poverty....

Statewide Relationships between Insecure Housing and Poverty and other Family Issues, Grade 12



12th grade students living in insecure housing statewide, are:

- *More likely to report their family having to cut meal size*
- *More likely to have not visited a dentist in the past year*
- *More likely to report that they can't ask their parents for help if they have a personal problem*

Compared to those living in secure housing.

FOR MORE INFORMATION

- Schoolhouse Connection: <https://schoolhouseconnection.org>
- National Association for the Education of Homeless Children and Youth: <https://www.naehcy.org>
- The National Center for Homeless Education: <https://nche.ed.gov>
- Resource Highway from OSPI: <http://www.k12.wa.us/HomelessEd/Resources.aspx>
- Most Frequently Asked Question About McKinney-Vento: https://naehcy.org/wp-content/uploads/2018/02/2017-10-16_NAEHCY-FAQs.pdf
- Annual Data Collection: <http://www.k12.wa.us/HomelessEd/Data.aspx>

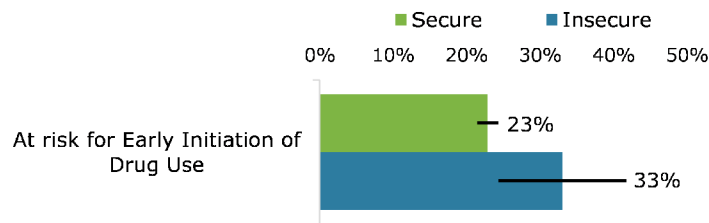
FACT SHEET

Housing Insecurity

Substance Use Risk Factors

Students living in insecure housing have higher risk factors related to substance use...

Statewide Relationships between Insecure Housing and Substance Use, Grade 12



12th grade students **living in insecure housing** statewide, are:

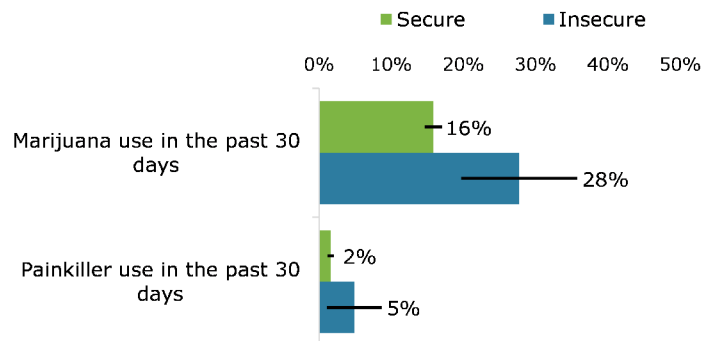
- *More likely to report being at "at risk" for early initiation of drug use*

Compared to those **living in secure housing**.

Current Substance Use

Students living in insecure housing are more likely to have used cigarettes, marijuana, and painkillers...

Statewide Relationships between Insecure Housing and Current Substance Use, Grade 12

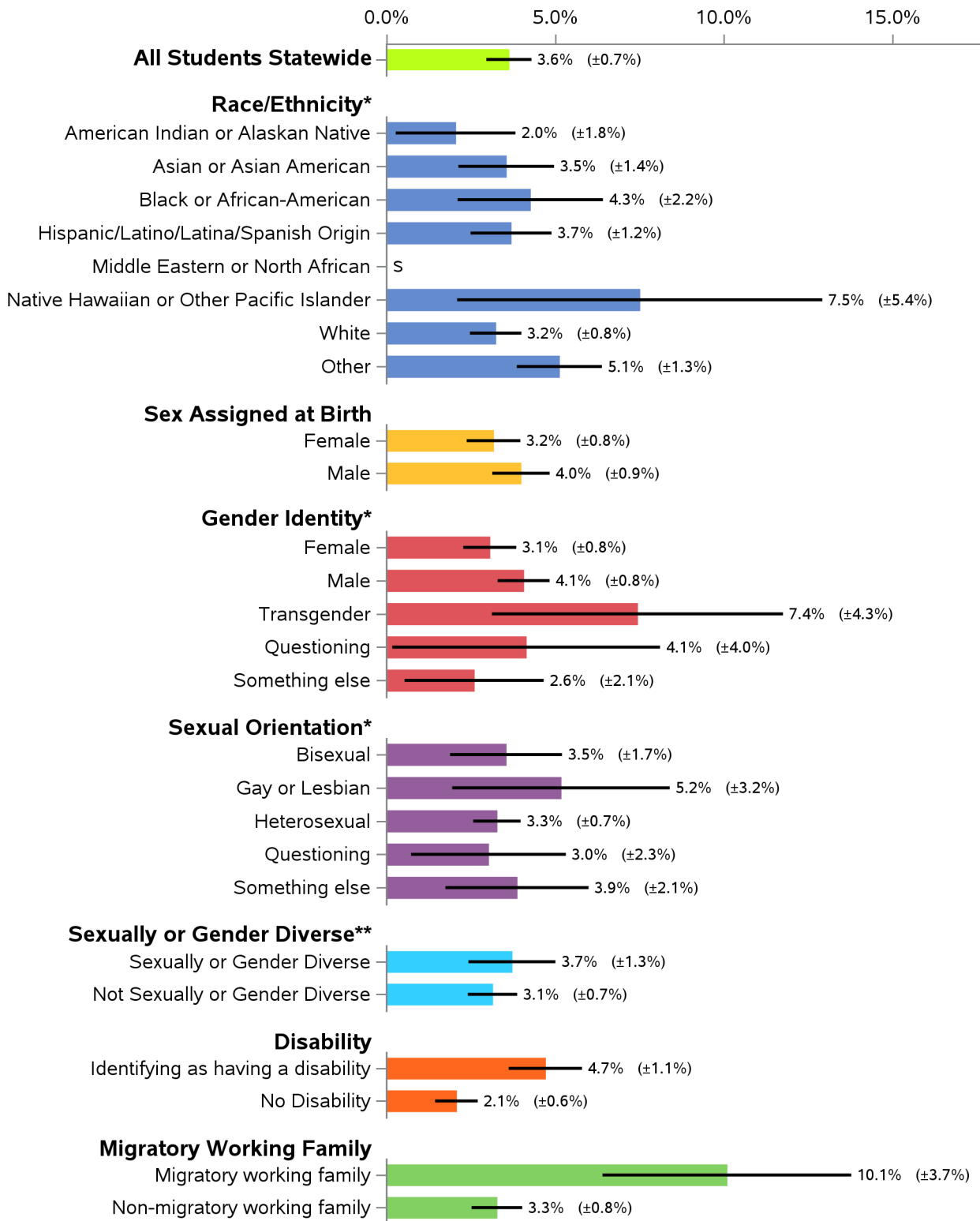


12th grade students **living in insecure housing** statewide, are:

- *More likely to report using marijuana in the past 30 days*
- *More likely to report using painkillers in the past 30 days*

Compared to those **living in secure housing**.

Statewide Relationship between Insecure Housing and Demographics, Grade 12, 2023



*Categories in this demographic factor are presented alone or in combination with other categories of the same factor; students who select more than one response are shown under each response.

**Sexually or gender diverse youth are defined as any student selecting "transgender", "questioning/not sure", "something else fits better", or multiple options for gender identity, or any student selecting "gay or lesbian", "bisexual", "questioning/not sure", "something else fits better", or multiple response options for sexual orientation.

S - results are suppressed because less than 5 students answered this way