

# **Meeting Packet**

## **REGULAR SESSION**

**3/21/2024**

**07:00 PM**



# PHILOMATH SCHOOL DISTRICT 17J

## REGULAR SESSION

PHILOMATH SCHOOL DISTRICT 17J

District Office

1620 Applegate Street, Philomath

3/21/2024 07:00 PM

### A. EXECUTIVE SESSION ~ 6:00 p.m.

The Board will meet in Executive Session at 6 pm (closed to the public) per ORS 192.660(2)(a) to consider the employment of a public officer, employee, staff member or individual agent; and per ORS 192.660(2)(b) to consider the dismissal or disciplining of, or to hear complaints or charges brought against, a public officer, employee, staff member or individual agent who does not request an open hearing; and per ORS 192.660(2)(f) to consider records exempt by law from public exemption; and per ORS 192.660(2)(i) to review and evaluate the employment-related performance of the chief executive officer of any public body, a public officer, employee or staff member who does not request an open hearing.

### B. REGULAR SESSION ~ 7:00 p.m.

#### 1. Call to Order: Chairperson

i. Pledge of Allegiance

ii. Approval of Consent Agenda

[Regular Board Meeting Minutes February 29, 2024 \(p. 4\)](#)

[Consent Agenda \(p. 8\)](#)

[Check Listing \(p. 9\)](#)

iii. Request for Agenda Modifications

#### 2. Student Government Report

#### 3. Public Comment

### C. REPORTS~

#### 1. Association Reports

- PEA
- OSEA

#### 2. Nancy Griffith - LBL-ESD Assistant Superintendent

[LBL-ESD \(p. 16\)](#)

### 3. MTSS Presentations

- K-8 RTIi
- HS Success

### 4. Superintendent's Report

### 5. Financial Report

Board Report (p. 18)

Financial Report (p. 19)

PES Student Activities Report (p. 24)

PMS Student Activities Report (p. 25)

PHS Student Activities Report (p. 27)

Enrollment Totals (p. 31)

## D. STRATEGY AND DISCUSSION ~

1. District Goals
2. Superintendent's Evaluation
3. Schedule Work Session with KVCS
4. CPS Covered Play Area Update
5. Inter-District Transfers

## E. DISCUSSION & ACTION ITEMS ~

1. Inclement Weather Days

## F. MEETING CLOSURE ~

1. Next Meeting Agenda Items
2. Board Thanks
3. Board Requests
4. Adjournment

## G. IMPORTANT DATES

Mar 25-29

Apr 1

Apr 18

April

Spring Break

OSBA Board Training

Regular Board Meeting

Heritage and Diversity Celebrations: Autism Awareness Month,  
Celebrate Diversity Month, Community Service

Month, Earth Month, National Arab American Heritage Month,  
Tartan (Scottish American) Heritage Month.

# REGULAR SESSION

## Meeting Minutes

PHILOMATH SCHOOL DISTRICT 17J

District Office

1620 Applegate Street, Philomath

2/29/2024 07:00 PM

### A. EXECUTIVE SESSION ~ 5:00 p.m.

The Board convened into Executive Session per ORS 192.660 (2)(i) to review and evaluate the performance of the chief executive officer of any public body, a public officer employee or staff member who does not request an open hearing.

### B. REGULAR SESSION ~ 7:00 p.m.

1. **Call to Order:** Chairman Rick Wells called the meeting to order at 7:06 pm at the Philomath School District Office located at 1620 Applegate Street in Philomath, Oregon. Present at the meeting were Board Directors Rick Wells, Joe Dealy, Erin Gudge, Sandi Hering and Ryan Cheeke; Superintendent Susan Halliday; Business Manager Jennifer Griffith; and Executive Assistant Michele McRae.
  - i. **Pledge of Allegiance:** Director Cheeke led us in the Pledge of Allegiance.
  - ii. **Approval of Consent Agenda:** Director Gudge moved to approve the Consent Agenda as presented. Director Cheeke seconded the motion. The Board unanimously approved the Consent Agenda. Motion passes 5-0.
  - iii. **Request for Agenda Modifications:** Superintendent Halliday clarified that Item E4 is two discussions: Inclement weather days, and reaffirming instructional minutes. Director Gudge requested that Student Representative to the Board be added to E9.
2. **Student Government Report:** Raegan McKinley reported that the Polar Plunge raised \$4,200. Cheer, Swim, Wrestling, Unified Basketball and Basketball had either individual members or whole teams qualify for state competitions. The jazz band placed third in a competition. The play "Matilda" opens next week.
3. **Public Comment:** There were no public comments.

### C. REPORTS~

#### 1. Association Reports

- i. **PEA:** David Dunham, co-president of the Philomath Education Association, praised the PSD teachers and classified staff for working through a few very difficult years. He asked the Board to expand the Special Education Teaching Staff.
- ii. **OSEA:** No report tonight.

2. **King's Valley Charter School Annual Report:** Diana Barnhart and Mark Hazelton presented what they have been working on at King's Valley Charter School which includes construction projects. The Board members were sent the King's Valley yearly report ahead of the meeting. Director Gudge pointed out something from their audit that she brought up last year, and Diana and Mark explained the situation. Mark said that they have had a good year. Diana said that when they are finished with their construction, they would like the Board to visit for a tour.
3. **Superintendent's Report:** Superintendent Halliday reported that Counselors were celebrated earlier this month, and that Classified Employee Appreciation Week is coming up, March 4<sup>th</sup> – 8<sup>th</sup>. She read a proclamation of appreciation for all that they do.
  - i. She reported that the Co-Curricular Salary Schedule Group has been meeting to look at extracurricular pay and stipends. She said that their work has been thoughtful and productive.
  - ii. Clemens Foundation Grants: Superintendent Halliday reported that the Clemens Foundation has had a difficult time keeping up with the demand of the increasing high costs of four-year colleges and universities, and they have decided that after the graduating class of 2025, they will only offer scholarships towards trade schools and community colleges. Director Gudge thanked the Foundation for helping so many students.
  - iii. It is time for Oregon Statewide Assessments. State testing takes place every spring.
  - iv. Philomath School District will be hosting the March meeting of the regional superintendents.
4. **Financial Report:** Business Manager Jennifer Griffith reported that enrollment is still high while surrounding districts are in declining enrollment. She said that there are two resolutions in the packet for approval. One of the resolutions reflects additional State School Funding due to the increased enrollment. Jennifer is planning on allocating some of the money into reserve accounts for maintenance, vehicle replacement and technology needs. The other resolution is for the Early Literacy Grant, and an increased allocation of Student Investment Act monies. She reported that the increases for both resolutions are below the 10% amount that would cause them to have to have a formal budget hearing to adopt the supplemental budget. The budget work session is next week.

#### D. STRATEGY AND DISCUSSION ~

1. **English Learners State Report:** The 2021-2022 EL State Report was included in the Board packet, and it is on the District's website. Superintendent Halliday explained the report to the Board.

#### E. DISCUSSION & ACTION ITEMS~

1. **Approval of 2024-2025 School Year Calendar**
  - i. The proposed calendar was included in the Board packet. Superintendent Halliday said that the Calendar Committee worked to improve it from the current school year calendar. Director Cheeke asked if students will have enough instructional hours with the half days on Fridays. Superintendent Halliday said that they will have enough instructional hours, and she will explain more about this in agenda item E4.

Director Dealy moved to adopt the calendar as presented. Director Hering seconded the motion. The Board approved the calendar unanimously. Motion passes 5-0.

2. **Policy JECB-AR(1): Recommend Delete:** This policy does not align with policy JECB. It will be rewritten when the Policy Committee meets to review policies. Director Gudge moved to delete the policy as presented. Director Dealy seconded the motion. The motion was approved unanimously. Motion passes 5-0.
3. **Inter-District Transfer Allowances:** Superintendent Halliday reported that the classrooms are full and the administration would like to close inter-district transfers, so they can focus on serving current students. Director Cheeke moved to approve the closure of allowances for inter-district transfer students into Philomath School District. Director Dealy seconded the motion. The Board approved the motion unanimously. Motion passes 5-0.
4. **Inclement Weather Make Up Days and Instructional Minutes:**
  - i. **Instructional Minutes:** Superintendent Halliday reported that instructional minutes requirements for students was included in the Board packet. She calculated the instructional minutes for students in each of our schools to make sure that we are meeting the state standards for students.
  - ii. **Inclement Weather Make Up Days:** Superintendent Halliday said that this was brought back onto the agenda in case the Board was ready to make a decision on whether or not to schedule the second make up day because of the recent ice storm. The consensus of the Board was that they wanted to talk about this at the March Board meeting.
5. **Approval of 2023-2025 LBL-ESD Local Service Plan:** Superintendent Halliday reported that this has to be approved to keep our services in place that the Linn Benton Lincoln Education Service District provides for us. Director Dealy moved to approve the 2023-2025 LBL-ESD Local Service Plan. Director Cheeke seconded the motion. The Board approved the motion unanimously. Motion passes 5-0.
6. **Approval of Resolution 2324-03:** Business Manager Jennifer Griffith explained the resolution during her report. Director Dealy moved to approve Resolution 2324-03 as presented. Director Gudge seconded the motion. The Board approved the motion unanimously. Motion passes 5-0.
7. **Approval of Resolution 2324-04:** Business Manager Jennifer Griffith explained the resolution during her report. Director Gudge moved to approve Resolution 2324-04 as presented. Director Hering seconded the motion. The Board approved the motion unanimously. Motion passes 5-0.
8. **Approval of Alternative Education Program:** Superintendent Halliday explained that this is an annual required approval. The form is included in the Board packet. Director Dealy moved to approve the form as presented along with a "C" added in the seventh row of the form since it is missing on the form, and the program is in compliance in this area. Director Gudge seconded the motion. The Board unanimously approved the report as presented. Motion passes 5-0.
9. **Student Representative to the Board:** The Board will be working with David Dunham in order to find next year's Student Representative(s) to the Board.

F. **MEETING CLOSURE ~**

1. **Next Meeting Agenda Items:** Director Cheeke would like two representatives to present five things that people are working on in their school.
2. **Board Thanks:** Director Gudge reported that she went to the district wide band concert and that it was fantastic! Director Hering thanked everyone in the district for going above and beyond. Director Dealy thanked everyone in the district. Director Wells asked Jennifer the status of the CPS covered play area. Jennifer said construction will begin as soon as school is out for the year.
3. **Board Requests:** Director Cheeke would like a new community center or at least a new sound system for the elementary school. Director Hering asked for more informal meetings, work sessions and town hall type meetings. Director Gudge requested a quarterly work session to review the superintendent's evaluation.

**Adjournment:** Chairman Rick Wells adjourned the meeting at 9:08 pm, and the Board reconvened into Executive Session per ORS 192.660 (2)(i) to review and evaluate the performance of the chief executive officer of any public body, a public officer employee or staff member who does not request an open hearing.

---

Board Chair

---

Superintendent

---

Date

**CONSENT AGENDA**

---

**March 21, 2024**

Updated: 3/15/24 2:06 PM

**A. List of Bills:**

- 1. February 2024

**B. Minutes:**

- 1. February 29, 2024

**C. Resolutions:** None

**D. Leave of Absence:** None

**E. Out of State Travel**

**F. Personnel/Staffing Adjustments**

- 1. **Retirements:** K'Lynn Coleman CPS Teacher

- 2. **Resignations:**

  - i. Saralyn Harvey CPS Office Assistant

- 3. **New Hires:**

  - i. Katelyn Junkman CPS IA
  - ii. Lucy Diamond-Moore CPS IA
  - iii. Lucas Olsen CPS IA
  - iv. Kimberly Coke PES IA
  - v. Laura Heiken PHS IA
  - vi. Pamela Monnette PMS IA
  - vii. Cooper Latz PMS IA
  - viii. Jessica Wilhelm PMS IA

- 4. **Coaches:** None

- 5. **Staff Reassignments/Changes in FTE:** None

- 6. **Extra Duty Assignments:** None



## Benton County School District 17J

### Reprint Check Listing

Fiscal Year: 2023-2024

**Criteria:**

**Bank Account:**

**From Date:** 02/01/2024

**To Date:** 02/29/2024

**From Check:**

**To Check:**

**From Voucher:**

**To Voucher:**

Check Number	Date	Payee	Amount	Voucher	Status	Type	Cleared?	Clear Date	Void Date
224	02/06/2024	LES & BOB'S SPORTS & APPAREL, INC.	\$135.00	1273	Printed	Expense	<input checked="" type="checkbox"/>	02/29/2024	
225	02/08/2024	PLAY WITH A PURPOSE	\$9,124.83	1276	Printed	Expense	<input checked="" type="checkbox"/>	02/29/2024	
226	02/28/2024	HALL, ELAINE	\$70.77	1301	Printed	Expense	<input type="checkbox"/>		
227	02/28/2024	PLAY WITH A PURPOSE	\$250.00	1302	Printed	Expense	<input type="checkbox"/>		
1805	02/06/2024	EVANS, SAFF	\$69.95	1270	Printed	Expense	<input checked="" type="checkbox"/>	02/29/2024	
1806	02/06/2024	GAVETTE, AMANDA	\$80.00	1270	Printed	Expense	<input checked="" type="checkbox"/>	02/29/2024	
1807	02/06/2024	GRIMM, CHELSEA	\$80.00	1270	Printed	Expense	<input checked="" type="checkbox"/>	02/29/2024	
1808	02/06/2024	INTEGRATED REGISTER SYSTEMS, INC.	\$75.00	1270	Printed	Expense	<input checked="" type="checkbox"/>	02/29/2024	
1809	02/06/2024	KOHLER, KATHY	\$224.00	1270	Printed	Expense	<input checked="" type="checkbox"/>	02/29/2024	
1810	02/06/2024	LES & BOB'S SPORTS & APPAREL, INC.	\$209.55	1270	Printed	Expense	<input checked="" type="checkbox"/>	02/29/2024	
1811	02/06/2024	MCMULLEN, JORDAN	\$80.00	1270	Printed	Expense	<input checked="" type="checkbox"/>	02/29/2024	
1812	02/06/2024	NASSP	\$385.00	1270	Printed	Expense	<input type="checkbox"/>		
1813	02/06/2024	PEAK ELITE GYMNASTICS ACADEMY	\$1,500.00	1270	Printed	Expense	<input checked="" type="checkbox"/>	02/29/2024	
1814	02/06/2024	ROMVIEL, KATELYNN	\$80.00	1270	Printed	Expense	<input checked="" type="checkbox"/>	02/29/2024	
1815	02/06/2024	WOOSLEY, TROY	\$260.00	1270	Printed	Expense	<input checked="" type="checkbox"/>	02/29/2024	
1816	02/06/2024	MPTV	\$15.98	1274	Printed	Expense	<input checked="" type="checkbox"/>	02/29/2024	
1817	02/06/2024	WILLAMETTE SAW SERVICE	\$293.05	1275	Printed	Expense	<input checked="" type="checkbox"/>	02/29/2024	
1818	02/14/2024	BSN SPORTS	\$1,442.91	1278	Printed	Expense	<input checked="" type="checkbox"/>	02/29/2024	
1819	02/14/2024	LES & BOB'S SPORTS & APPAREL, INC.	\$2,114.75	1278	Printed	Expense	<input checked="" type="checkbox"/>	02/29/2024	
1820	02/14/2024	COTTAGE GROVE HIGH SCHOOL	\$90.00	1279	Printed	Expense	<input type="checkbox"/>		
1821	02/14/2024	LES & BOB'S SPORTS & APPAREL, INC.	\$6,080.60	1279	Printed	Expense	<input checked="" type="checkbox"/>	02/29/2024	

## Benton County School District 17J

### Reprint Check Listing

Fiscal Year: 2023-2024

**Criteria:**

**Bank Account:**

**From Date:** 02/01/2024

**To Date:** 02/29/2024

**From Check:**

**To Check:**

**From Voucher:**

**To Voucher:**

Check Number	Date	Payee	Amount	Voucher	Status	Type	Cleared?	Clear Date	Void Date
1822	02/14/2024	NEWPORT HIGH SCHOOL	\$500.00	1279	Printed	Expense	<input checked="" type="checkbox"/>	02/29/2024	
1823	02/14/2024	RAM STEEL INC	\$318.34	1279	Printed	Expense	<input checked="" type="checkbox"/>	02/29/2024	
1824	02/15/2024	PHILOMATH SCOUT LODGE	\$825.00	1281	Printed	Expense	<input checked="" type="checkbox"/>	02/29/2024	
1825	02/15/2024	SPECIAL OLYMPICS	\$1,250.00	1281	Printed	Expense	<input checked="" type="checkbox"/>	02/29/2024	
1826	02/15/2024	HALEY, KORI	\$52.75	1283	Printed	Expense	<input checked="" type="checkbox"/>	02/29/2024	
1827	02/20/2024	BENNETT, STEVE	\$182.00	1288	Printed	Expense	<input checked="" type="checkbox"/>	02/29/2024	
1828	02/20/2024	DDCA	\$1,284.00	1288	Printed	Expense	<input type="checkbox"/>		
1829	02/20/2024	HOOD, MICHAEL	\$200.00	1288	Printed	Expense	<input checked="" type="checkbox"/>	02/29/2024	
1830	02/20/2024	LES & BOB'S SPORTS & APPAREL, INC.	\$305.15	1288	Printed	Expense	<input checked="" type="checkbox"/>	02/29/2024	
1831	02/20/2024	PETTY CASH/SCH DIST 17J	\$539.29	1288	Printed	Expense	<input checked="" type="checkbox"/>	02/29/2024	
1832	02/20/2024	SILVA, BENITO	\$42.00	1288	Printed	Expense	<input checked="" type="checkbox"/>	02/29/2024	
1833	02/28/2024	CRESCENT VALLEY HIGH SCHOOL	\$200.00	1304	Printed	Expense	<input type="checkbox"/>		
1834	02/28/2024	HOOD, MICHAEL	\$63.35	1304	Printed	Expense	<input checked="" type="checkbox"/>	02/29/2024	
1835	02/28/2024	KOHLER, KATHY	\$20.02	1304	Printed	Expense	<input type="checkbox"/>		
1836	02/28/2024	LARSON, STEFANIE	\$625.00	1304	Printed	Expense	<input type="checkbox"/>		
1837	02/28/2024	LEBANON HIGH SCHOOL	\$350.00	1304	Printed	Expense	<input type="checkbox"/>		
1838	02/28/2024	MID-VALLEY BASKETBALL OFFICIALS ASSOC.	\$304.25	1304	Printed	Expense	<input type="checkbox"/>		
1839	02/28/2024	RAM STEEL INC	\$434.63	1304	Printed	Expense	<input type="checkbox"/>		
22794	02/06/2024	CINTAS CORP	\$11,720.47	1269	Printed	Expense	<input checked="" type="checkbox"/>	02/29/2024	
22795	02/15/2024	BATTERIES PLUS BULBS	\$179.50	1280	Printed	Expense	<input checked="" type="checkbox"/>	02/29/2024	
22796	02/15/2024	BEACOCK MUSIC	\$79.99	1280	Printed	Expense	<input checked="" type="checkbox"/>	02/29/2024	
22797	02/15/2024	BROOKS, DAVE	\$160.00	1280	Printed	Expense	<input checked="" type="checkbox"/>	02/29/2024	

## Benton County School District 17J

### Reprint Check Listing

Fiscal Year: 2023-2024

**Criteria:**

**Bank Account:**

**From Date:** 02/01/2024

**To Date:** 02/29/2024

**From Check:**

**To Check:**

**From Voucher:**

**To Voucher:**

Check Number	Date	Payee	Amount	Voucher	Status	Type	Cleared?	Clear Date	Void Date
22798	02/15/2024	CENTRAL WELDING SUPPLY CO., INC	\$89.45	1280	Printed	Expense	<input checked="" type="checkbox"/>	02/29/2024	
22799	02/15/2024	CENTURYLINK	\$71.48	1280	Printed	Expense	<input checked="" type="checkbox"/>	02/29/2024	
22800	02/15/2024	CERTIFIED SYSTEMS, INC.	\$578.20	1280	Printed	Expense	<input checked="" type="checkbox"/>	02/29/2024	
22801	02/15/2024	COPIERS NORTHWEST	\$370.46	1280	Printed	Expense	<input checked="" type="checkbox"/>	02/29/2024	
22802	02/15/2024	CORVALLIS HEATING, LLC	\$1,366.00	1280	Printed	Expense	<input checked="" type="checkbox"/>	02/29/2024	
22803	02/15/2024	CORVALLIS RENTAL EQUIPMENT, INC.	\$617.26	1280	Printed	Expense	<input checked="" type="checkbox"/>	02/29/2024	
22804	02/15/2024	CORVALLIS SCHOOL DISTRICT 509J	\$55,535.68	1280	Printed	Expense	<input checked="" type="checkbox"/>	02/29/2024	
22805	02/15/2024	CTX	\$671.00	1280	Printed	Expense	<input checked="" type="checkbox"/>	02/29/2024	
22806	02/15/2024	DAKTECH COMPUTERS	\$4,074.00	1280	Printed	Expense	<input checked="" type="checkbox"/>	02/29/2024	
22807	02/15/2024	FERRELLGAS	\$150.00	1280	Printed	Expense	<input checked="" type="checkbox"/>	02/29/2024	
22808	02/15/2024	FOLLETT SCHOOL SOLUTIONS, INC.	\$9,241.56	1280	Printed	Expense	<input checked="" type="checkbox"/>	02/29/2024	
22809	02/15/2024	GARRETT HEMANN ROBERTSON	\$3,810.50	1280	Printed	Expense	<input checked="" type="checkbox"/>	02/29/2024	
22810	02/15/2024	GOVERNMENT FORMS & SUPPLIES	\$197.34	1280	Printed	Expense	<input checked="" type="checkbox"/>	02/29/2024	
22811	02/15/2024	LES & BOB'S SPORTS & APPAREL, INC.	\$215.00	1280	Printed	Expense	<input checked="" type="checkbox"/>	02/29/2024	
22812	02/15/2024	MID-VALLEY BASKETBALL OFFICIALS ASSOC.	\$2,610.00	1280	Printed	Expense	<input type="checkbox"/>		
22813	02/15/2024	MPTV	\$632.39	1280	Printed	Expense	<input checked="" type="checkbox"/>	02/29/2024	
22814	02/15/2024	ODP BUSINESS SOLUTIONS, LLC	\$395.64	1280	Printed	Expense	<input checked="" type="checkbox"/>	02/29/2024	
22815	02/15/2024	OMEA DISTRICT 11	\$300.00	1280	Printed	Expense	<input checked="" type="checkbox"/>	02/29/2024	
22816	02/15/2024	OREGON EQUIPMENT	\$864.63	1280	Printed	Expense	<input checked="" type="checkbox"/>	02/29/2024	
22817	02/15/2024	OREGON LOCK & ACCESS	\$828.45	1280	Printed	Expense	<input type="checkbox"/>		
22818	02/15/2024	OSU - MUSIC DEPT.	\$395.00	1280	Printed	Expense	<input checked="" type="checkbox"/>	02/29/2024	

## Benton County School District 17J

### Reprint Check Listing

Fiscal Year: 2023-2024

Criteria:

Bank Account:

From Date: 02/01/2024

To Date: 02/29/2024

From Check:

To Check:

From Voucher:

To Voucher:

Check Number	Date	Payee	Amount	Voucher	Status	Type	Cleared?	Clear Date	Void Date
22819	02/15/2024	PERFORMANCE SYSTEMS INTEGRATION, LLC	\$1,860.00	1280	Printed	Expense	<input checked="" type="checkbox"/>	02/29/2024	
22820	02/15/2024	PHILOMATH RENTAL	\$123.60	1280	Printed	Expense	<input checked="" type="checkbox"/>	02/29/2024	
22821	02/15/2024	PHONAK HEARING SYSTEMS	\$358.99	1280	Printed	Expense	<input type="checkbox"/>		
22822	02/15/2024	POOL, WENDY K.	\$625.00	1280	Printed	Expense	<input type="checkbox"/>		
22823	02/15/2024	RAM STEEL INC	\$439.64	1280	Printed	Expense	<input checked="" type="checkbox"/>	02/29/2024	
22824	02/15/2024	ROBERT LLOYD SHEET METAL, INC.	\$2,829.79	1280	Printed	Expense	<input checked="" type="checkbox"/>	02/29/2024	
22825	02/15/2024	SCHAEFERS RECREATION	\$664.96	1280	Printed	Expense	<input checked="" type="checkbox"/>	02/29/2024	
22826	02/15/2024	SMEED COMMUNICATION SERVICES	\$640.00	1280	Printed	Expense	<input checked="" type="checkbox"/>	02/29/2024	
22827	02/15/2024	TWGW, INC.	\$93.71	1280	Printed	Expense	<input checked="" type="checkbox"/>	02/29/2024	
22828	02/15/2024	VARITONE ARCHITECTURE LLC	\$212.50	1280	Printed	Expense	<input checked="" type="checkbox"/>	02/29/2024	
22829	02/15/2024	WALTER E. NELSON OF EUGENE	\$246.19	1280	Printed	Expense	<input checked="" type="checkbox"/>	02/29/2024	
22830	02/15/2024	WESTERN OREGON OUTDOOR SCHOOL, LLC	\$38,675.00	1280	Printed	Expense	<input checked="" type="checkbox"/>	02/29/2024	
22831	02/15/2024	WILLAMETTE HOSE & FITTING	\$235.31	1280	Printed	Expense	<input checked="" type="checkbox"/>	02/29/2024	
22832	02/29/2024	AFLAC	\$45.50	1296	Printed	Payroll Ded	<input type="checkbox"/>		
22833	02/29/2024	AMERICAN FIDELITY - INS	\$4,143.71	1296	Printed	Payroll Ded	<input type="checkbox"/>		
22834	02/29/2024	AMERICAN FIDELITY ASSURANCE CO	\$10,174.01	1296	Printed	Payroll Ded	<input type="checkbox"/>		
22835	02/29/2024	AMERICAN FIDELITY ASSURANCE CO - 403b	\$6,931.34	1296	Printed	Payroll Ded	<input type="checkbox"/>		
22836	02/29/2024	AMERIPRISE FINANCIAL SERVICES, INC.	\$290.00	1296	Printed	Payroll Ded	<input type="checkbox"/>		
22837	02/29/2024	ASCENSUS TRUST	\$4,184.68	1296	Printed	Payroll Ded	<input type="checkbox"/>		
22838	02/29/2024	GORDON, AYLWORTH & TAMI, P.C.	\$781.58	1296	Printed	Payroll Ded	<input type="checkbox"/>		

## Benton County School District 17J

### Reprint Check Listing

Fiscal Year: 2023-2024

**Criteria:**

**Bank Account:**

**From Date:** 02/01/2024

**To Date:** 02/29/2024

**From Check:**

**To Check:**

**From Voucher:**

**To Voucher:**

Check Number	Date	Payee	Amount	Voucher	Status	Type	Cleared?	Clear Date	Void Date
22839	02/29/2024	INVESCO INVESTMENT SERVICES, INC.	\$6,581.34	1296	Printed	Payroll Ded	<input type="checkbox"/>		
22840	02/29/2024	OSEA	\$2,585.35	1296	Printed	Payroll Ded	<input type="checkbox"/>		
22841	02/29/2024	PenServ Plan Services, Inc/ Foresters	\$1,630.00	1296	Printed	Payroll Ded	<input type="checkbox"/>		
22842	02/29/2024	PHILOMATH EDUCATION ASSOC	\$1,869.00	1296	Printed	Payroll Ded	<input type="checkbox"/>		
22843	02/29/2024	PRUDENTIAL ANNUITIES	\$1,064.30	1296	Printed	Payroll Ded	<input type="checkbox"/>		
22844	02/29/2024	TEXAS LIFE	\$2,137.01	1296	Printed	Payroll Ded	<input type="checkbox"/>		
22845	02/29/2024	VOYA RETIREMENT INSURANCE AND ANNUITY CO	\$145.00	1296	Printed	Payroll Ded	<input type="checkbox"/>		
22846	02/29/2024	AT&T ONENET SERVICE	\$32.57	1305	Printed	Expense	<input type="checkbox"/>		
22847	02/29/2024	BUILDERS FIRST SOURCE	\$3,955.62	1305	Printed	Expense	<input type="checkbox"/>		
22848	02/29/2024	CENTRAL WELDING SUPPLY CO., INC	\$128.13	1305	Printed	Expense	<input type="checkbox"/>		
22849	02/29/2024	CHILDREN'S HEALTH MARKET, THE	\$370.75	1305	Printed	Expense	<input type="checkbox"/>		
22850	02/29/2024	EWING OUTDOOR SUPPLY	\$6,814.98	1305	Printed	Expense	<input type="checkbox"/>		
22851	02/29/2024	HAMMERQUIST INC.	\$4,451.00	1305	Printed	Expense	<input type="checkbox"/>		
22852	02/29/2024	INDUSTRIAL PIPE & SUPPLY CO, INC	\$964.03	1305	Printed	Expense	<input type="checkbox"/>		
22853	02/29/2024	LES & BOB'S SPORTS & APPAREL, INC.	\$326.40	1305	Printed	Expense	<input type="checkbox"/>		
22854	02/29/2024	LINN-BENTON COMMUNITY COLLEGE	\$195.89	1305	Printed	Expense	<input type="checkbox"/>		
22855	02/29/2024	MID COLUMBIA BUS COMPANY, INC.	\$88,194.29	1305	Printed	Expense	<input type="checkbox"/>		
22856	02/29/2024	NOEL, THATCHER	\$75.00	1305	Printed	Expense	<input type="checkbox"/>		
22857	02/29/2024	NORTHWEST NATURAL GAS CO.	\$10,770.77	1305	Printed	Expense	<input type="checkbox"/>		
22858	02/29/2024	ODP BUSINESS SOLUTIONS, LLC	\$171.67	1305	Printed	Expense	<input type="checkbox"/>		
22859	02/29/2024	PACIFIC POWER	\$24,867.40	1305	Printed	Expense	<input type="checkbox"/>		

## Benton County School District 17J

### Reprint Check Listing

Fiscal Year: 2023-2024

**Criteria:**

**Bank Account:**

**From Date:** 02/01/2024

**To Date:** 02/29/2024

**From Check:**

**To Check:**

**From Voucher:**

**To Voucher:**

Check Number	Date	Payee	Amount	Voucher	Status	Type	Cleared?	Clear Date	Void Date
22860	02/29/2024	PALMAR ROOFING & SIDING	\$1,000.00	1305	Printed	Expense	<input type="checkbox"/>		
22861	02/29/2024	PUTTERMAN ATHLETICS, LLC	\$550.12	1305	Printed	Expense	<input type="checkbox"/>		
22862	02/29/2024	RENEWABLE RESOURCE GROUP, INC.	\$84.00	1305	Printed	Expense	<input type="checkbox"/>		
22863	02/29/2024	ROBERT LLOYD SHEET METAL, INC.	\$9,624.55	1305	Printed	Expense	<input type="checkbox"/>		
22864	02/29/2024	ROTARY CLUB OF PHILOMATH	\$500.00	1305	Printed	Expense	<input type="checkbox"/>		
22865	02/29/2024	SPAETH LUMBER COMPANY	\$388.32	1305	Printed	Expense	<input type="checkbox"/>		
22866	02/29/2024	STEDMAN, TYLER	\$45.00	1305	Printed	Expense	<input type="checkbox"/>		
22867	02/29/2024	SUNBELT RENTALS	\$589.95	1305	Printed	Expense	<input type="checkbox"/>		
22868	02/29/2024	US BANK EQUIPMENT FINANCE	\$1,337.07	1305	Printed	Expense	<input type="checkbox"/>		
22869	02/29/2024	WALTER E. NELSON OF EUGENE	\$463.82	1305	Printed	Expense	<input type="checkbox"/>		
46196	02/22/2024	HARVEY, SARALYN R	\$1,518.75	20	Printed	Payroll	<input type="checkbox"/>		
46197	02/29/2024	ANDERTON, CHERYL M	\$457.44	21	Printed	Payroll	<input type="checkbox"/>		
46198	02/29/2024	HALL, JAMES R	\$1,061.54	21	Printed	Payroll	<input type="checkbox"/>		
46199	02/29/2024	STUCKI, NICHOLE A	\$305.39	21	Printed	Payroll	<input type="checkbox"/>		
46200	02/29/2024	WEEBER, KYAH M	\$45.51	21	Printed	Payroll	<input type="checkbox"/>		
46201	02/29/2024	DALE, ANNA M	\$228.62	21	Printed	Payroll	<input type="checkbox"/>		
46202	02/29/2024	WOOSLEY, TAYLOR M	\$143.51	21	Printed	Payroll	<input type="checkbox"/>		
46203	02/29/2024	SCHWINABART, DARLA J	\$2,054.99	21	Printed	Payroll	<input type="checkbox"/>		
46204	02/29/2024	VAN PATTEN, CANDACE M	\$3,893.92	21	Printed	Payroll	<input type="checkbox"/>		
46205	02/29/2024	LATZ, COOPER E	\$1,272.01	21	Printed	Payroll	<input type="checkbox"/>		
46206	02/29/2024	SKAAR, LINDA M	\$4,197.66	21	Printed	Payroll	<input type="checkbox"/>		
46207	02/29/2024	DEMARIS, JOY M	\$97.09	22	Printed	Payroll	<input type="checkbox"/>		
46208	02/29/2024	OCHS, ALICE A	\$3,477.56	23	Printed	Payroll	<input type="checkbox"/>		

# Benton County School District 17J

---

## Reprint Check Listing

Fiscal Year: 2023-2024

Criteria:

Bank Account:

From Date: 02/01/2024

To Date: 02/29/2024

From Check:

To Check:

From Voucher:

To Voucher:

Total Amount: \$389,534.00

End of Report

2023-2024



# Philomath School District

## Services provided through LBL ESD

### District Executive Summary

- Roger Irvin / Jim Blount, LBL ESD Board Director, PSD Region
- Sarah Fay / Sarah Finger McDonald, LBL ESD Budget Committee, PSD Region
- PSD receives 4.2% of Local Service Plan funding and is the 8th largest in student enrollment out of the 12 component districts
- Districts are able to transit up to 50% of their available Tier 2 resources. At this time, PSD is transiting \$7,500 which represents 3.3%

### ADMw Over the Years

	ESD	PSD
FY 2016/17	45,019.9	1,903.1
FY 2017/18	44,872.8	1,931.9
FY 2018/19	45,092.2	1,931.9
FY 2019/20	44,912.5	1,939.8
FY 2020/21	47,337.1	1,902.4
FY 2021/22	43,864	1,863
FY 2022/23	44,220	1,857

### 2022-23 Quick Stats

46

Number of **BIS Tickets**

38

Number of **Network Tickets**

141

Number of **SIS Tickets**

1000  
mbps

**Total ISP Purchased**

LBL ESD serves districts, schools and students by providing equitable, flexible and effective educational services through economy of scale. Our vision is to be a responsive and transparent organization that supports districts by embracing continuous improvement in helping every child succeed.



## Services Data

Note: This data is based on fiscal year 2022-2023

## ESD Staff Serving District

### Tier 1

#### Special Education — Tier 1 Services by Student

	ESD	PSD
Audiology Hearing Screenings	6457	261
Audiology Evaluations	26	0
Mild/Moderate Special Ed Supports K-12 (PT)	109	5
Mild/Moderate Special Ed Supports K-12 (OT)	662	42
Mild/Moderate Special Ed Supports K-12 (Aug Comm)	241	7
In-Center Special Education Evaluations	195	12
In-District and Assigned Special Education Evaluations	211	1
Severe Disability Supports	160	11
Early Intervention Evaluations	362	6
Early Childhood Special Education Evaluations	426	17

#### Special Education — Tier 1 Services by Hours

	ESD	PSD
Interpreter, District Requests	67.29	0
Interpreter, In-Center Evaluations	276.3	15.25
Translation, District Requests	354.49	27.25
Translation, In-Center Evaluations	122.47	3

### Grants

#### Cascade Regional — Low Incidence, High Needs

	ESD	PSD
Vision	48	1
Hearing	86	3
Physical Therapy	54	1
Occupational Therapy	52	0
Autism Spectrum Disorder	790	32
Traumatic Brain Injury	30	2
Deafblindness	4	0
Total # of K-12 Regional Low Incidence Disabilities	1064	39

### Other Services

	ESD	PSD
Behavior Specialist	297	44
Family Support Liaison	825	74

#### School Psychologist

Lorie Blackman

#### Learning Consultant

N/A

#### Speech Language Pathologist

Lee Ann McAvoy

#### Autism

Michelle Neilson

#### Deaf/Hard Hearing

Clifton Lyddane

#### Occupational Therapist

Kristen Rademacher

#### Physical Therapist

Gail Baggett

#### Vision

Dan Glowicki

#### Augmentative Communication

Sarah Follett

#### Traumatic Brain Injury

Brandi Lancaster

#### Audiology

Jeff Cox

#### Family Support Liaison

Peggy Ring

#### Behavior Consultant

Angela Poletti

#### Home School

Cindy Doll

#### Transition Network Facilitator

Sherri Townsend, Josh Barbour

#### Severe Disabilities Consultant

Shelley Marrone



Linn Benton Lincoln Education Service District

905 4th Avenue SE, Albany, OR 97321 ~ 541.812.2600 ~ www.lblesd.k12.or.us



March 21, 2024

Board Members:

Thank you to all that attended the 1<sup>st</sup> Budget Work Session last week. There was a lot of good discussion and questions during the meeting. The committee decided to cancel the 2<sup>nd</sup> work session, so our next meeting for the committee will be the 1<sup>st</sup> Official Budget Committee meeting on May 9, 2024. The proposed budget for 2024-25 will be presented at this meeting.

Enrollment numbers are included with the financial report information. Our numbers continue to be high, and we are encroaching on a total enrollment of 1700 for the district.

The financial reports for the period ending February 29, 2024 are included in the board packet.

February 2024 General Fund Expenditures totaled \$1,880,703. Expenditures that exceed \$10,000 are as follows:

- |                                   |            |                                |
|-----------------------------------|------------|--------------------------------|
| • American Fidelity Assurance Co. | \$ 10,174  | (Paid Leave OR payment)        |
| • Northwest Natural Gas           | \$ 10,771  | (Monthly gas bill January)     |
| • Cintas Corp                     | \$ 11,720  | (custodial supplies)           |
| • Pacific Power                   | \$ 24,867  | (Monthly power bill)           |
| • Western Oregon Outdoor School   | \$ 38,675  | (Outdoor School coordination)  |
| • Corvallis School District       | \$ 55,536  | (Food Service Oct & Nov)       |
| • Mid Columbia Bus Company        | \$ 88,194  | (January 2024 transportation)  |
| • Kings Valley Charter School     | \$ 230,400 | (February SSF payment to KVCS) |

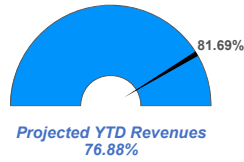
Respectfully Submitted,

Jennifer Griffith  
Business Manager

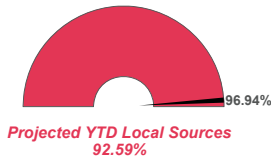
# 100 General Fund Revenue Dashboard Summary

For the Period Ending February 29, 2024

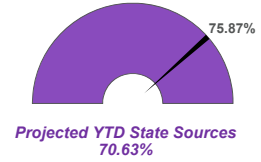
## Actual YTD Revenues



## Actual YTD Local Sources



## Actual YTD State Sources

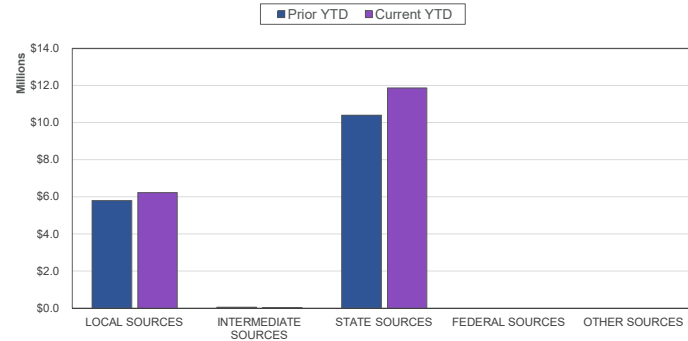


## General Fund Revenues

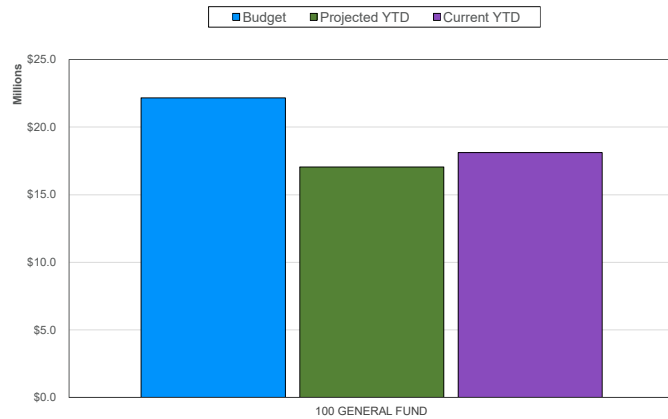
### Top 10 General Fund Sources of Revenue (Year-to-Date)

State School Fund (SSF)	\$11,832,844
Property Taxes	\$4,428,909
Resources - Beginning Fund Balance	\$1,581,885
Local Option Levy Taxes	\$1,316,426
Interest On Investments	\$281,168
Kings Valley Charter School Fees	\$91,824
Miscellaneous	\$83,875
Restricted Grants-In-Aid	\$30,320
Severe Disabilities Reimbursement	\$26,765
Rentals	\$11,059
<b>Percent of Total Revenues Year-to-Date</b>	<b>99.96%</b>

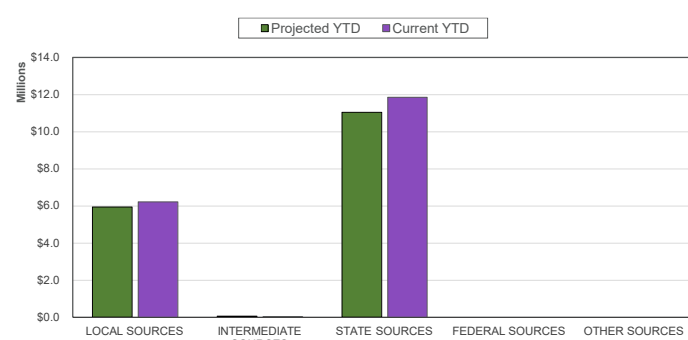
### General Fund Revenue by Source | Prior YTD vs. Current YTD



### Revenues by Fund | Budget / Projected YTD / Current YTD



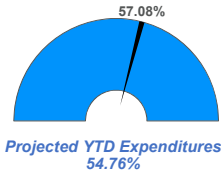
### General Fund Revenue by Source | Projected YTD vs. Current YTD



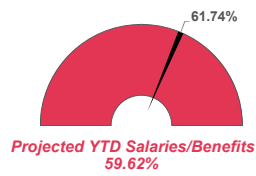
# 100 General Fund Expense Dashboard Summary

For the Period Ending February 29, 2024

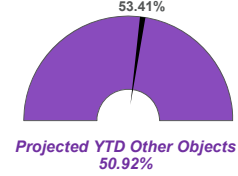
## Actual YTD Expenditures



## Actual YTD Salaries/Benefits



## Actual YTD Other Objects

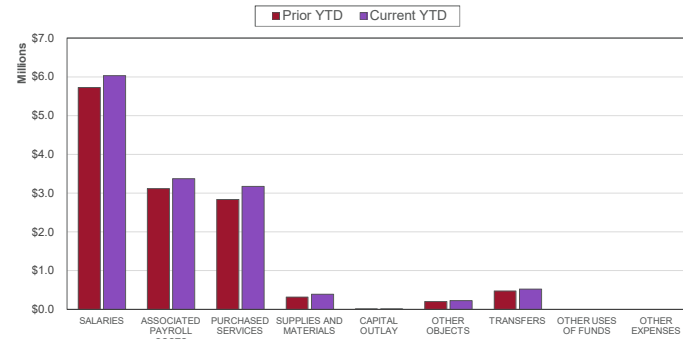


## General Fund Expenditures

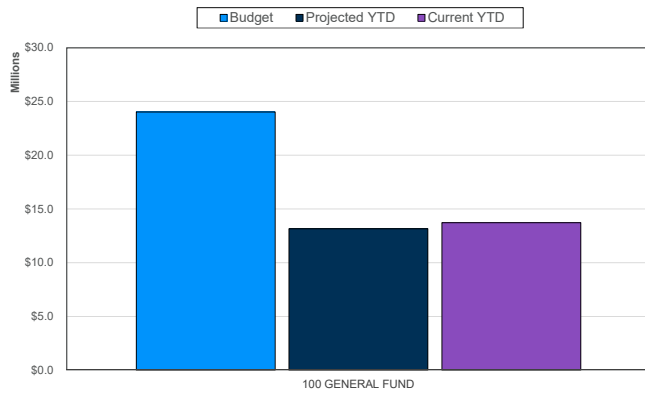
### Top 10 General Fund Expenditures by Program (Year-to-Date)

Licensed Salaries	\$3,004,596
Charter School Payments, Adm	\$1,495,897
Classified Salaries	\$1,204,522
Public Employees Retirement System	\$986,305
Medical Insurance	\$974,331
Administrator Salaries	\$799,741
Unrepresented Salaries	\$538,661
Fund Modifications	\$519,080
Pers Bond 1	\$481,549
Charter School, Remote Elementary	\$460,379
<b>Percent of Total Expenditures Year-to-Date</b>	<b>76.35%</b>

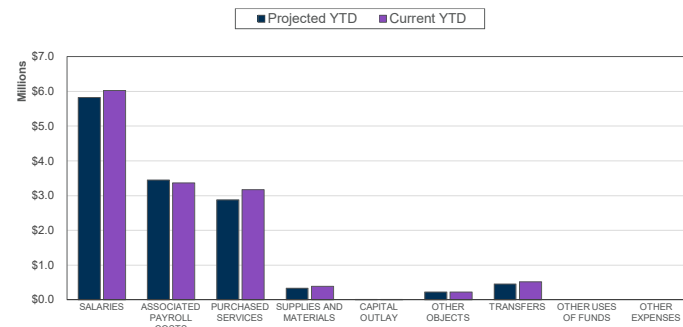
### General Fund Expenditures by Object | Prior YTD vs. Current YTD



### Expenditures by Fund | Budget / Projected YTD / Current YTD



### General Fund Expenditures by Object | Projected YTD vs. Current YTD





2023-2024 Philomath SD 17J | General Fund Overview - Revenue

YTD Local Sources

96.94% of Budget

Prior Year YTD: 92.99% of Actuals

YTD State Sources

75.87% of Budget

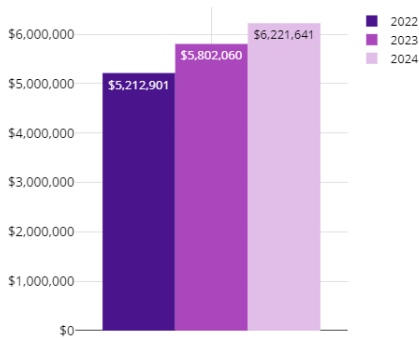
Prior Year YTD: 67.20% of Actuals

YTD All Sources (except 5400s)

81.69% of Budget

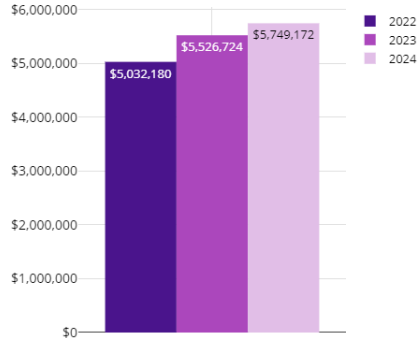
Prior Year YTD: 74.38% of Actuals

Local Sources (1000s)



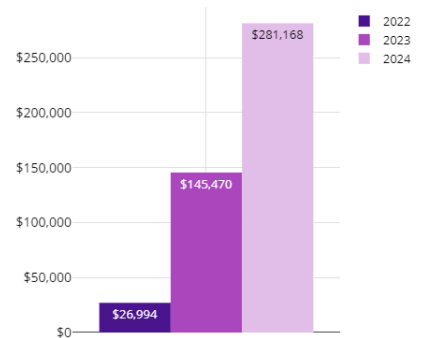
For the Period JUL - FEB

Property Taxes (1100s)



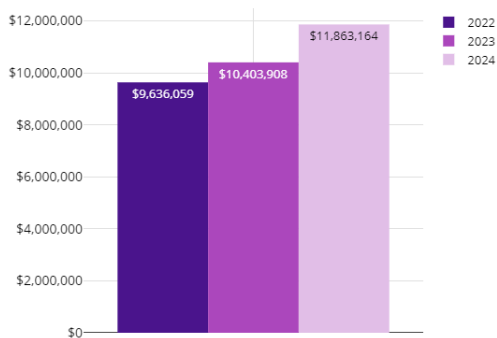
For the Period JUL - FEB

Interest Earnings (1500s)



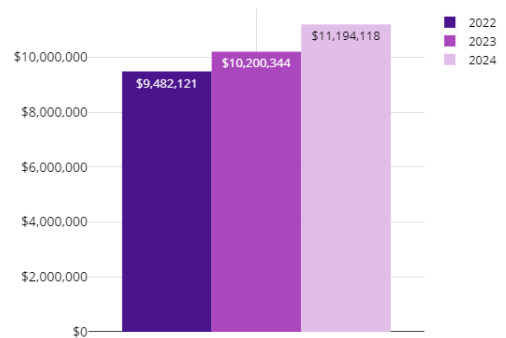
For the Period JUL - FEB

State Sources (3000s)



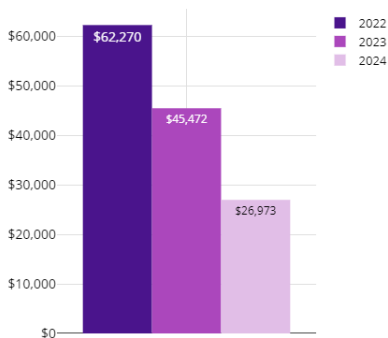
For the Period JUL - FEB

State School Fund (3101)



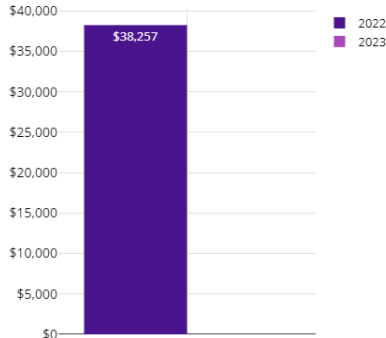
For the Period JUL - FEB

Intermediate Sources (2000s)



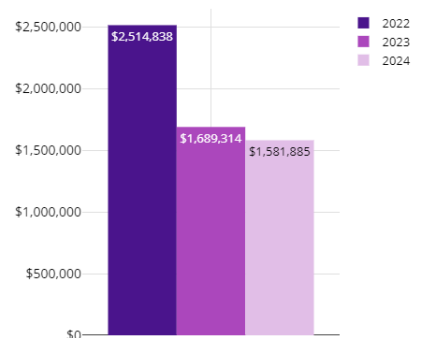
For the Period JUL - FEB

Federal Sources (4000s)



For the Period JUL - FEB

Other Sources (5000s)



For the Period JUL - FEB



YTD Salary and Benefits

**55.70%** of Budget

Prior Year YTD: 55.04% of Actuals

YTD Purchased Services

**73.63%** of Budget

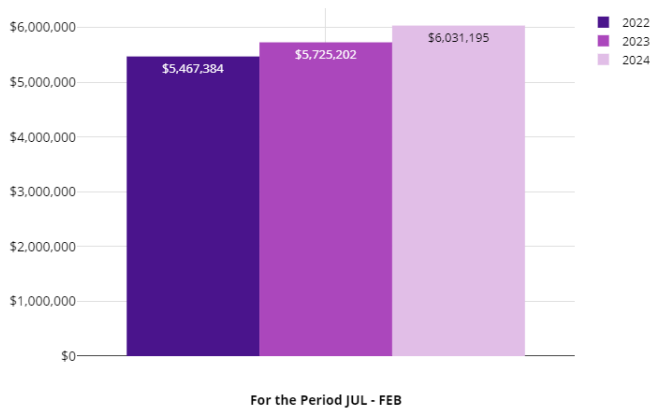
Prior Year YTD: 60.72% of Actuals

YTD Other Expenses

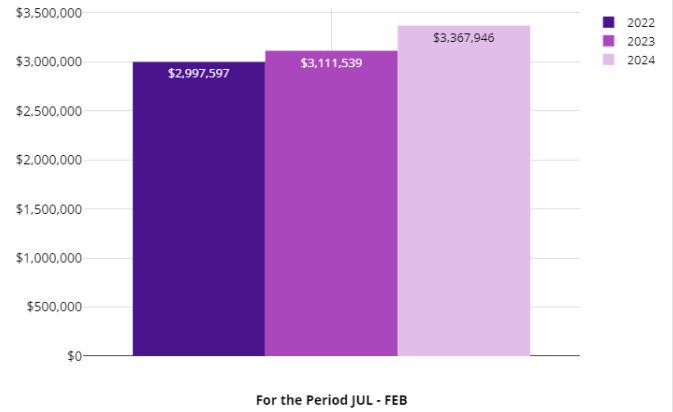
**86.24%** of Budget

Prior Year YTD: 79.39% of Actuals

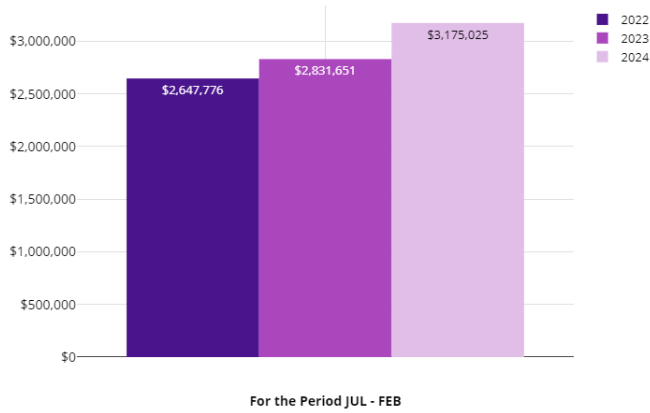
Salaries (100s)



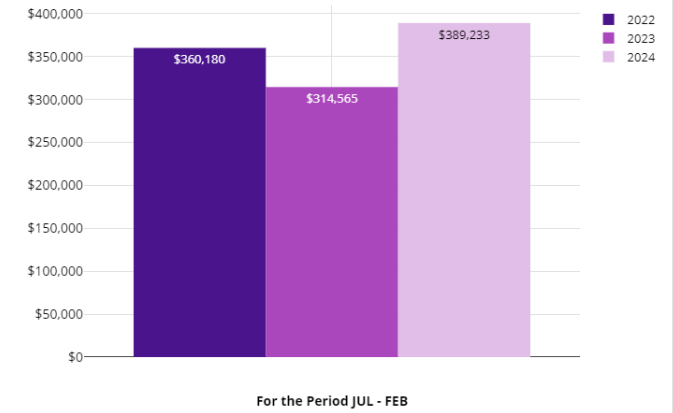
Benefits (200s)



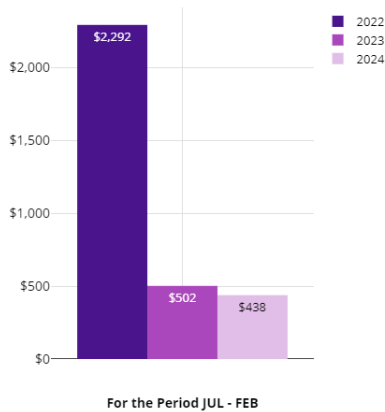
Purchased Services (300s)



Supplies (400s)



Capital Outlay (500s)



Other Objects (600s)



Transfers (700s)



**PHILOMATH SCHOOL DISTRICT, 17J**  
**Appropriations, Budget vs. Actual**  
**Fiscal Year 2023-2024**

		<b>Appropriations</b>	<b>YTD</b>	<b>Encumbrances</b>	<b>Resolutions</b>	<b>Totals</b>	<b>(Over)/Under Budget</b>
<b>General Fund (100)</b>	1000 Instruction	13,913,402	8,046,130	6,189,224	375,000	14,235,354	53,048
	2000 Support Services	8,046,586	5,152,552	2,547,881	78,000	7,700,433	424,153
	3000 Community Services	-	-	-	224,000	-	224,000
	5200 Transfers	540,000	519,080	-	370,000	519,080	390,920
	6000 Contingency	325,000	-	-	-	-	325,000
	Sub Totals	22,824,988	13,717,762	8,737,105	1,047,000	22,454,867	1,417,121
<b>Local/State/Federal Programs Funds</b>	1000 Instruction	2,117,374	837,848	642,286	194,000	1,480,134	831,240
	2000 Support Services	862,136	363,505	342,907	178,000	706,412	333,724
	3000 Community Services	667,526	242,101	164,209	-	406,310	261,216
	4000 Facilities	407,500	5,292	488	-	5,780	401,720
	5200 Transfers	-	-	-	-	-	-
	Sub Totals	4,054,536	1,448,746	1,149,890	372,000	2,598,636	1,827,900
<b>Pool Operations Fund (295)</b>	1000 Instruction	11,692	8,453	2,975	-	11,428	264
	2000 Support Services	-	-	-	-	-	-
	3000 Community Services	162,808	114,925	28,029	-	142,954	19,854
	Sub Totals	174,500	123,378	31,004	-	154,382	20,118
<b>Assoc. Student Body (284, 285, 286)</b>	1000 Instruction	806,755	303,567	84,456	-	388,023	418,732
<b>Debt Service Funds (300)</b>	5000 Debt Service	1,802,848	628,924	547,200	-	1,176,124	626,724
<b>Capital Improvement Funds (400)</b>	1000 Instruction	22,463	11,115	-	-	11,115	11,348
	2000 Support Services	394,037	250,753	24,527	-	275,280	118,757
	4000 Facilities	424,317	162	-	-	162	424,155
	Sub Totals	840,817	262,030	24,527	-	286,557	554,260
<b>Unemployment Fund (600)</b>	2000 Support Services	13,000	5,582	210	-	5,792	7,208
<b>Reserve Funds (700)</b>	1000 Instruction	67,250	33,393	31,926	-	65,319	1,931
	2000 Support Services	127,400	49,129	21,957	(5,000)	71,086	51,314
	3000 Community Services	-	900	1,200	5,000	2,100	2,900
	Sub Totals	194,650	83,422	55,083	-	138,505	56,145
						-	-
						-	-
<b>Total Appropriations</b>		<b>30,712,094</b>	<b>16,573,411</b>	<b>10,629,475</b>	<b>1,419,000</b>	<b>27,202,886</b>	<b>4,928,208</b>
<b>Total Unappropriated</b>		<b>13,918,271</b>	<b>-</b>	<b>-</b>	<b>-</b>	<b>-</b>	<b>13,918,271</b>
<b>Total Adopted Budget</b>		<b>44,630,365</b>	<b>16,573,411</b>	<b>10,629,475</b>	<b>1,419,000</b>	<b>27,202,886</b>	<b>18,846,479</b>

## Benton County School District 17J

### Student Activities Summary Report

Fiscal Year: 2023-2024

From: 7/1/2023

To: 6/30/2024

Print Detail

Page Break by Activity

Exclude Encumbrances

Reverse Signs

Subtotal By Journal

	Range Beg. Balance	Range Revenue	Range Expenditures	Balance	Encumbrances	Available Balance
284.0000.9701.097.797.810 PES Food Pantry	10,036.52	200.00	(1,799.98)	8,436.54	.00	8,436.54
284.0000.9701.097.797.812 PES Blodgett	6,514.85	.00	(2,045.07)	4,469.78	(730.00)	3,739.78
284.0000.9701.097.797.815 CPS Donations	2,819.75	10,200.00	(8,274.83)	4,744.92	(1,003.02)	3,741.90
284.0000.9701.097.797.816 PES Grants	4,010.89	1,650.00	(1,749.38)	3,911.51	.00	3,911.51
284.0000.9701.097.797.826 PES Field Trips	.00	.00	.00	.00	.00	.00
284.0000.9701.097.797.827 PES Library	507.69	.00	.00	507.69	.00	507.69
284.0000.9701.097.797.828 PES Donations-Unrestricted	3,077.88	4,201.45	(1,863.71)	5,415.62	(887.33)	4,528.29
284.0000.9701.097.797.830 PES Music	(173.43)	913.00	(516.55)	223.02	.00	223.02
284.0000.9701.097.797.834 Falcon Swag Fund Balance	.00	100.00	347.86	447.86	.00	447.86
284.0000.9701.097.797.842 PES Social Committee	732.65	917.73	(682.08)	968.30	.00	968.30
284.0000.9701.097.797.846 PES Yearbook	1,721.00	20.00	1,642.96	3,383.96	.00	3,383.96
284.0000.9701.097.797.847 PES Students in Need	(62.43)	10.00	.00	(52.43)	.00	(52.43)
284.0000.9701.097.797.849 CPS Students in Need	(29.80)	.00	.00	(29.80)	.00	(29.80)
284.0000.9701.097.797.850 PES School Supplies	.00	.00	.00	.00	.00	.00
<b>GRAND TOTALS</b>	29,155.57	18,212.18	(14,940.78)	32,426.97	(2,620.35)	29,806.62

End of Report



## Benton County School District 17J

### Student Activities Summary Report

Fiscal Year: 2023-2024

From: 7/1/2023

To: 6/30/2024

Print Detail

Page Break by Activity

Exclude Encumbrances

Reverse Signs

Subtotal By Journal

	Range Beg. Balance	Range Revenue	Range Expenditures	Balance	Encumbrances	Available Balance
285.0000.9701.098.798.500 PMS Apparel	838.00	.00	(182.40)	655.60	.00	655.60
285.0000.9701.098.798.501 PMS Art	1,181.04	300.00	(150.00)	1,331.04	.00	1,331.04
285.0000.9701.098.798.502 PMS Athletics	3,281.03	527.00	(1,262.35)	2,545.68	.00	2,545.68
285.0000.9701.098.798.503 PMS Band	3,192.97	1,200.00	(2,758.67)	1,634.30	.00	1,634.30
285.0000.9701.098.798.504 PMS Band Repair/Replace	379.76	.00	.00	379.76	.00	379.76
285.0000.9701.098.798.506 PMS Choir Beginning Balance	504.71	319.25	(488.45)	335.51	.00	335.51
285.0000.9701.098.798.508 PMS Drama	12,244.16	998.19	(4,632.66)	8,609.69	(5,169.00)	3,440.69
285.0000.9701.098.798.510 PMS Library	30.47	.00	.00	30.47	.00	30.47
285.0000.9701.098.798.511 PMS Life Skills	612.11	.00	.00	612.11	.00	612.11
285.0000.9701.098.798.512 PMS Lock Replacement	1,710.17	.00	.00	1,710.17	.00	1,710.17
285.0000.9701.098.798.515 PMS Outdoor School	23,290.23	.00	(27.32)	23,262.91	.00	23,262.91
285.0000.9701.098.798.516 PMS Sports/Pay-to-Play	25.00	.00	.00	25.00	.00	25.00
285.0000.9701.098.798.519 PMS School Enhancement	93.63	107.41	.00	201.04	.00	201.04
285.0000.9701.098.798.520 PMS Science	12.14	.00	.00	12.14	.00	12.14
285.0000.9701.098.798.521 PMS Shop	631.70	3,303.00	(2,361.13)	1,573.57	(2,099.10)	(525.53)
285.0000.9701.098.798.522 PMS Struxness - Helping Families	1,428.99	397.22	(397.22)	1,428.99	.00	1,428.99
285.0000.9701.098.798.523 PMS Student Body Fees	5,033.73	8,865.00	(4,181.40)	9,717.33	.00	9,717.33
285.0000.9701.098.798.524 PMS Suspension Account	301.50	901.88	(301.50)	901.88	.00	901.88
285.0000.9701.098.798.525 PMS Technology	877.35	.00	.00	877.35	.00	877.35
285.0000.9701.098.798.527 PMS Textbook Damage/Replacement	221.77	.00	.00	221.77	.00	221.77
285.0000.9701.098.798.529 PMS Student Wellness	5,585.90	.00	.00	5,585.90	.00	5,585.90
285.0000.9701.098.798.530 PMS Oregon Research Institute	2,123.74	.00	.00	2,123.74	.00	2,123.74

## Benton County School District 17J

### Student Activities Summary Report

Fiscal Year: 2023-2024

From: 7/1/2023

To: 6/30/2024

Print Detail

Page Break by Activity

Exclude Encumbrances

Reverse Signs

Subtotal By Journal

	Range Beg. Balance	Range Revenue	Range Expenditures	Balance	Encumbrances	Available Balance
285.0000.9701.098.798.531 PMS Trip Club	225.08	.00	.00	225.08	.00	225.08
285.0000.9701.098.798.532 PMS Health/PE	1,404.05	.00	.00	1,404.05	.00	1,404.05
285.0000.9701.098.798.533 PMS Elective Rotation fee	.00	.00	.00	.00	.00	.00
285.0000.9701.098.798.534 PMS Battle of the Books	305.00	700.00	(43.11)	961.89	.00	961.89
285.0000.9701.098.798.535 PMS School Supplies	10.00	.00	.00	10.00	.00	10.00
285.0000.9701.098.798.536 PMS Turkey Bingo	(328.82)	.00	328.82	.00	.00	.00
285.0000.9701.098.798.537 PMS Fitness	426.02	.00	.00	426.02	.00	426.02
285.0000.9701.098.798.538 PMS Engineering	(76.51)	165.00	(23.65)	64.84	.00	64.84
285.0000.9701.098.798.685 PMS Lost or Damaged Technology	.00	.00	.00	.00	.00	.00
<b>GRAND TOTALS</b>	<b>65,564.92</b>	<b>17,783.95</b>	<b>(16,481.04)</b>	<b>66,867.83</b>	<b>(7,268.10)</b>	<b>59,599.73</b>

End of Report

## Benton County School District 17J

### Student Activities Summary Report

Fiscal Year: 2023-2024

From: 7/1/2023

To: 6/30/2024

Print Detail

Page Break by Activity

Exclude Encumbrances

Reverse Signs

Subtotal By Journal

	Range Beg. Balance	Range Revenue	Range Expenditures	Balance	Encumbrances	Available Balance
286.0000.9701.099.799.000 Begining Fund Balance Student Activities	(217.41)	.00	.00	(217.41)	.00	(217.41)
286.0000.9701.099.799.600 PHS Over/Short	149.09	.00	.00	149.09	.00	149.09
286.0000.9701.099.799.603 PHS AP Testing	.84	.00	.00	.84	.00	.84
286.0000.9701.099.799.604 PHS Art	2,699.71	1,859.53	(2,888.26)	1,670.98	(434.14)	1,236.84
286.0000.9701.099.799.605 PHS Art Club Beginning Fund Balance	432.00	880.00	.00	1,312.00	(300.00)	1,012.00
286.0000.9701.099.799.606 PHS ASB	6,238.15	13,031.68	(9,624.01)	9,645.82	(400.00)	9,245.82
286.0000.9701.099.799.607 PHS Athletic Officials	(9,701.60)	47,128.30	(38,543.39)	(1,116.69)	(151.63)	(1,268.32)
286.0000.9701.099.799.611 PHS Athletics	2,818.52	15,796.86	(10,609.19)	8,006.19	630.59	8,636.78
286.0000.9701.099.799.612 PHS AV Technology	.00	.00	.00	.00	.00	.00
286.0000.9701.099.799.613 PHS Baseball	7,328.20	12,675.00	(20,042.37)	(39.17)	959.00	919.83
286.0000.9701.099.799.616 PHS Botany	4,301.84	.00	(545.49)	3,756.35	(253.05)	3,503.30
286.0000.9701.099.799.617 PHS Boys Basketball	15,084.01	15,561.50	(9,468.82)	21,176.69	(2,401.13)	18,775.56
286.0000.9701.099.799.618 PHS Cheerleading	7,257.42	47,268.08	(35,190.87)	19,334.63	10,761.62	30,096.25
286.0000.9701.099.799.619 PHS Cinematic Art Club	443.86	.00	.00	443.86	.00	443.86
286.0000.9701.099.799.620 PHS Community Service Club-G. Lake	455.06	.00	.00	455.06	.00	455.06
286.0000.9701.099.799.621 PHS Cross Country	7,356.17	4,868.37	(4,027.92)	8,196.62	(346.52)	7,850.10
286.0000.9701.099.799.622 PHS Dance Team	6,508.60	15,495.41	(13,035.95)	8,968.06	1,749.33	10,717.39
286.0000.9701.099.799.625 PHS Donation	693.01	.00	.00	693.01	.00	693.01
286.0000.9701.099.799.627 PHS Driver Education	.00	10,400.00	.00	10,400.00	.00	10,400.00
286.0000.9701.099.799.633 PHS Robotics Fund Balance	16,422.83	16,832.24	(16,876.61)	16,378.46	(1,011.50)	15,366.96
286.0000.9701.099.799.634 Robotics PHRED FLL Fund Balance	.00	1,000.00	(300.00)	700.00	.00	700.00

## Benton County School District 17J

### Student Activities Summary Report

Fiscal Year: 2023-2024

From: 7/1/2023

To: 6/30/2024

Print Detail

Page Break by Activity

Exclude Encumbrances

Reverse Signs

Subtotal By Journal

	Range Beg. Balance	Range Revenue	Range Expenditures	Balance	Encumbrances	Available Balance
286.0000.9701.099.799.635 PHS Foods	3,468.39	2,065.00	(1,401.18)	4,132.21	.00	4,132.21
286.0000.9701.099.799.636 PHS Football	5,960.37	14,815.00	(6,645.98)	14,129.39	(4,099.99)	10,029.40
286.0000.9701.099.799.637 PHS Forestry	9,868.91	1,013.00	(2,015.38)	8,866.53	(206.95)	8,659.58
286.0000.9701.099.799.638 PHS GED	8.17	.00	.00	8.17	.00	8.17
286.0000.9701.099.799.639 PHS German Class	353.54	.00	.00	353.54	.00	353.54
286.0000.9701.099.799.640 PHS Girls Basketball	13,113.98	9,826.50	(9,315.55)	13,624.93	(3,408.75)	10,216.18
286.0000.9701.099.799.641 PHS Health Occ/Anatomy	(.53)	580.00	(144.53)	434.94	.00	434.94
286.0000.9701.099.799.642 PHS Green Team	159.83	.00	.00	159.83	.00	159.83
286.0000.9701.099.799.643 PHS Racial Equity Club	7.00	.00	(7.00)	.00	.00	.00
286.0000.9701.099.799.644 PHS Life Skills	3,510.48	300.00	(339.85)	3,470.63	(430.05)	3,040.58
286.0000.9701.099.799.645 PHS Library	(16.13)	.00	.00	(16.13)	.00	(16.13)
286.0000.9701.099.799.646 PHS Lifeguard	.00	140.00	.00	140.00	.00	140.00
286.0000.9701.099.799.647 PHS Link Crew	1,187.99	160.00	(1,132.45)	215.54	.00	215.54
286.0000.9701.099.799.649 PHS Manufacturing Technology	7,550.87	2,070.00	(2,879.96)	6,740.91	(4,000.00)	2,740.91
286.0000.9701.099.799.652 PHS Misc Books	5.78	50.00	.00	55.78	.00	55.78
286.0000.9701.099.799.653 PHS Music Band	1,685.95	728.50	(1,168.07)	1,246.38	.00	1,246.38
286.0000.9701.099.799.654 PHS Music Choir	.00	319.00	.00	319.00	.00	319.00
286.0000.9701.099.799.655 PHS Music Tour	9,694.61	1,300.00	.00	10,994.61	.00	10,994.61
286.0000.9701.099.799.656 PHS National Honor Society	1,642.73	828.89	(910.00)	1,561.62	.00	1,561.62
286.0000.9701.099.799.657 PHS OWC Athletics Account	5,972.64	8,290.81	(10,054.38)	4,209.07	(360.00)	3,849.07
286.0000.9701.099.799.658 PHS OWC Activities Account	.00	2,500.00	(1,334.59)	1,165.41	(1,357.45)	(192.04)

## Benton County School District 17J

### Student Activities Summary Report

Fiscal Year: 2023-2024

From: 7/1/2023

To: 6/30/2024

Print Detail

Page Break by Activity

Exclude Encumbrances

Reverse Signs

Subtotal By Journal

	Range Beg. Balance	Range Revenue	Range Expenditures	Balance	Encumbrances	Available Balance
286.0000.9701.099.799.659 PHS Parking/Student Safety	697.43	1,070.00	(324.00)	1,443.43	.00	1,443.43
286.0000.9701.099.799.660 PHS PE Fees	294.59	.00	(63.99)	230.60	.00	230.60
286.0000.9701.099.799.661 PHS Peer Counseling	195.74	.00	.00	195.74	.00	195.74
286.0000.9701.099.799.664 PHS PHS Pay to Play	1,847.50	22,826.00	(11,017.50)	13,656.00	.00	13,656.00
286.0000.9701.099.799.665 PHS Preschool	1,853.93	2,900.00	(3,459.58)	1,294.35	.00	1,294.35
286.0000.9701.099.799.666 PHS Prom	4,816.66	2,196.29	(4,817.00)	2,195.95	(1,327.05)	868.90
286.0000.9701.099.799.667 PHS PSAT Fee Collections	.00	.00	.00	.00	.00	.00
286.0000.9701.099.799.670 PHS Scholarship	200.77	.00	.00	200.77	.00	200.77
286.0000.9701.099.799.672 PHS Scholarship - Steve Moos-BES fundraiser	.00	.00	.00	.00	.00	.00
286.0000.9701.099.799.674 PHS School Enhancement	8,346.45	1,936.07	(167.69)	10,114.83	.00	10,114.83
286.0000.9701.099.799.675 PHS School of Business	2,449.64	.00	(574.21)	1,875.43	.00	1,875.43
286.0000.9701.099.799.676 PHS Science	.00	20.00	(20.00)	.00	.00	.00
286.0000.9701.099.799.678 PHS Soccer Boys	991.11	4,105.00	(84.75)	5,011.36	.00	5,011.36
286.0000.9701.099.799.679 PHS Soccer Girls	827.29	3,088.76	(2,564.96)	1,351.09	.00	1,351.09
286.0000.9701.099.799.680 PHS Softball	8,266.01	230.00	(2,482.64)	6,013.37	(4,129.18)	1,884.19
286.0000.9701.099.799.681 PHS Spanish Class	1,531.61	.00	.00	1,531.61	.00	1,531.61
286.0000.9701.099.799.682 PHS Youth Transition Program	997.88	487.39	(52.75)	1,432.52	.00	1,432.52
286.0000.9701.099.799.684 PHS Student Body Fee	250.00	13,370.00	(12,855.00)	765.00	.00	765.00
286.0000.9701.099.799.685 PHS Lost or Damaged Technology	.00	200.00	.00	200.00	.00	200.00
286.0000.9701.099.799.686 PHS Swim Team	267.86	2,155.00	(1,447.58)	975.28	(281.80)	693.48
286.0000.9701.099.799.687 PHS Boys Tennis	6,514.44	1,175.00	(3,312.59)	4,376.85	(588.98)	3,787.87
286.0000.9701.099.799.688 PHS Girls Tennis	.00	1,089.00	3,201.85	4,290.85	(798.67)	3,492.18

## Benton County School District 17J

### Student Activities Summary Report

Fiscal Year: 2023-2024

From: 7/1/2023

To: 6/30/2024

Print Detail

Page Break by Activity

Exclude Encumbrances

Reverse Signs

Subtotal By Journal

	Range Beg. Balance	Range Revenue	Range Expenditures	Balance	Encumbrances	Available Balance
286.0000.9701.099.799.689 PHS Theatre	5,518.04	2,844.81	(4,067.80)	4,295.05	.00	4,295.05
286.0000.9701.099.799.690 PHS Track	1,858.05	4,290.00	(775.00)	5,373.05	(539.00)	4,834.05
286.0000.9701.099.799.693 PHS Volleyball	6,513.65	15,814.51	(10,493.71)	11,834.45	(1,180.00)	10,654.45
286.0000.9701.099.799.695 PHS Warrior Wellness	3,212.68	.00	(752.93)	2,459.75	(150.00)	2,309.75
286.0000.9701.099.799.696 PHS Wrestling	(516.25)	13,101.09	(10,845.78)	1,739.06	(650.00)	1,089.06
286.0000.9701.099.799.697 PHS Yearbook	15,647.03	12,805.00	(17,144.28)	11,307.75	(12,000.00)	(692.25)
286.0000.9701.099.799.698 PHS Lagestee PTP Waiver Scholarship	6,699.33	.00	(250.00)	6,449.33	.00	6,449.33
286.0000.9701.099.799.705 HS Student Transcript Fees	45.11	.00	(35.87)	9.24	.00	9.24
286.0000.9701.099.799.708 Pool Timing System Fundraiser	.00	.00	.00	.00	.00	.00
<b>GRAND TOTALS</b>	211,771.43	353,487.59	(282,909.56)	282,349.46	(26,705.30)	255,644.16

End of Report

**2023 / 2024 SCHOOL YEAR**  
**ENROLLMENT FIGURES as of: March 21, 2024**

District	CPS	PES	BL	PMS	PHS	Academy	Part Time	KVCS	Part Time
Kindergarten	123	93		7		0	2		21
1st	113	<u>86</u>		7		1	1		18
2nd	116		91	6		0	1		18
3rd	124		96	10		1			17
4th	108		86	<u>5</u>		1	1		15
5th	122		<u>103</u>			2			17
6th	144				120	4			20
7th	130				113	1	2		14
8th	132				<u>112</u>	5	0		15
9th	135					105	15	0	15
10th	163					127	24		12
11th	157					120	25	0	12
12th	130					<u>105</u>	<u>19</u>	<u>0</u>	6
Totals		<u>179</u>	<u>376</u>	<u>35</u>	<u>345</u>	<u>457</u>	<u>98</u>	<u>7</u>	<u>200</u>

TOTAL FULL-TIME ENROLLMENT - All Schools 1,690

**Philomath School District 17J - 2023-2024 School Year -- Summary of Enrollment**

School	09/23	10/19	11/16	12/13	01/18	02/29	03/21	04/18	05/16	06/20
CPS	178	178	183	179	180	179	179	0	0	0
PES	367	367	364	367	370	374	376	0	0	0
BL	35	35	35	35	35	35	35	0	0	0
PMS	344	343	343	352	343	345	345	0	0	0
PHS	476	482	461	448	450	460	457	0	0	0
Academy	71	80	87	85	93	90	98	0	0	0
KVCS	203	202	203	208	205	202	200	0	0	0
SubTotal	1,674	1,687	1,676	1,674	1,676	1,685	1,690	0	0	0
Part-time students	0	1	4	0	0	6	7	0	0	0
Total Enrollment	1,674	1,688	1,680	1,674	1,676	1,691	1,697	0	0	0

**Philomath School District 17J - 2022-2023 School Year -- Summary of Enrollment**

School	09/15	10/20	11/17	12/12	01/19	02/16	03/14	04/20	05/18	06/15
CPS	169	167	167	167	165	165	166	167	166	165
PES	348	350	350	350	349	352	352	353	355	353
BL	28	27	27	27	29	30	31	31	33	33
PMS	331	330	332	329	329	333	334	328	331	327
PHS	471	458	456	448	431	444	443	410	413	411
Academy	57	69	70	74	82	82	81	83	84	88
KVCS	209	204	206	199	197	194	191	185	181	182
SubTotal	1,613	1,605	1,608	1,594	1,582	1,600	1,598	1,557	1,563	1,559
Part-time students	7	10	11	9	15	5	5	27	27	21
Total Enrollment	1,620	1,615	1,617	1,603	1,597	1,605	1,603	1,584	1,590	1,580