



## LCFF Budget Overview for Parents

Local Educational Agency (LEA) Name: Santa Paula Unified School District

CDS Code: 56-76828

School Year: 2023-24

LEA contact information:

David Moore, Ed.D.

Assistant Superintendent of Educational Services

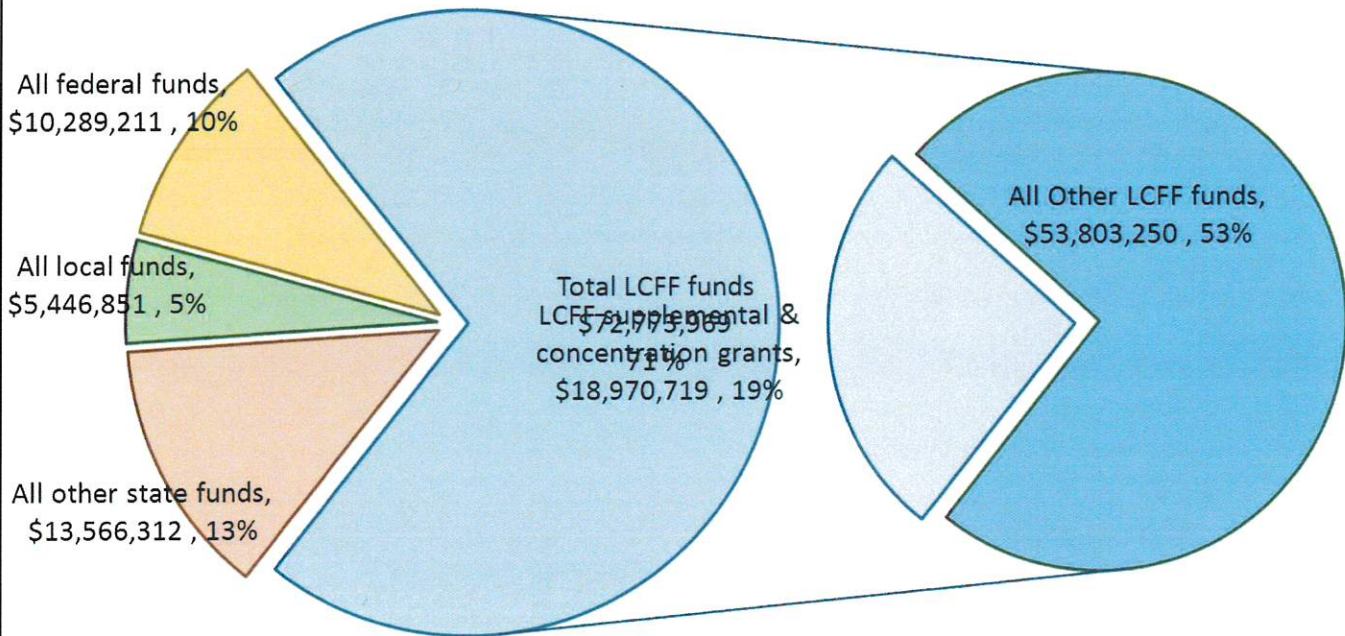
[dmoore@santapaulausd.org](mailto:dmoore@santapaulausd.org)

805-933-8819

School districts receive funding from different sources: state funds under the Local Control Funding Formula (LCFF), other state funds, local funds, and federal funds. LCFF funds include a base level of funding for all LEAs and extra funding - called "supplemental and concentration" grants - to LEAs based on the enrollment of high needs students (foster youth, English learners, and low-income students).

# Budget Overview for the 2023-24 School Year

## Projected Revenue by Fund Source

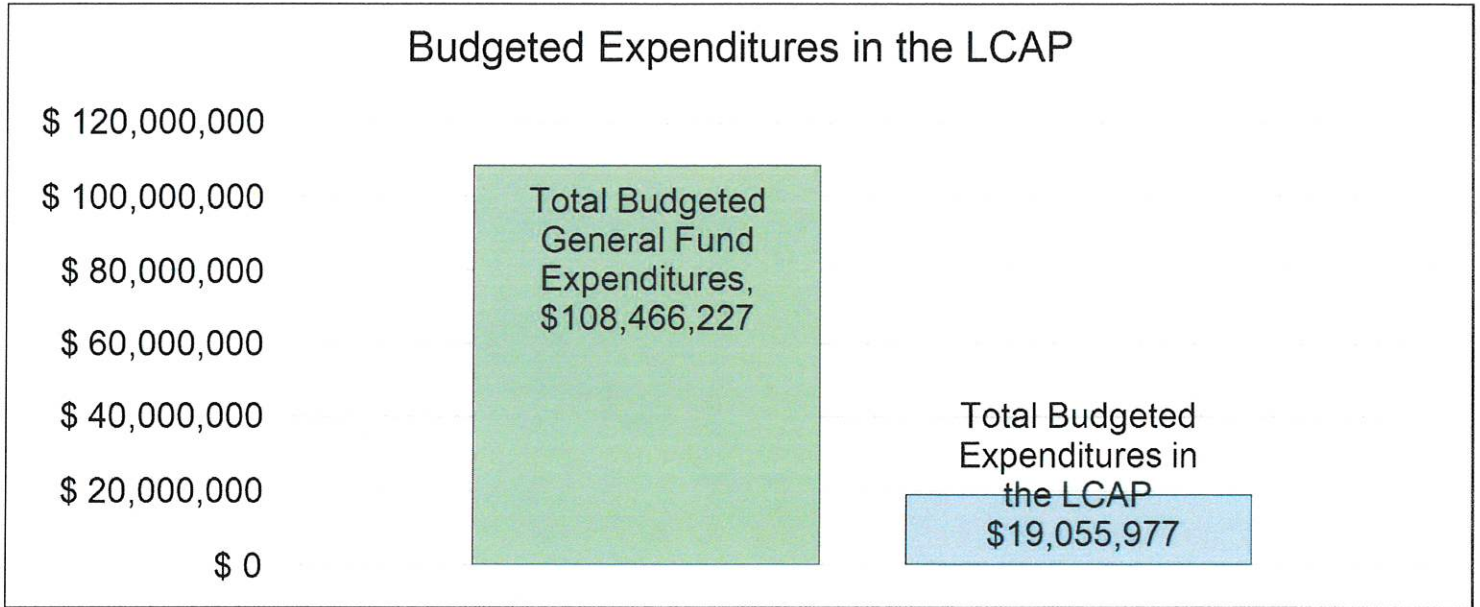


This chart shows the total general purpose revenue Santa Paula Unified School District expects to receive in the coming year from all sources.

The text description for the above chart is as follows: The total revenue projected for Santa Paula Unified School District is \$101,636,343, of which \$72,773,969 is Local Control Funding Formula (LCFF), \$13,566,312 is other state funds, \$5,446,851 is local funds, and \$10,289,211 is federal funds. Of the \$72,773,969 in LCFF Funds, \$18,970,719 is generated based on the enrollment of high needs students (foster youth, English learner, and low-income students).

# LCFF Budget Overview for Parents

The LCFF gives school districts more flexibility in deciding how to use state funds. In exchange, school districts must work with parents, educators, students, and the community to develop a Local Control and Accountability Plan (LCAP) that shows how they will use these funds to serve students.



This chart provides a quick summary of how much Santa Paula Unified School District plans to spend for 2023-24. It shows how much of the total is tied to planned actions and services in the LCAP.

The text description of the above chart is as follows: Santa Paula Unified School District plans to spend \$108,466,227 for the 2023-24 school year. Of that amount, \$19,055,976.76 is tied to actions/services in the LCAP and \$89,410,251 is not included in the LCAP. The budgeted expenditures that are not included in the LCAP will be used for the following:

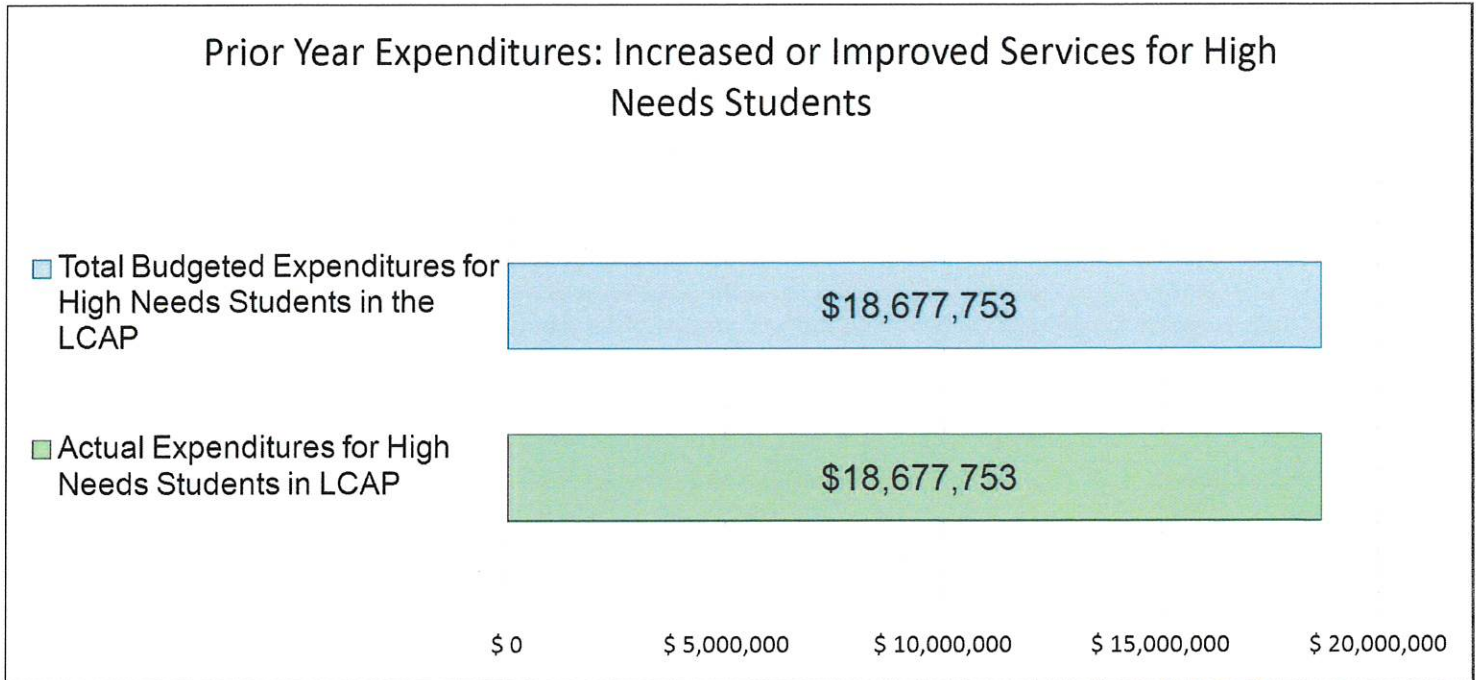
Salaries and benefits of staff who provide the base level service for all students. Standard supplies, contractual expenses, utilities, Special Education expenditures, and any other cost not related directly to increased services provided within the LCAP Goals/Actions.

## Increased or Improved Services for High Needs Students in the LCAP for the 2023-24 School Year

In 2023-24, Santa Paula Unified School District is projecting it will receive \$18,970,719 based on the enrollment of foster youth, English learner, and low-income students. Santa Paula Unified School District must describe how it intends to increase or improve services for high needs students in the LCAP. Santa Paula Unified School District plans to spend \$19,055,976.76 towards meeting this requirement, as described in the LCAP.

## LCFF Budget Overview for Parents

### Update on Increased or Improved Services for High Needs Students in 2022-23



This chart compares what Santa Paula Unified School District budgeted last year in the LCAP for actions and services that contribute to increasing or improving services for high needs students with what Santa Paula Unified School District estimates it has spent on actions and services that contribute to increasing or improving services for high needs students in the current year.

The text description of the above chart is as follows: In 2022-23, Santa Paula Unified School District's LCAP budgeted \$18,677,753 for planned actions to increase or improve services for high needs students. Santa Paula Unified School District actually spent \$18,677,753 for actions to increase or improve services for high needs students in 2022-23.