

LEA Name : Conewago Valley SD
Address : 130 Berlin Rd
New Oxford , PA 17350


County : Adams
AUN Number : 112011603
LEA Type : SD

Annual Financial Report
Accuracy Certification Statement
For Fiscal Year Ending
6/30/2023

Pennsylvania Department of Education
&
Office of Comptroller Operations

PDE-2056: Intermediate Unit
PDE-2057: School District, AVTS/CTC, Charter School,
and Special Program Jointure

CERTIFICATION: By signing this page I agree that the electronic data submitted is a complete and accurate statement of the financial operations and status of the local education agency for the fiscal year. It has been prepared in accordance with generally accepted accounting principles and established Commonwealth of PA reporting guidelines.



Chief School Administrator Signature



Board Secretary Signature

11/20/2023

Date

11/17/23

Date

Lori A Duncan

Contact Person

duncanl@cvccolonials.org

Contact Person E-mail Address

(717)624-2157

Contact Person Telephone Number

(717)624-5020

Contact Person Fax Number

Ext :1012

Audit Certification

Annual Financial Report:

For Fiscal Year Ending 6/30/2023

(Pursuant to PA School Code Section 218(b))

LEA Name : Conewago Valley SD

AUN Number : 112011603


County : Adams

Audit Certification Due:
12/31/2023

This certification is applicable to the Annual Financial Report data submitted through the Consolidated Financial Reporting System (CFRS).

CERTIFICATION: By signing this page I agree that the financial statements of the school have been properly audited as noted above pursuant to Article XXIV, and in the auditor's professional opinion, the Annual Financial Report (PDE-2057) submitted through CFRS is materially consistent with the audited financial statements.

Chief School Administrator




Signature

11-20-2023

Date

Board Secretary



Signature

11/17/23

Date

Lori A Duncan

Contact Person

(717)624-2157

Contact Person Telephone Number

Ext :1012

duncanl@cvcolonials.org

Contact Person E-mail Address

(717)624-5020

Contact Person Fax Number

<u>Val Number</u>	<u>Description</u>	<u>Justification</u>
50278	<p>SOIN: Current Year AFR amount must equal Prior Year AFR amount. Note: If the variance is due to a Subscription-Based IT Arrangement (SBITA) existing prior to GASB 96 implementation that is now being included on the SOIN as Leases & Other Right-to-Use Arrangements "Amount at FY Start", please note this within the justification.</p> <p>SOIN, Beg Bal, Govt Funds Leases & Other Right to Use Arrangements: \$991,722.00 PY Ending Bal, Govt Funds Leases & Other Right to Use Arrangements: \$912,459.00</p>	<p>The variance of \$79,263 is due to a subscription-based IT arrangement existing prior to GASB 96</p>
50378	<p>CESE: An amount has been reported on Line 1 of the CESE for special education instruction however no amount has been reported on Line 2 of the CESE for special education support services. Please correct or provide a justification.</p>	<p>All expenses for special education are coded in the 1000 function area</p>

LEA : 112011603 Conewago Valley SD

Printed 11/27/2023 1:04:00 PM

Amounts Expressed in Whole Dollars		<u>General Fund</u> <u>(10)</u>	<u>Student Sponsored</u> <u>Activity Fund</u> <u>(21)</u>	<u>Public Purpose Trust</u> <u>(27)</u>	<u>Other Compt Approved</u> <u>(28)</u>	<u>Athletic / Activity</u> <u>(29)</u>
Assets And Deferred Outflows Of Resources						
Assets						
0100	Cash and Cash Equivalents	13,919,479				
0110	Investments					
0120	Taxes Receivable	929,390				
0130	Due From Other Funds	4				
0141	Due From Other Governments	3,579,662				
0142	State Revenue Receivable					
0143	Federal Revenue Receivable					
0145	Other Intergovernmental Revenue Receivable					
0146	Due from Primary Government					
0147	Due from Component Unit					
0150	Other Receivables	204,987				
0170	Inventories					
0180	Prepaid Expenses (Expenditures)					
0190	Other Current Assets					
Total Assets		\$18,633,522				
0910	Deferred Outflows of Resources					
Total Assets And Deferred Outflows Of Resources		\$18,633,522				

LEA : 112011603 Conewago Valley SD

Printed 11/27/2023 1:04:00 PM

Amounts Expressed in Whole Dollars		<u>Capital Reserve (690.</u> <u>1850)</u> <u>(31)</u>	<u>Capital Reserve (1431)</u> <u>(32)</u>	<u>Other Capital Projects</u> <u>Fund</u> <u>(39)</u>	<u>Debt Service</u> <u>(40)</u>	<u>Permanent</u> <u>(90)</u>
Assets And Deferred Outflows Of Resources						
Assets						
0100	Cash and Cash Equivalents		938,128	1,310,104		
0110	Investments					
0120	Taxes Receivable					
0130	Due From Other Funds		1,000,000			
0141	Due From Other Governments					
0142	State Revenue Receivable					
0143	Federal Revenue Receivable					
0145	Other Intergovernmental Revenue Receivable					
0146	Due from Primary Government					
0147	Due from Component Unit					
0150	Other Receivables					
0170	Inventories					
0180	Prepaid Expenses (Expenditures)					
0190	Other Current Assets					
Total Assets			\$1,938,128	\$1,310,104		
0910	Deferred Outflows of Resources					
Total Assets And Deferred Outflows Of Resources			\$1,938,128	\$1,310,104		

LEA : 112011603 Conewago Valley SD

Printed 11/27/2023 1:04:00 PM

Amounts Expressed in Whole Dollars		<u>Total Governmental</u>
		<u>Funds</u>
Assets And Deferred Outflows Of Resources		
Assets		
0100 Cash and Cash Equivalents	16,167,711	
0110 Investments		
0120 Taxes Receivable	929,390	
0130 Due From Other Funds	1,000,004	
0141 Due From Other Governments	3,579,662	
0142 State Revenue Receivable		
0143 Federal Revenue Receivable		
0145 Other Intergovernmental Revenue Receivable		
0146 Due from Primary Government		
0147 Due from Component Unit		
0150 Other Receivables	204,987	
0170 Inventories		
0180 Prepaid Expenses (Expenditures)		
0190 Other Current Assets		
Total Assets	\$21,881,754	
0910 Deferred Outflows of Resources		
Total Assets And Deferred Outflows Of Resources	\$21,881,754	

LEA : 112011603 Conewago Valley SD

Printed 11/27/2023 1:04:00 PM

Amounts Expressed in Whole Dollars	<u>General Fund</u> <u>(10)</u>	<u>Student Sponsored</u> <u>Activity Fund</u> <u>(21)</u>	<u>Public Purpose Trust</u> <u>(27)</u>	<u>Other Compt Approved</u> <u>(28)</u>	<u>Athletic / Activity</u> <u>(29)</u>
Liabilities And Deferred Inflows Of Resources And Fund Balances					
Liabilities					
0400 Due to Other Funds	1,151,028				
0411 Due to Other Governments					
0412 Due to Primary Government					
0413 Due to Component Unit					
0420 Accounts Payable	409,770				
0430 Contracts Payable					
0440 Current Portion of Long-Term Debt					
0450 Short-Term Payables					
0461 Accrued Salaries and Benefits	3,482,743				
0462 Payroll Deductions and Withholding	2,969,862				
0480 Unearned Revenues	1,145,695				
0490 Other Current Liabilities	1,110,913				
Total Liabilities	\$10,270,011				
0950 Deferred Inflows of Resources					
Fund Balances					
0810 Nonspendable Fund Balance					
0820 Restricted Fund Balance					
0830 Committed Fund Balance					
0840 Assigned Fund Balance					
0850 Unassigned Fund Balance	8,363,511				
Total Fund Balances	\$8,363,511				
Total Liabilities, Deferred Inflows Of Resources And Fund Balances	\$18,633,522				

LEA : 112011603 Conewago Valley SD

Printed 11/27/2023 1:04:00 PM

Amounts Expressed in Whole Dollars		<u>Capital Reserve (690.</u> <u>1850)</u> <u>(31)</u>	<u>Capital Reserve (1431)</u> <u>(32)</u>	<u>Other Capital Projects</u> <u>Fund</u> <u>(39)</u>	<u>Debt Service</u> <u>(40)</u>	<u>Permanent</u> <u>(90)</u>
Liabilities And Deferred Inflows Of Resources And Fund Balances						
Liabilities						
0400	Due to Other Funds					
0411	Due to Other Governments					
0412	Due to Primary Government					
0413	Due to Component Unit					
0420	Accounts Payable		70,400	222,299		
0430	Contracts Payable					
0440	Current Portion of Long-Term Debt					
0450	Short-Term Payables					
0461	Accrued Salaries and Benefits					
0462	Payroll Deductions and Withholding					
0480	Unearned Revenues					
0490	Other Current Liabilities					
Total Liabilities			\$70,400	\$222,299		
0950	Deferred Inflows of Resources					
Fund Balances						
0810	Nonspendable Fund Balance					
0820	Restricted Fund Balance					
0830	Committed Fund Balance					
0840	Assigned Fund Balance		1,867,728	1,087,805		
0850	Unassigned Fund Balance					
Total Fund Balances			\$1,867,728	\$1,087,805		
Total Liabilities, Deferred Inflows Of Resources And Fund Balances			\$1,938,128	\$1,310,104		

LEA : 112011603 Conewago Valley SD

Printed 11/27/2023 1:04:00 PM

Amounts Expressed in Whole Dollars		<u>Total Governmental</u> <u>Funds</u>
Liabilities And Deferred Inflows Of Resources And Fund Balances		
Liabilities		
0400 Due to Other Funds		1,151,028
0411 Due to Other Governments		
0412 Due to Primary Government		
0413 Due to Component Unit		
0420 Accounts Payable		702,469
0430 Contracts Payable		
0440 Current Portion of Long-Term Debt		
0450 Short-Term Payables		
0461 Accrued Salaries and Benefits		3,482,743
0462 Payroll Deductions and Withholding		2,969,862
0480 Unearned Revenues		1,145,695
0490 Other Current Liabilities		1,110,913
Total Liabilities		\$10,562,710
0950 Deferred Inflows of Resources		
Fund Balances		
0810 Nonspendable Fund Balance		
0820 Restricted Fund Balance		
0830 Committed Fund Balance		
0840 Assigned Fund Balance		2,955,533
0850 Unassigned Fund Balance		8,363,511
Total Fund Balances		\$11,319,044
Total Liabilities, Deferred Inflows Of Resources And Fund Balances		\$21,881,754

Amounts Expressed in Whole Dollars	<u>General Fund</u> <u>(10)</u>	<u>Student Sponsored</u> <u>Activity Fund</u> <u>(21)</u>	<u>Public Purpose Trust</u> <u>(27)</u>	<u>Other Compt Approved</u> <u>(28)</u>	<u>Athletic / Activity</u> <u>(29)</u>
Revenues					
6000 Revenue from Local Sources	45,991,265				
7000 Revenue from State Sources	25,047,522				
8000 Revenue from Federal Sources	2,890,344				
Total Revenues	\$73,929,131				
Expenditures					
1000 Instruction	49,557,532				
2000 Support Services	17,350,031				
3000 Operation of Non-Instructional Services	1,065,919				
4000 Facilities Acquisition, Construction and Improvement Services					
5110 Debt Service	4,012,905				
5130 Refund of Prior Year Revenues / Receipts					
5140 Leases and Other Right-to-Use Arrangements	552,133				
Total Expenditures	\$72,538,520				
Excess (Deficiency) Of Revenues Over Expenditures	\$1,390,611				
Other Financing Sources (Uses)					
9110 Face Value of Bonds Issued					
9120 Proceeds from Refunding of Bonds					
9130 Bond Premiums					
9200 Proceeds from Extended Term Financing, Leases, and Other Right-to-Use Arrangements					
9300 Interfund Transfers - IN					
9400 Sale of or Compensation for Loss of Fixed Assets					
9710 Transfers from Component Units					
9720 Transfers from Primary Governments					
9910 Other Financing Sources Not Listed in the 9000 Series					
9990 Insurance Recoveries					
5120 Debt Service – Refunded Bonds					
5150 Bond Discounts					
5200 Interfund Transfers – Out	1,000,000				
5300 Transfers Out to Component Units/Primary Governments					
Total Other Financing Sources (Uses)	(\$1,000,000)				

Amounts Expressed in Whole Dollars		<u>Capital Reserve (690.1850)</u> <u>(31)</u>	<u>Capital Reserve (1431)</u> <u>(32)</u>	<u>Other Capital Projects</u> <u>Fund</u> <u>(39)</u>	<u>Debt Service</u> <u>(40)</u>	<u>Permanent</u> <u>(90)</u>
Revenues						
6000	Revenue from Local Sources		32,536	49,468		
7000	Revenue from State Sources					
8000	Revenue from Federal Sources					
Total Revenues			\$32,536	\$49,468		
Expenditures						
1000	Instruction					
2000	Support Services					
3000	Operation of Non-Instructional Services					
4000	Facilities Acquisition, Construction and Improvement Services		242,806	1,087,569		
5110	Debt Service					
5130	Refund of Prior Year Revenues / Receipts					
5140	Leases and Other Right-to-Use Arrangements					
Total Expenditures			\$242,806	\$1,087,569		
Excess (Deficiency) Of Revenues Over Expenditures			(\$210,270)	(\$1,038,101)		
Other Financing Sources (Uses)						
9110	Face Value of Bonds Issued					
9120	Proceeds from Refunding of Bonds					
9130	Bond Premiums					
9200	Proceeds from Extended Term Financing, Leases, and Other Right-to-Use Arrangements					
9300	Interfund Transfers - IN		1,000,000			
9400	Sale of or Compensation for Loss of Fixed Assets					
9710	Transfers from Component Units					
9720	Transfers from Primary Governments					
9910	Other Financing Sources Not Listed in the 9000 Series					
9990	Insurance Recoveries					
5120	Debt Service – Refunded Bonds					
5150	Bond Discounts					
5200	Interfund Transfers – Out					
5300	Transfers Out to Component Units/Primary Governments					
Total Other Financing Sources (Uses)			\$1,000,000			

Amounts Expressed in Whole Dollars		<u>Total Governmental Funds</u>
Revenues		
6000	Revenue from Local Sources	46,073,269
7000	Revenue from State Sources	25,047,522
8000	Revenue from Federal Sources	2,890,344
Total Revenues		\$74,011,135
Expenditures		
1000	Instruction	49,557,532
2000	Support Services	17,350,031
3000	Operation of Non-Instructional Services	1,065,919
4000	Facilities Acquisition, Construction and Improvement Services	1,330,375
5110	Debt Service	4,012,905
5130	Refund of Prior Year Revenues / Receipts	
5140	Leases and Other Right-to-Use Arrangements	552,133
Total Expenditures		\$73,868,895
Excess (Deficiency) Of Revenues Over Expenditures		\$142,240
Other Financing Sources (Uses)		
9110	Face Value of Bonds Issued	
9120	Proceeds from Refunding of Bonds	
9130	Bond Premiums	
9200	Proceeds from Extended Term Financing, Leases, and Other Right-to-Use Arrangements	
9300	Interfund Transfers - IN	1,000,000
9400	Sale of or Compensation for Loss of Fixed Assets	
9710	Transfers from Component Units	
9720	Transfers from Primary Governments	
9910	Other Financing Sources Not Listed in the 9000 Series	
9990	Insurance Recoveries	
5120	Debt Service – Refunded Bonds	
5150	Bond Discounts	
5200	Interfund Transfers – Out	1,000,000
5300	Transfers Out to Component Units/Primary Governments	
Total Other Financing Sources (Uses)		\$0

Amounts Expressed in Whole Dollars		<u>General Fund</u> <u>(10)</u>	<u>Student Sponsored</u> <u>Activity Fund</u> <u>(21)</u>	<u>Public Purpose Trust</u> <u>(27)</u>	<u>Other Compt Approved</u> <u>(28)</u>	<u>Athletic / Activity</u> <u>(29)</u>
Special And Extraordinary Items						
9920	Special Items – Gains					
9930	Extraordinary Items – Gains					
5520	Special Items – Losses					
5530	Extraordinary Items – Losses					
Net Change In Fund Balances		\$390,611				
Fund Balance						
0001	Fund Balance - Beginning of Fiscal Year	7,972,899				
Fund Balance - End Of Year		\$8,363,510				

Amounts Expressed in Whole Dollars		<u>Capital Reserve (690.</u> <u>1850)</u> <u>(31)</u>	<u>Capital Reserve (1431)</u> <u>(32)</u>	<u>Other Capital Projects</u> <u>Fund</u> <u>(39)</u>	<u>Debt Service</u> <u>(40)</u>	<u>Permanent</u> <u>(90)</u>
Special And Extraordinary Items						
9920	Special Items – Gains					
9930	Extraordinary Items – Gains					
5520	Special Items – Losses					
5530	Extraordinary Items – Losses					
Net Change In Fund Balances			\$789,730	(\$1,038,101)		
Fund Balance						
0001	Fund Balance - Beginning of Fiscal Year		1,077,998	2,125,906		
Fund Balance - End Of Year			\$1,867,728	\$1,087,805		

Amounts Expressed in Whole Dollars		<u>Total Governmental</u> <u>Funds</u>
Special And Extraordinary Items		
9920	Special Items – Gains	
9930	Extraordinary Items – Gains	
5520	Special Items – Losses	
5530	Extraordinary Items – Losses	
Net Change In Fund Balances		\$142,240
Fund Balance		
0001	Fund Balance - Beginning of Fiscal Year	11,176,803
Fund Balance - End Of Year		\$11,319,043

LEA : 112011603 Conewago Valley SD

Printed 11/27/2023 1:04:10 PM

Amounts Expressed in Whole Dollars		<u>Food Service</u> <u>(51)</u>	<u>Child Care</u> <u>Operations</u> <u>(52)</u>	<u>Other Enterprise</u> <u>(58)</u>	<u>TOTAL</u>	<u>Internal Service</u> <u>(60)</u>
Assets And Deferred Outflows Of Resources						
Current Assets						
0100	Cash and Cash Equivalents	1,842,613			1,842,613	
0110	Investments					
0130	Due From Other Funds	151,028			151,028	
0141	Due From Other Governments					
0142	State Revenue Receivable					
0143	Federal Revenue Receivable					
0146	Due from Primary Government					
0147	Due from Component Unit					
0150	Other Receivables	314			314	
0170	Inventories	53,768			53,768	
0180	Prepaid Expenses (Expenditures)					
0190	Other Current Assets					
Total Current Assets		\$2,047,723			\$2,047,723	
Noncurrent Assets						
0211	Land					
0212	Site Improvements (Net)					
0220	Buildings and Building Improvements (Net)					
0230	Tangible Property and Intangible Right-To-Use Assets (Net)	277,751			277,751	
0250	Construction in Progress					
0260	Long Term Prepayments					
0290	Other Noncurrent Assets					
Total Noncurrent Assets		\$277,751			\$277,751	
0910	Deferred Outflows of Resources					
Total Assets And Deferred Outflows Of Resources		\$2,325,474			\$2,325,474	

Amounts Expressed in Whole Dollars	<u>Food Service</u> <u>(51)</u>	<u>Child Care</u> <u>Operations</u> <u>(52)</u>	<u>Other Enterprise</u> <u>(58)</u>	<u>TOTAL</u>	<u>Internal Service</u> <u>(60)</u>
Liabilities And Deferred Inflows Of Resources And Net Position					
Current Liabilities					
0400 Due to Other Funds	4			4	
0411 Due to Other Governments					
0413 Due to Component Unit					
0420 Accounts Payable	2,646			2,646	
0430 Contracts Payable					
0440 Current Portion of Long-Term Debt					
0450 Short-Term Payables					
0461 Accrued Salaries and Benefits	124			124	
0462 Payroll Deductions and Withholding					
0480 Unearned Revenues	51,678			51,678	
0490 Other Current Liabilities					
Total Current Liabilities	\$54,452			\$54,452	
Noncurrent Liabilities					
0510 Bonds Payable					
0520 Extended-Term Financing Agreements Payable					
0530 Lease and Other Right-To-Use Obligations					
0540 Accumulated Compensated Absences	30,859			30,859	
0550 Authority Lease Obligations					
0560 Other Post-Employment Benefits (OPEB)					
0570 Net Pension Liability					
0599 Other Noncurrent Liabilities					
Total Noncurrent Liabilities	\$30,859			\$30,859	
Total Liabilities	\$85,311			\$85,311	
0950 Deferred Inflows of Resources					
Net Position					
0791 Net Investment in Capital Assets					
0008 Restricted Net Position (0792 – 0798)					
0799 Unrestricted Net Position	2,240,163			2,240,163	
Total Net Position	\$2,240,163			\$2,240,163	
Total Liabilities And Deferred Inflows Of Resources And Net Position	\$2,325,474			\$2,325,474	

Amounts Expressed in Whole Dollars		<u>Food Service</u> <u>(51)</u>	<u>Child Care Operations</u> <u>(52)</u>	<u>Other Enterprise</u> <u>(58)</u>	<u>TOTAL</u>	<u>Internal Service</u> <u>(60)</u>
Operating Revenues						
6600	Food Service Revenue	724,074			724,074	
0071	Charges for Services					
0072	Other Operating Revenue					
Total Operating Revenues		\$724,074			\$724,074	
Operating Expenses						
100	Personnel Services – Salaries	711,074			711,074	
200	Personnel Services – Employee Benefits	435,788			435,788	
300	Purchased Professional and Technical Services	411			411	
400	Purchased Property Services	17,304			17,304	
500	Other Purchased Services	148			148	
600	Supplies	1,064,493			1,064,493	
740	Depreciation	6,000			6,000	
770	Amortization Expense					
810	Dues and Fees					
880	Refunds of Prior Years' Receipts					
890	Miscellaneous Expenditures	21,219			21,219	
Total Operating Expenses		\$2,256,437			\$2,256,437	
Operating Income (Loss)		(\$1,532,363)			(\$1,532,363)	
Non Operating Revenues (Expenses)						
6500	Earnings on Investments	66,983			66,983	
6830	Federal Revenue from Intermediary Sources					
6920	Contributions and Donations from Private Sources					
6930	Gains or Losses on Sale of Fixed Assets					
6991	Refunds of a Prior Year Expenditure					
7000	Revenue from State Sources	329,949			329,949	
8000	Revenue from Federal Sources	1,601,077			1,601,077	
9990	Insurance Recoveries	581			581	
820	Claims and Judgments Against the LEA					
830	Interest					
TOTAL Non Operating Revenues (Expenses)		\$1,998,590			\$1,998,590	
Income (Loss) Before Contributions And Transfers		\$466,227			\$466,227	

Amounts Expressed in Whole Dollars	<u>Food Service</u> <u>(51)</u>	<u>Child Care Operations</u> <u>(52)</u>	<u>Other Enterprise</u> <u>(58)</u>	<u>TOTAL</u>	<u>Internal Service</u> <u>(60)</u>
Contributions, Transfers, and Special and Extraordinary Items					
5200 Interfund Transfers – Out					
5300 Transfers Out to Component Units/Primary Governments					
5520 Special Items – Losses					
5530 Extraordinary Items – Losses					
9300 Interfund Transfers - IN					
9500 Capital Contributions					
9700 Transfers IN From Component Units/Primary Governments					
9920 Special Items – Gains					
9930 Extraordinary Items – Gains					
Change In Net Position	\$466,227			\$466,227	
0002 Net Position - Beginning of Fiscal Year	1,773,936			1,773,936	
0003 Accounting Changes / Residual Equity Transfers					
Net Position - End Of Year	\$2,240,163			\$2,240,163	

LEA : 112011603 Conewago Valley SD

Printed 11/27/2023 1:04:20 PM

Amounts Expressed in Whole Dollars		<u>Food Service</u> <u>(51)</u>	<u>Child Care Operations</u> <u>(52)</u>	<u>Other Enterprise</u> <u>(58)</u>	<u>TOTAL</u>	<u>Internal Service(60)</u>
Cash Flows From Operating Activities						
0011	Cash Receipts From Users	638,528			638,528	
0012	Cash Receipts From Assessments Made to Other Funds					
0013	Cash Receipts From Earnings on Investments					
0014	Cash Receipts From Other Operating Revenue					
0015	Cash Payments To Employees For Services	1,145,791			1,145,791	
0016	Cash Payments For Insurance Claims					
0017	Cash Payments To Suppliers For Goods and Services	1,134,961			1,134,961	
0018	Cash Payments For Other Operating Expenses					
Net Cash Provided By (Used For) Operating Activities		(\$1,642,224)			(\$1,642,224)	
Cash Flows From Non-Capital Financing Activities						
0021	Receipts From Local Sources - 6000					
0022	Receipts From State Sources - 7000	329,949			329,949	
0023	Receipts From Federal Sources -8000	1,601,077			1,601,077	
0024	Notes and Loans Received (Repaid)					
0025	Interest Paid on Notes/Loans - 5100-830					
0026	Operating Transfers In (Out)/Residual Equity Trans					
0027	Operating Transfers In (Out) Primary Government / Comp Unit					
0028	Receipts From Refund of Prior Year Expenditures - 6991	581			581	
0029	Special and Extraordinary Gains (losses)					
0030	Receipts from Insurance Recoveries -9990					
Net Cash Prov By (Used for) Non-Capital Financing Activities		\$1,931,607			\$1,931,607	
Cash Flows From Capital and Related Financing Activities						
0031	Payments For Fac Acq, Const, and Imp - 4000	(128,434)			(128,434)	
0032	Gain / (Loss) on Sale of Fixed Assets - 6930					
0033	Proceeds From Extended Term Financing - 9200					
0034	Principal Paid on Financing Agreements					
0035	Interest Paid on Financing Agreements - 5100-830					
0036	(Inc) Dec in Contributed Capital					
Net Cash Prov By (Used for) Capital and Related Financing Activities		(\$128,434)			(\$128,434)	
Cash Flows From Investing Activities						
0041	Earnings on Investments - 6500	66,983			66,983	
0042	Purchase of Inv Securities / Deposits to Inv Pools					
0043	Receipts From Investment Pool Withdrawals					
0044	Proceeds from Sale and Maturity of Inv Securities					

LEA : 112011603 Conewago Valley SD

Printed 11/27/2023 1:04:20 PM

0045 Loans Received (Paid)

Net Cash Prov By (Used for) Investing Activities	\$66,983	\$66,983
--	----------	----------

LEA : 112011603 Conewago Valley SD

Printed 11/27/2023 1:04:20 PM

	<u>Food Service</u> <u>(51)</u>	<u>Child Care Operations</u> <u>(52)</u>	<u>Other Enterprise</u> <u>(58)</u>	<u>TOTAL</u>	<u>Internal Service</u> <u>(60)</u>
Net Increase (Decrease) in Cash Flows	227,932			227,932	
0004 Cash and Cash Equivalents Beginning of Year	1,614,681			1,614,681	
Cash and Cash Equivalents at Year End	\$1,842,613			\$1,842,613	
<hr/>					
Reconciliation of Operating Income (Loss) To Net Cash Provided by (Used For) Operating Activities					
0005 Operating Income (Loss) per REP	(1,532,363)			(1,532,363)	
Adjustments					
0051 Depreciation and Net Amortization	6,000			6,000	
0052 Provision for Uncollectible Accounts					
0053 Other Adjustments					
Effect of Changes in Assets, Liabilities, Deferred Outflows and Deferred Inflows					
0054 (Inc) Dec In Accounts Receivable (0120-0150)	(314)			(314)	
0055 Advances to Other Funds	(35,624)			(35,624)	
0056 (Inc) Dec in Inventories (0170)	1,589			1,589	
0057 (Inc) Dec in Prepaid Expenses (0180)					
0058 (Inc) Dec in Other Current or Noncurrent Assets					
0064 Deferred Outflows (0910)					
0059 Inc (Dec) in Accounts Payable (0400-0450)	2,645			2,645	
0060 Inc (Dec) in Accrued Salaries/Benefits (0461)	(1,328)			(1,328)	
0065 Inc (Dec) in Net Pension Liabilities (0570)					
0066 Inc (Dec) in Other Postemp Benefit Oblig (0560)					
0061 Inc (Dec) in Payroll Deductions/Withholding (0462)					
0062 Inc (Dec) in Unearned Revenue (0480)	(85,232)			(85,232)	
0063 Inc (Dec) in Other Current or Noncurrent Liabilities	2,403			2,403	
0067 Deferred Inflows (0950)					
Total Adjustments	(\$109,861)			(\$109,861)	
Cash Provided By (Used for) Total	(\$1,642,224)			(\$1,642,224)	
<hr/>					

COMBINED STATEMENT OF CASH FLOWS
SCHEDULE OF NONCASH INVESTING, CAPITAL, AND FINANCING ACTIVITIES

Explanation of Transaction and Balance Sheet Effect	Amount
Total	

LEA : 112011603 Conewago Valley SD

Printed 11/27/2023 1:04:22 PM

Amounts Expressed in Whole Dollars		<u>Private Purpose Trust</u> <u>(71)</u>	<u>Investment Trust</u> <u>(72)</u>	<u>Pension Trust</u> <u>(73)</u>	<u>Student Activity Custodial</u> <u>(81)</u>
Assets And Deferred Outflows Of Resources					
Assets					
0100	Cash and Cash Equivalents	274,397			221,031
0110	Investments				
0130	Due From Other Funds				
0140	Due from Other Governments, Primary Government and Component Units				
0150	Other Receivables				
0170	Inventories				
0180	Prepaid Expenses (Expenditures)				
0190	Other Current Assets				
0220	Buildings and Building Improvements (Net)				
0230	Tangible Property and Intangible Right-To-Use Assets (Net)				
Total Assets		\$274,397			\$221,031
0910	Deferred Outflows of Resources				
Total Assets And Deferred Outflows Of Resources		\$274,397			\$221,031

LEA : 112011603 Conewago Valley SD

Printed 11/27/2023 1:04:22 PM

Amounts Expressed in Whole Dollars		<u>Other Custodial</u> <u>(89)</u>	<u>Fiduciary Component Units</u> <u>(98)</u>	<u>Total Fiduciary Funds</u>
Assets And Deferred Outflows Of Resources				
Assets				
0100	Cash and Cash Equivalents			495,428
0110	Investments			
0130	Due From Other Funds			
0140	Due from Other Governments, Primary Government and Component Units			
0150	Other Receivables			
0170	Inventories			
0180	Prepaid Expenses (Expenditures)			
0190	Other Current Assets			
0220	Buildings and Building Improvements (Net)			
0230	Tangible Property and Intangible Right-To-Use Assets (Net)			
Total Assets				\$495,428
0910	Deferred Outflows of Resources			
Total Assets And Deferred Outflows Of Resources				\$495,428

LEA : 112011603 Conewago Valley SD

Printed 11/27/2023 1:04:22 PM

Amounts Expressed in Whole Dollars		<u>Private Purpose Trust</u> <u>(71)</u>	<u>Investment Trust</u> <u>(72)</u>	<u>Pension Trust</u> <u>(73)</u>	<u>Student Activity Custodial</u> <u>(81)</u>
Liabilities, Deferred Inflows Of Resources And Net Position					
Liabilities					
0400	Due to Other Funds				
0410	Due to Other Governments, Primary Government and Component Units				
0420	Accounts Payable				
0430	Contracts Payable				
0450	Short-Term Payables				
0460	Payroll Accruals and Withholdings				
0480	Unearned Revenues				
0490	Other Current Liabilities				
Total Liabilities					
0950	Deferred Inflows of Resources				
Net Position					
0791	Net Investment in Capital Assets				
0009	Restricted Net Position (0792 – 0798)	274,397			221,031
0799	Unrestricted Net Position				
Total Net Position		\$274,397			\$221,031
Total Liabilities, Deferred Inflows Of Resources And Net Position		\$274,397			\$221,031

LEA : 112011603 Conewago Valley SD

Printed 11/27/2023 1:04:22 PM

Amounts Expressed in Whole Dollars		<u>Other Custodial</u> <u>(89)</u>	<u>Fiduciary Component Units</u> <u>(98)</u>	<u>Total Fiduciary Funds</u>
Liabilities, Deferred Inflows Of Resources And Net Position				
Liabilities				
0400	Due to Other Funds			
0410	Due to Other Governments, Primary Government and Component Units			
0420	Accounts Payable			
0430	Contracts Payable			
0450	Short-Term Payables			
0460	Payroll Accruals and Withholdings			
0480	Unearned Revenues			
0490	Other Current Liabilities			
Total Liabilities				
0950	Deferred Inflows of Resources			
Net Position				
0791	Net Investment in Capital Assets			
0009	Restricted Net Position (0792 – 0798)			495,428
0799	Unrestricted Net Position			
Total Net Position				\$495,428
Total Liabilities, Deferred Inflows Of Resources And Net Position				\$495,428

LEA : 112011603 Conewago Valley SD

Printed 11/27/2023 1:04:23 PM

Amounts Expressed in Whole Dollars	<u>Private Purpose Trust</u> <u>(71)</u>	<u>Investment Trust</u> <u>(72)</u>	<u>Pension Trust</u> <u>(73)</u>	<u>Student Activity</u> <u>Custodial</u> <u>(81)</u>	<u>Other Custodial</u> <u>(89)</u>	<u>Fiduciary Component</u> <u>Units</u> <u>(98)</u>
Additions						
0091 Gifts and Contributions	9,839					
0095 Net Investment Earnings				8,778		
0092 Other Additions				287,339		
Deductions						
0093 Scholarships Awarded	9,000					
0094 Other Deductions				345,202		
Change In Net Position	\$839			(\$49,085)		
0006 Net Position – Beginning of Fiscal Year	273,558			270,116		
0007 Net Position Held in Trust for Pension Benefits						
Net Position - End of Fiscal Year	\$274,397			\$221,031		

LEA : 112011603 Conewago Valley SD

Printed 11/27/2023 1:04:23 PM

Amounts Expressed in Whole Dollars		<u>Total Fiduciary</u>
		<u>Funds</u>
Additions		
0091	Gifts and Contributions	9,839
0095	Net Investment Earnings	8,778
0092	Other Additions	287,339
Deductions		
0093	Scholarships Awarded	9,000
0094	Other Deductions	345,202
Change In Net Position		(\$48,246)
0006	Net Position – Beginning of Fiscal Year	543,674
0007	Net Position Held in Trust for Pension Benefits	
Net Position - End of Fiscal Year		\$495,428

	Revenue Reported In Current Year	Current Year Tax Accrual	Prior Year Tax Accrual	Taxes Collected In Current Year
Revenue from Local Sources				
6111 Current Real Estate Taxes	33,851,832.00			33,851,832.00
6113 Public Utility Realty Taxes	39,069.24			39,069.24
6120 Current Per Capita Taxes, Section 679	91,298.80			91,298.80
6141 Current Act 511 Per Capita Taxes	91,298.80			91,298.80
6143 Current Act 511 Local Services Taxes	62,978.57			62,978.57
6151 Current Act 511 Earned Income Taxes	8,248,281.54			8,248,281.54
6153 Current Act 511 Real Estate Transfer Taxes	632,879.85			632,879.85
6154 Current Act 511 Amusement Taxes	45,200.00			45,200.00
6411 Delinquent Real Estate Taxes	738,298.89			738,298.89
6420 Delinquent Per Capita Taxes, Section 679	1,720.51			1,720.51
6440 Delinquent Local Enabling Taxes - Flat Rate Assessments	1,720.51			1,720.51
6500 Earnings on Investments	744,205.40			
6700 Revenues from LEA Activities	78,731.00			
6832 Federal IDEA Revenue Received as Pass Through	780,832.58			
6910 Rentals	21,082.50			
6944 Receipts from Other LEAs in Pennsylvania - Education	2,474.18			
6949 Other Tuition from Patrons	501,409.50			
6999 Other Revenues Not Specified Above	57,951.16			
TOTAL Revenue from Local Sources	\$45,991,265.03			\$43,804,578.71

	Revenue Reported In Current Year			
<u>Revenue from State Sources</u>				
7111 Basic Education Funding-Formula	11,174,001.00			
7112 Basic Education Funding-Social Security	1,219,491.69			
7160 Tuition for Orphans Subsidy	39,186.26			
7220 Vocational Education	166,128.09			
7250 Migratory Children	320.00			
7271 Special Education funds for School-Aged Pupils	2,521,800.95			
7311 Pupil Transportation Subsidy	1,373,496.11			
7312 Nonpublic and Charter School Pupil Transportation Subsidy	94,710.00			
7320 Rental and Sinking Fund Payments / Building Reimbursement Subsidy	560,972.79			
7330 Health Services (Medical, Dental, Nurse, Act 25)	79,860.72			
7340 State Property Tax Reduction Allocation	1,155,288.61			
7362 School Mental Health & Safety and Security Grants	78,779.65			
7505 Ready to Learn Block Grant	573,730.00			
7820 State Share of Retirement Contributions	6,009,755.69			
TOTAL Revenue from State Sources	\$25,047,521.56			

	Revenue Reported In Current Year			
<u>Revenue from Federal Sources</u>				
8514 Title I - Improving the Academic Achievement of the Disadvantaged	619,442.42			
8515 Title II - Preparing, Training, and Recruiting High Quality Teachers and Principals	97,019.00			
8516 Title III - Language Instruction for English Learners and Immigrant Students	14,642.72			
8517 Title IV - 21st Century Schools	23,604.12			
8742 Governor's Emergency Education Relief Fund (GEER)	24,180.00			
8743 ESSER II - Elementary and Secondary School Emergency Relief Fund	1,486,501.72			
8744 ARP ESSER - Elementary and Secondary School Emergency Relief Fund	348,057.68			
8751 ARP ESSER Learning Loss	43,247.86			
8753 ARP ESSER Afterschool Programs	3,240.44			
8810 School-Based Access Medicaid Reimbursement Program (SBAP) Reimbursements (Access)	230,408.31			
TOTAL Revenue from Federal Sources	\$2,890,344.27			
TOTAL FROM ALL SOURCES	\$73,929,130.86			\$43,804,578.71

LEA : 112011603 Conewago Valley SD

Printed 11/27/2023 1:04:26 PM

	<u>General Fund (10)</u>	<u>Student Sponsored Activity Fund (21)</u>	<u>Public Purpose Trust (27)</u>	<u>Other Compt Approved (28)</u>	<u>Athletic / Activity (29)</u>	<u>Capital Reserve (690, 1850) (31)</u>
6000 Revenue from Local Sources						
6111 Current Real Estate Taxes	33,851,832.00					
6113 Public Utility Realty Taxes	39,069.24					
6120 Current Per Capita Taxes, Section 679	91,298.80					
6141 Current Act 511 Per Capita Taxes	91,298.80					
6143 Current Act 511 Local Services Taxes	62,978.57					
6151 Current Act 511 Earned Income Taxes	8,248,281.54					
6153 Current Act 511 Real Estate Transfer Taxes	632,879.85					
6154 Current Act 511 Amusement Taxes	45,200.00					
6411 Delinquent Real Estate Taxes	738,298.89					
6420 Delinquent Per Capita Taxes, Section 679	1,720.51					
6440 Delinquent Local Enabling Taxes - Flat Rate Assessments	1,720.51					
6500 Earnings on Investments	744,205.40					
6700 Revenues from LEA Activities	78,731.00					
6832 Federal IDEA Revenue Received as Pass Through	780,832.58					
6910 Rentals	21,082.50					
6944 Receipts from Other LEAs in Pennsylvania - Education	2,474.18					
6949 Other Tuition from Patrons	501,409.50					
6999 Other Revenues Not Specified Above	57,951.16					
6000 Total Revenue from Local Sources	\$45,991,265.03					
7000 Revenue from State Sources						
7111 Basic Education Funding-Formula	11,174,001.00					
7112 Basic Education Funding-Social Security	1,219,491.69					
7160 Tuition for Orphans Subsidy	39,186.26					
7220 Vocational Education	166,128.09					
7250 Migratory Children	320.00					
7271 Special Education funds for School-Aged Pupils	2,521,800.95					
7311 Pupil Transportation Subsidy	1,373,496.11					
7312 Nonpublic and Charter School Pupil Transportation Subsidy	94,710.00					
7320 Rental and Sinking Fund Payments / Building Reimbursement Subsidy	560,972.79					
7330 Health Services (Medical, Dental, Nurse, Act 25)	79,860.72					
7340 State Property Tax Reduction Allocation	1,155,288.61					
7362 School Mental Health & Safety and Security Grants	78,779.65					
7505 Ready to Learn Block Grant	573,730.00					
7820 State Share of Retirement Contributions	6,009,755.69					
7000 Total Revenue from State Sources	\$25,047,521.56					

LEA : 112011603 Conewago Valley SD

Printed 11/27/2023 1:04:26 PM

	<u>Capital Reserve</u> <u>(1431) (32)</u>	<u>Other Capital</u> <u>Projects Fund (39)</u>	<u>Debt Service (40)</u>	<u>Permanent (90)</u>	<u>Total</u>
6000 Revenue from Local Sources					
6111 Current Real Estate Taxes					33,851,832.00
6113 Public Utility Realty Taxes					39,069.24
6120 Current Per Capita Taxes, Section 679					91,298.80
6141 Current Act 511 Per Capita Taxes					91,298.80
6143 Current Act 511 Local Services Taxes					62,978.57
6151 Current Act 511 Earned Income Taxes					8,248,281.54
6153 Current Act 511 Real Estate Transfer Taxes					632,879.85
6154 Current Act 511 Amusement Taxes					45,200.00
6411 Delinquent Real Estate Taxes					738,298.89
6420 Delinquent Per Capita Taxes, Section 679					1,720.51
6440 Delinquent Local Enabling Taxes - Flat Rate Assessments					1,720.51
6500 Earnings on Investments	32,536.07	49,468.04			826,209.51
6700 Revenues from LEA Activities					78,731.00
6832 Federal IDEA Revenue Received as Pass Through					780,832.58
6910 Rentals					21,082.50
6944 Receipts from Other LEAs in Pennsylvania - Education					2,474.18
6949 Other Tuition from Patrons					501,409.50
6999 Other Revenues Not Specified Above					57,951.16
6000 Total Revenue from Local Sources	\$32,536.07	\$49,468.04			\$46,073,269.14
7000 Revenue from State Sources					
7111 Basic Education Funding-Formula					11,174,001.00
7112 Basic Education Funding-Social Security					1,219,491.69
7160 Tuition for Orphans Subsidy					39,186.26
7220 Vocational Education					166,128.09
7250 Migratory Children					320.00
7271 Special Education funds for School-Aged Pupils					2,521,800.95
7311 Pupil Transportation Subsidy					1,373,496.11
7312 Nonpublic and Charter School Pupil Transportation Subsidy					94,710.00
7320 Rental and Sinking Fund Payments / Building Reimbursement Subsidy					560,972.79
7330 Health Services (Medical, Dental, Nurse, Act 25)					79,860.72
7340 State Property Tax Reduction Allocation					1,155,288.61
7362 School Mental Health & Safety and Security Grants					78,779.65
7505 Ready to Learn Block Grant					573,730.00
7820 State Share of Retirement Contributions					6,009,755.69
7000 Total Revenue from State Sources					\$25,047,521.56

LEA : 112011603 Conewago Valley SD

Printed 11/27/2023 1:04:26 PM

	<u>General Fund (10)</u>	<u>Student Sponsored Activity Fund (21)</u>	<u>Public Purpose Trust (27)</u>	<u>Other Compt Approved (28)</u>	<u>Athletic / Activity (29)</u>	<u>Capital Reserve (690, 1850) (31)</u>
8000 Revenue from Federal Sources						
8514 Title I - Improving the Academic Achievement of the Disadvantaged	619,442.42					
8515 Title II - Preparing, Training, and Recruiting High Quality Teachers and Principals	97,019.00					
8516 Title III - Language Instruction for English Learners and Immigrant Students	14,642.72					
8517 Title IV - 21st Century Schools	23,604.12					
8742 Governor's Emergency Education Relief Fund (GEER)	24,180.00					
8743 ESSER II - Elementary and Secondary School Emergency Relief Fund	1,486,501.72					
8744 ARP ESSER - Elementary and Secondary School Emergency Relief Fund	348,057.68					
8751 ARP ESSER Learning Loss	43,247.86					
8753 ARP ESSER Afterschool Programs	3,240.44					
8810 School-Based Access Medicaid Reimbursement Program (SBAP) Reimbursements (Access)	230,408.31					
8000 Total Revenue from Federal Sources	\$2,890,344.27					
9000 Other Financing Sources						
9310 General Fund Transfers						
9000 Total Other Financing Sources						
Total From All Sources	\$73,929,130.86					

LEA : 112011603 Conewago Valley SD

Printed 11/27/2023 1:04:26 PM

	<u>Capital Reserve</u> <u>(1431) (32)</u>	<u>Other Capital</u> <u>Projects Fund (39)</u>	<u>Debt Service (40)</u>	<u>Permanent (90)</u>	<u>Total</u>
8000 Revenue from Federal Sources					
8514 Title I - Improving the Academic Achievement of the Disadvantaged					619,442.42
8515 Title II - Preparing, Training, and Recruiting High Quality Teachers and Principals					97,019.00
8516 Title III - Language Instruction for English Learners and Immigrant Students					14,642.72
8517 Title IV - 21st Century Schools					23,604.12
8742 Governor's Emergency Education Relief Fund (GEER)					24,180.00
8743 ESSER II - Elementary and Secondary School Emergency Relief Fund					1,486,501.72
8744 ARP ESSER - Elementary and Secondary School Emergency Relief Fund					348,057.68
8751 ARP ESSER Learning Loss					43,247.86
8753 ARP ESSER Afterschool Programs					3,240.44
8810 School-Based Access Medicaid Reimbursement Program (SBAP) Reimbursements (Access)					230,408.31
8000 Total Revenue from Federal Sources					\$2,890,344.27
9000 Other Financing Sources					
9310 General Fund Transfers	1,000,000.00				1,000,000.00
9000 Total Other Financing Sources	\$1,000,000.00				\$1,000,000.00
Total From All Sources	\$1,032,536.07	\$49,468.04			\$75,011,134.97

LEA : 112011603 Conewago Valley SD

Printed 11/27/2023 1:04:28 PM

	<u>General Fund (10)</u>	<u>Student Sponsored Activity Fund (21)</u>	<u>Public Purpose Trust (27)</u>	<u>Other Compt Approved (28)</u>	<u>Athletic / Activity (29)</u>	<u>Capital Reserve (690. 1850) (31)</u>
Revenue from Local Sources	45,991,265.03					
Revenue from State Sources	25,047,521.56					
Revenue from Federal Sources	2,890,344.27					
Other Financing Sources						
Total From All Sources	\$73,929,130.86					

LEA : 112011603 Conewago Valley SD

Printed 11/27/2023 1:04:28 PM

	<u>Capital Reserve (1431)</u> <u>(32)</u>	<u>Other Capital Projects</u> <u>Fund (39)</u>	<u>Debt Service (40)</u>	<u>Permanent (90)</u>	<u>Total</u>
Revenue from Local Sources	32,536.07	49,468.04			46,073,269.14
Revenue from State Sources					25,047,521.56
Revenue from Federal Sources					2,890,344.27
Other Financing Sources	1,000,000.00				1,000,000.00
Total From All Sources	\$1,032,536.07	\$49,468.04			\$75,011,134.97

LEA : 112011603 Conewago Valley SD

Printed 11/27/2023 1:04:30 PM

General Fund (10)	
1000 Instruction	<u>Total</u>
100 <u>Personnel Services – Salaries</u>	
100 Personnel Services – Salaries	23,004,284.46
Total Personnel Services – Salaries	\$23,004,284.46
200 <u>Personnel Services – Employee Benefits</u>	
210 Group Insurance – Contracted Provider	5,517,111.56
220 Social Security Contributions	1,678,980.86
230 PSERS Retirement Contributions	8,086,563.86
260 Workers' Compensation	75,714.79
Total Personnel Services – Employee Benefits	\$15,358,371.07
300 <u>Purchased Professional and Technical Services</u>	
322 Professional Educational Services – Ius	5,032,173.96
323 Professional Educational Services – Other Educational Agencies	798,420.68
329 Professional Educational Services – Other	786,178.29
330 Other Professional Services	(19,698.13)
Total Purchased Professional and Technical Services	\$6,597,074.80
400 <u>Purchased Property Services</u>	
430 Repairs and Maintenance Services	163,071.35
Total Purchased Property Services	\$163,071.35
500 <u>Other Purchased Services</u>	
510 Student Transportation Services	731,751.09
530 Communications	7,288.29
561 Tuition To Other School Districts Within the State	112,545.78
562 Tuition To Pennsylvania Charter Schools	2,962,786.83
564 Tuition To Career and Technology Centers	212,026.00
567 Tuition To Approved Private Schools (APS) and PA Chartered Schools for the Deaf and Blind	27,207.74
580 Travel	8,638.14
594 IU Payment By Withholding for Institutionalized Children's Programs – Special Classes	495.65
Total Other Purchased Services	\$4,062,739.52
600 <u>Supplies</u>	
610 General Supplies	338,648.31
640 Books and Periodicals	19,305.21
Total Supplies	\$357,953.52
700 <u>Property</u>	
752 Capital Equipment – Original and Additional	11,312.20
Total Property	\$11,312.20
800 <u>Other Objects</u>	
810 Dues and Fees	213.00
890 Miscellaneous Expenditures	2,511.82
Total Other Objects	\$2,724.82
Total 1000 Instruction	\$49,557,531.74

LEA : 112011603 Conewago Valley SD

Printed 11/27/2023 1:04:30 PM

General Fund (10)

1100 Regular Programs – Elementary / Secondary	Elementary	Secondary	Federal	Total
100 <u>Personnel Services – Salaries</u>				
100 Personnel Services – Salaries	9,666,887.05	7,202,297.41	269,989.79	17,139,174.25
Total Personnel Services – Salaries	\$9,666,887.05	\$7,202,297.41	\$269,989.79	\$17,139,174.25
200 <u>Personnel Services – Employee Benefits</u>				
210 Group Insurance – Contracted Provider	2,345,737.48	2,058,699.22		4,404,436.70
220 Social Security Contributions	732,860.16	537,723.10		1,270,583.26
230 PSERS Retirement Contributions	3,460,419.78	2,594,516.49		6,054,936.27
260 Workers' Compensation	35,307.48	23,296.69		58,604.17
Total Personnel Services – Employee Benefits	\$6,574,324.90	\$5,214,235.50		\$11,788,560.40
300 <u>Purchased Professional and Technical Services</u>				
329 Professional Educational Services – Other	21,431.71	65,434.48	13,133.50	99,999.69
Total Purchased Professional and Technical Services	\$21,431.71	\$65,434.48	\$13,133.50	\$99,999.69
400 <u>Purchased Property Services</u>				
430 Repairs and Maintenance Services	77,050.75	51,211.05		128,261.80
Total Purchased Property Services	\$77,050.75	\$51,211.05		\$128,261.80
500 <u>Other Purchased Services</u>				
530 Communications	1,927.65	5,360.64		7,288.29
561 Tuition To Other School Districts Within the State	7,273.81	8,890.21		16,164.02
562 Tuition To Pennsylvania Charter Schools	1,084,225.20	1,310,739.08		2,394,964.28
580 Travel	133.75			133.75
Total Other Purchased Services	\$1,093,560.41	\$1,324,989.93		\$2,418,550.34
600 <u>Supplies</u>				
610 General Supplies	79,164.98	99,721.98	12,284.32	191,171.28
640 Books and Periodicals	7,313.15	11,258.90		18,572.05
Total Supplies	\$86,478.13	\$110,980.88	\$12,284.32	\$209,743.33
700 <u>Property</u>				
752 Capital Equipment – Original and Additional	7,414.20	1,899.00		9,313.20
Total Property	\$7,414.20	\$1,899.00		\$9,313.20
800 <u>Other Objects</u>				
810 Dues and Fees		123.00		123.00
Total Other Objects		\$123.00		\$123.00
Total 1100 Regular Programs – Elementary / Secondary	\$17,527,147.15	\$13,971,171.25	\$295,407.61	\$31,793,726.01

LEA : 112011603 Conewago Valley SD

Printed 11/27/2023 1:04:30 PM

General Fund (10)				
1110 Regular Programs	<u>Elementary</u>	<u>Secondary</u>	<u>Federal</u>	<u>Total</u>
100 <u>Personnel Services – Salaries</u>				
100 Personnel Services – Salaries	9,666,887.05	7,202,297.41	269,989.79	17,139,174.25
Total Personnel Services – Salaries	\$9,666,887.05	\$7,202,297.41	\$269,989.79	\$17,139,174.25
200 <u>Personnel Services – Employee Benefits</u>				
210 Group Insurance – Contracted Provider	2,345,737.48	2,058,699.22		4,404,436.70
220 Social Security Contributions	732,860.16	537,723.10		1,270,583.26
230 PSERS Retirement Contributions	3,460,419.78	2,594,516.49		6,054,936.27
260 Workers' Compensation	35,307.48	23,296.69		58,604.17
Total Personnel Services – Employee Benefits	\$6,574,324.90	\$5,214,235.50		\$11,788,560.40
300 <u>Purchased Professional and Technical Services</u>				
329 Professional Educational Services – Other	21,431.71	65,434.48	13,133.50	99,999.69
Total Purchased Professional and Technical Services	\$21,431.71	\$65,434.48	\$13,133.50	\$99,999.69
400 <u>Purchased Property Services</u>				
430 Repairs and Maintenance Services	77,050.75	51,211.05		128,261.80
Total Purchased Property Services	\$77,050.75	\$51,211.05		\$128,261.80
500 <u>Other Purchased Services</u>				
530 Communications	1,927.65	5,360.64		7,288.29
561 Tuition To Other School Districts Within the State	7,273.81	8,890.21		16,164.02
562 Tuition To Pennsylvania Charter Schools	1,084,225.20	1,310,739.08		2,394,964.28
580 Travel	133.75			133.75
Total Other Purchased Services	\$1,093,560.41	\$1,324,989.93		\$2,418,550.34
600 <u>Supplies</u>				
610 General Supplies	79,164.98	99,721.98	11,817.88	190,704.84
640 Books and Periodicals	7,313.15	11,258.90		18,572.05
Total Supplies	\$86,478.13	\$110,980.88	\$11,817.88	\$209,276.89
700 <u>Property</u>				
752 Capital Equipment – Original and Additional	7,414.20	1,899.00		9,313.20
Total Property	\$7,414.20	\$1,899.00		\$9,313.20
800 <u>Other Objects</u>				
810 Dues and Fees		123.00		123.00
Total Other Objects		\$123.00		\$123.00
Total 1110 Regular Programs	\$17,527,147.15	\$13,971,171.25	\$294,941.17	\$31,793,259.57

LEA : 112011603 Conewago Valley SD

Printed 11/27/2023 1:04:30 PM

General Fund (10)

1190 Federally-Funded Regular Programs

<u>Elementary</u>	<u>Secondary</u>	<u>Federal</u>	<u>Total</u>
-------------------	------------------	----------------	--------------

600 Supplies

610 General Supplies		466.44	466.44
----------------------	--	--------	--------

Total Supplies		\$466.44	\$466.44
----------------	--	----------	----------

Total 1190 Federally-Funded Regular Programs		\$466.44	\$466.44
--	--	----------	----------

LEA : 112011603 Conewago Valley SD

Printed 11/27/2023 1:04:30 PM

General Fund (10)				
1200 Special Programs – Elementary / Secondary	<u>Elementary</u>	<u>Secondary</u>	<u>Federal</u>	<u>Total</u>
100 <u>Personnel Services – Salaries</u>				
100 Personnel Services – Salaries	1,903,311.03	1,966,082.71		3,869,393.74
Total Personnel Services – Salaries	\$1,903,311.03	\$1,966,082.71		\$3,869,393.74
200 <u>Personnel Services – Employee Benefits</u>				
210 Group Insurance – Contracted Provider	437,143.33	397,959.04		835,102.37
220 Social Security Contributions	139,566.59	144,093.44		283,660.03
230 PSERS Retirement Contributions	669,209.75	688,397.56		1,357,607.31
260 Workers' Compensation	6,991.78	5,816.37		12,808.15
Total Personnel Services – Employee Benefits	\$1,252,911.45	\$1,236,266.41		\$2,489,177.86
300 <u>Purchased Professional and Technical Services</u>				
322 Professional Educational Services – Ius	1,872,100.62	2,020,751.94	1,139,321.40	5,032,173.96
323 Professional Educational Services – Other Educational Agencies	326,224.70	472,195.98		798,420.68
329 Professional Educational Services – Other	134,432.50	538,702.00	9,397.50	682,532.00
Total Purchased Professional and Technical Services	\$2,332,757.82	\$3,031,649.92	\$1,148,718.90	\$6,513,126.64
500 <u>Other Purchased Services</u>				
510 Student Transportation Services	324,530.45	391,558.14		716,088.59
561 Tuition To Other School Districts Within the State	7,627.46	88,754.30		96,381.76
562 Tuition To Pennsylvania Charter Schools	242,783.44	325,039.11		567,822.55
567 Tuition To Approved Private Schools (APS) and PA Chartered Schools for the Deaf and Blind	12,243.48	14,964.26		27,207.74
580 Travel	5,537.50	2,966.89		8,504.39
594 IU Payment By Withholding for Institutionalized Children's Programs – Special Classes	223.04	272.61		495.65
Total Other Purchased Services	\$592,945.37	\$823,555.31		\$1,416,500.68
600 <u>Supplies</u>				
610 General Supplies	19,178.76	13,911.41	(576.59)	32,513.58
640 Books and Periodicals	39.95	498.21		538.16
Total Supplies	\$19,218.71	\$14,409.62	(\$576.59)	\$33,051.74
800 <u>Other Objects</u>				
890 Miscellaneous Expenditures	515.00	1,996.82		2,511.82
Total Other Objects	\$515.00	\$1,996.82		\$2,511.82
Total 1200 Special Programs – Elementary / Secondary	\$6,101,659.38	\$7,073,960.79	\$1,148,142.31	\$14,323,762.48

LEA : 112011603 Conewago Valley SD

Printed 11/27/2023 1:04:30 PM

General Fund (10)

1210 Life Skills Support

	<u>Elementary</u>	<u>Secondary</u>	<u>Federal</u>	<u>Total</u>
100 <u>Personnel Services – Salaries</u>				
100 Personnel Services – Salaries	236,186.35	368,181.19		604,367.54
Total Personnel Services – Salaries	\$236,186.35	\$368,181.19		\$604,367.54
200 <u>Personnel Services – Employee Benefits</u>				
210 Group Insurance – Contracted Provider	108,809.15	158,325.09		267,134.24
220 Social Security Contributions	17,135.31	26,635.66		43,770.97
230 PSERS Retirement Contributions	83,278.17	128,917.83		212,196.00
260 Workers' Compensation	1,312.90	1,800.22		3,113.12
Total Personnel Services – Employee Benefits	\$210,535.53	\$315,678.80		\$526,214.33
300 <u>Purchased Professional and Technical Services</u>				
322 Professional Educational Services – Ius	2,233.84	220,543.43		222,777.27
323 Professional Educational Services – Other Educational Agencies		2,736.50		2,736.50
Total Purchased Professional and Technical Services	\$2,233.84	\$223,279.93		\$225,513.77
500 <u>Other Purchased Services</u>				
561 Tuition To Other School Districts Within the State		4,414.39		4,414.39
580 Travel		57.51		57.51
Total Other Purchased Services		\$4,471.90		\$4,471.90
600 <u>Supplies</u>				
610 General Supplies	609.60	842.84		1,452.44
Total Supplies	\$609.60	\$842.84		\$1,452.44
800 <u>Other Objects</u>				
890 Miscellaneous Expenditures		1,131.82		1,131.82
Total Other Objects		\$1,131.82		\$1,131.82
Total 1210 Life Skills Support	\$449,565.32	\$913,586.48		\$1,363,151.80

LEA : 112011603 Conewago Valley SD

Printed 11/27/2023 1:04:30 PM

General Fund (10)

1220 Sensory Support

	<u>Elementary</u>	<u>Secondary</u>	<u>Federal</u>	<u>Total</u>
300 <u>Purchased Professional and Technical Services</u>				
322 Professional Educational Services – Ius	363,704.90	228,915.07		592,619.97
323 Professional Educational Services – Other Educational Agencies	12,864.25	8,471.92		21,336.17
Total Purchased Professional and Technical Services	\$376,569.15	\$237,386.99		\$613,956.14
500 <u>Other Purchased Services</u>				
510 Student Transportation Services		6,259.60		6,259.60
Total Other Purchased Services		\$6,259.60		\$6,259.60
600 <u>Supplies</u>				
610 General Supplies	5,526.62	645.74		6,172.36
Total Supplies	\$5,526.62	\$645.74		\$6,172.36
Total 1220 Sensory Support	\$382,095.77	\$244,292.33		\$626,388.10

LEA : 112011603 Conewago Valley SD

Printed 11/27/2023 1:04:30 PM

General Fund (10)

1230 Emotional Support

	<u>Elementary</u>	<u>Secondary</u>	<u>Federal</u>	<u>Total</u>
100 <u>Personnel Services – Salaries</u>				
100 Personnel Services – Salaries		79,695.63		79,695.63
Total Personnel Services – Salaries		\$79,695.63		\$79,695.63
200 <u>Personnel Services – Employee Benefits</u>				
210 Group Insurance – Contracted Provider		17,213.77		17,213.77
220 Social Security Contributions		5,693.65		5,693.65
230 PSERS Retirement Contributions		27,948.72		27,948.72
260 Workers' Compensation		218.78		218.78
Total Personnel Services – Employee Benefits		\$51,074.92		\$51,074.92
300 <u>Purchased Professional and Technical Services</u>				
322 Professional Educational Services – Ius	1,086,363.99	1,092,946.00	1,139,321.40	3,318,631.39
323 Professional Educational Services – Other Educational Agencies	273,021.46	359,403.01		632,424.47
Total Purchased Professional and Technical Services	\$1,359,385.45	\$1,452,349.01	\$1,139,321.40	\$3,951,055.86
500 <u>Other Purchased Services</u>				
510 Student Transportation Services	29,214.50	29,214.50		58,429.00
561 Tuition To Other School Districts Within the State		76,960.85		76,960.85
Total Other Purchased Services	\$29,214.50	\$106,175.35		\$135,389.85
600 <u>Supplies</u>				
610 General Supplies	2,964.56	2,088.68		5,053.24
Total Supplies	\$2,964.56	\$2,088.68		\$5,053.24
Total 1230 Emotional Support	\$1,391,564.51	\$1,691,383.59	\$1,139,321.40	\$4,222,269.50

LEA : 112011603 Conewago Valley SD

Printed 11/27/2023 1:04:30 PM

General Fund (10)

1240 Academic Support	Elementary	Secondary	Federal	Total
100 <u>Personnel Services – Salaries</u>				
100 Personnel Services – Salaries	177,032.76	90,438.75		267,471.51
Total Personnel Services – Salaries	\$177,032.76	\$90,438.75		\$267,471.51
200 <u>Personnel Services – Employee Benefits</u>				
210 Group Insurance – Contracted Provider	18,438.69	12,384.80		30,823.49
220 Social Security Contributions	13,177.35	6,615.01		19,792.36
230 PSERS Retirement Contributions	62,421.85	31,827.89		94,249.74
260 Workers' Compensation	437.00	218.50		655.50
Total Personnel Services – Employee Benefits	\$94,474.89	\$51,046.20		\$145,521.09
300 <u>Purchased Professional and Technical Services</u>				
323 Professional Educational Services – Other Educational Agencies	192.00	12,155.85		12,347.85
329 Professional Educational Services – Other	140.00			140.00
Total Purchased Professional and Technical Services	\$332.00	\$12,155.85		\$12,487.85
600 <u>Supplies</u>				
610 General Supplies	3,335.90	5,726.42		9,062.32
Total Supplies	\$3,335.90	\$5,726.42		\$9,062.32
Total 1240 Academic Support	\$275,175.55	\$159,367.22		\$434,542.77

LEA : 112011603 Conewago Valley SD

Printed 11/27/2023 1:04:30 PM

General Fund (10)

1241 Learning Support – Public	<u>Elementary</u>	<u>Secondary</u>	<u>Federal</u>	<u>Total</u>
300 <u>Purchased Professional and Technical Services</u>				
323 Professional Educational Services – Other Educational Agencies	192.00	12,155.85		12,347.85
Total Purchased Professional and Technical Services	\$192.00	\$12,155.85		\$12,347.85
600 <u>Supplies</u>				
610 General Supplies	2,721.33	5,726.42		8,447.75
Total Supplies	\$2,721.33	\$5,726.42		\$8,447.75
Total 1241 Learning Support – Public	\$2,913.33	\$17,882.27		\$20,795.60

LEA : 112011603 Conewago Valley SD

Printed 11/27/2023 1:04:30 PM

General Fund (10)

1243 Gifted Support	Elementary	Secondary	Federal	Total
100 <u>Personnel Services – Salaries</u>				
100 Personnel Services – Salaries	177,032.76	90,438.75		267,471.51
Total Personnel Services – Salaries	\$177,032.76	\$90,438.75		\$267,471.51
200 <u>Personnel Services – Employee Benefits</u>				
210 Group Insurance – Contracted Provider	18,438.69	12,384.80		30,823.49
220 Social Security Contributions	13,177.35	6,615.01		19,792.36
230 PSERS Retirement Contributions	62,421.85	31,827.89		94,249.74
260 Workers' Compensation	437.00	218.50		655.50
Total Personnel Services – Employee Benefits	\$94,474.89	\$51,046.20		\$145,521.09
300 <u>Purchased Professional and Technical Services</u>				
329 Professional Educational Services – Other	140.00			140.00
Total Purchased Professional and Technical Services	\$140.00			\$140.00
600 <u>Supplies</u>				
610 General Supplies	614.57			614.57
Total Supplies	\$614.57			\$614.57
Total 1243 Gifted Support	\$272,262.22	\$141,484.95		\$413,747.17

LEA : 112011603 Conewago Valley SD

Printed 11/27/2023 1:04:30 PM

General Fund (10)

1270 Multi-Handicapped Support	<u>Elementary</u>	<u>Secondary</u>	<u>Federal</u>	<u>Total</u>
300 <u>Purchased Professional and Technical Services</u>				
322 Professional Educational Services – lus	327,207.09	397,425.26		724,632.35
Total Purchased Professional and Technical Services	\$327,207.09	\$397,425.26		\$724,632.35
500 <u>Other Purchased Services</u>				
561 Tuition To Other School Districts Within the State	3,694.68	975.59		4,670.27
Total Other Purchased Services	\$3,694.68	\$975.59		\$4,670.27
600 <u>Supplies</u>				
610 General Supplies		996.39		996.39
Total Supplies		\$996.39		\$996.39
Total 1270 Multi-Handicapped Support	\$330,901.77	\$399,397.24		\$730,299.01

LEA : 112011603 Conewago Valley SD

Printed 11/27/2023 1:04:30 PM

General Fund (10)				
1290 Special Programs - Other Support	Elementary	Secondary	Federal	Total
100 <u>Personnel Services – Salaries</u>				
100 Personnel Services – Salaries	1,490,091.92	1,427,767.14		2,917,859.06
Total Personnel Services – Salaries	\$1,490,091.92	\$1,427,767.14		\$2,917,859.06
200 <u>Personnel Services – Employee Benefits</u>				
210 Group Insurance – Contracted Provider	309,895.49	210,035.38		519,930.87
220 Social Security Contributions	109,253.93	105,149.12		214,403.05
230 PSERS Retirement Contributions	523,509.73	499,703.12		1,023,212.85
260 Workers' Compensation	5,241.88	3,578.87		8,820.75
Total Personnel Services – Employee Benefits	\$947,901.03	\$818,466.49		\$1,766,367.52
300 <u>Purchased Professional and Technical Services</u>				
322 Professional Educational Services – Ius	92,590.80	80,922.18		173,512.98
323 Professional Educational Services – Other Educational Agencies	40,146.99	89,428.70		129,575.69
329 Professional Educational Services – Other	134,292.50	538,702.00	9,397.50	682,392.00
Total Purchased Professional and Technical Services	\$267,030.29	\$709,052.88	\$9,397.50	\$985,480.67
500 <u>Other Purchased Services</u>				
510 Student Transportation Services	295,315.95	356,084.04		651,399.99
561 Tuition To Other School Districts Within the State	3,932.78	6,403.47		10,336.25
562 Tuition To Pennsylvania Charter Schools	242,783.44	325,039.11		567,822.55
567 Tuition To Approved Private Schools (APS) and PA Chartered Schools for the Deaf and Blind	12,243.48	14,964.26		27,207.74
580 Travel	5,537.50	2,909.38		8,446.88
594 IU Payment By Withholding for Institutionalized Children’s Programs – Special Classes	223.04	272.61		495.65
Total Other Purchased Services	\$560,036.19	\$705,672.87		\$1,265,709.06
600 <u>Supplies</u>				
610 General Supplies	6,742.08	3,611.34	(576.59)	9,776.83
640 Books and Periodicals	39.95	498.21		538.16
Total Supplies	\$6,782.03	\$4,109.55	(\$576.59)	\$10,314.99
800 <u>Other Objects</u>				
890 Miscellaneous Expenditures	515.00	865.00		1,380.00
Total Other Objects	\$515.00	\$865.00		\$1,380.00
Total 1290 Special Programs - Other Support	\$3,272,356.46	\$3,665,933.93	\$8,820.91	\$6,947,111.30

LEA : 112011603 Conewago Valley SD

Printed 11/27/2023 1:04:30 PM

General Fund (10)					
1300 Vocational Education		Elementary	Secondary	Federal	Total
100 <u>Personnel Services – Salaries</u>					
100 Personnel Services – Salaries			1,327,269.47		1,327,269.47
Total Personnel Services – Salaries			\$1,327,269.47		\$1,327,269.47
200 <u>Personnel Services – Employee Benefits</u>					
210 Group Insurance – Contracted Provider			242,598.55		242,598.55
220 Social Security Contributions			96,337.44		96,337.44
230 PSERS Retirement Contributions			492,117.55		492,117.55
260 Workers' Compensation			3,876.21		3,876.21
Total Personnel Services – Employee Benefits			\$834,929.75		\$834,929.75
400 <u>Purchased Property Services</u>					
430 Repairs and Maintenance Services			34,809.55		34,809.55
Total Purchased Property Services			\$34,809.55		\$34,809.55
500 <u>Other Purchased Services</u>					
510 Student Transportation Services			15,662.50		15,662.50
564 Tuition To Career and Technology Centers			212,026.00		212,026.00
Total Other Purchased Services			\$227,688.50		\$227,688.50
600 <u>Supplies</u>					
610 General Supplies			107,242.80		107,242.80
640 Books and Periodicals			195.00		195.00
Total Supplies			\$107,437.80		\$107,437.80
700 <u>Property</u>					
752 Capital Equipment – Original and Additional			1,999.00		1,999.00
Total Property			\$1,999.00		\$1,999.00
800 <u>Other Objects</u>					
810 Dues and Fees			90.00		90.00
Total Other Objects			\$90.00		\$90.00
Total 1300 Vocational Education			\$2,534,224.07		\$2,534,224.07

LEA : 112011603 Conewago Valley SD

Printed 11/27/2023 1:04:30 PM

General Fund (10)

1400 Other Instructional Programs – Elementary / Secondary	<u>Elementary</u>	<u>Secondary</u>	<u>Federal</u>	<u>Total</u>
100 <u>Personnel Services – Salaries</u>				
100 Personnel Services – Salaries		194,978.45	473,468.55	668,447.00
Total Personnel Services – Salaries		\$194,978.45	\$473,468.55	\$668,447.00
200 <u>Personnel Services – Employee Benefits</u>				
210 Group Insurance – Contracted Provider		34,973.94		34,973.94
220 Social Security Contributions		13,088.42	15,311.71	28,400.13
230 PSERS Retirement Contributions		68,749.44	113,153.29	181,902.73
260 Workers' Compensation		426.26		426.26
Total Personnel Services – Employee Benefits		\$117,238.06	\$128,465.00	\$245,703.06
300 <u>Purchased Professional and Technical Services</u>				
330 Other Professional Services	(19,698.13)			(19,698.13)
Total Purchased Professional and Technical Services	(\$19,698.13)			(\$19,698.13)
Total 1400 Other Instructional Programs – Elementary / Secondary	(\$19,698.13)	\$312,216.51	\$601,933.55	\$894,451.93

LEA : 112011603 Conewago Valley SD

Printed 11/27/2023 1:04:30 PM

General Fund (10)

1410 Drivers' Education

	<u>Elementary</u>	<u>Secondary</u>	<u>Federal</u>	<u>Total</u>
100 <u>Personnel Services – Salaries</u>				
100 Personnel Services – Salaries		184,974.68		184,974.68
Total Personnel Services – Salaries		\$184,974.68		\$184,974.68
200 <u>Personnel Services – Employee Benefits</u>				
210 Group Insurance – Contracted Provider		34,208.69		34,208.69
220 Social Security Contributions		13,088.42		13,088.42
230 PSERS Retirement Contributions		65,222.13		65,222.13
260 Workers' Compensation		426.26		426.26
Total Personnel Services – Employee Benefits		\$112,945.50		\$112,945.50
Total 1410 Drivers' Education		\$297,920.18		\$297,920.18

LEA : 112011603 Conewago Valley SD

Printed 11/27/2023 1:04:30 PM

General Fund (10)

1430 Homebound Instruction	<u>Elementary</u>	<u>Secondary</u>	<u>Federal</u>	<u>Total</u>
100 <u>Personnel Services – Salaries</u>				
100 Personnel Services – Salaries		10,003.77		10,003.77
Total Personnel Services – Salaries		\$10,003.77		\$10,003.77
200 <u>Personnel Services – Employee Benefits</u>				
210 Group Insurance – Contracted Provider		765.25		765.25
230 PSERS Retirement Contributions		3,527.31		3,527.31
Total Personnel Services – Employee Benefits		\$4,292.56		\$4,292.56
300 <u>Purchased Professional and Technical Services</u>				
330 Other Professional Services	(19,698.13)			(19,698.13)
Total Purchased Professional and Technical Services	(\$19,698.13)			(\$19,698.13)
Total 1430 Homebound Instruction	(\$19,698.13)	\$14,296.33		(\$5,401.80)

LEA : 112011603 Conewago Valley SD

Printed 11/27/2023 1:04:30 PM

General Fund (10)

1490 Additional Other Instructional Programs	<u>Elementary</u>	<u>Secondary</u>	<u>Federal</u>	<u>Total</u>
100 <u>Personnel Services – Salaries</u>				
100 Personnel Services – Salaries			473,468.55	473,468.55
Total Personnel Services – Salaries			\$473,468.55	\$473,468.55
200 <u>Personnel Services – Employee Benefits</u>				
220 Social Security Contributions			15,311.71	15,311.71
230 PSERS Retirement Contributions			113,153.29	113,153.29
Total Personnel Services – Employee Benefits			\$128,465.00	\$128,465.00
Total 1490 Additional Other Instructional Programs			\$601,933.55	\$601,933.55

LEA : 112011603 Conewago Valley SD

Printed 11/27/2023 1:04:30 PM

General Fund (10)

1500 Nonpublic School Programs	<u>Elementary</u>	<u>Secondary</u>	<u>Federal</u>	<u>Total</u>
300 <u>Purchased Professional and Technical Services</u>				
329 Professional Educational Services – Other				3,646.60
Total Purchased Professional and Technical Services				\$3,646.60
600 <u>Supplies</u>				
610 General Supplies			7,720.65	7,720.65
Total Supplies			\$7,720.65	\$7,720.65
Total 1500 Nonpublic School Programs			\$7,720.65	\$11,367.25

LEA : 112011603 Conewago Valley SD

Printed 11/27/2023 1:04:33 PM

General Fund (10)

2000 Support Services		<u>Total</u>
100 Personnel Services – Salaries		
100 Personnel Services – Salaries		5,551,900.74
Total Personnel Services – Salaries		\$5,551,900.74
200 Personnel Services – Employee Benefits		
210 Group Insurance – Contracted Provider		1,582,586.73
220 Social Security Contributions		412,662.61
230 PSERS Retirement Contributions		1,916,770.98
240 Tuition Reimbursement		268,123.66
260 Workers' Compensation		19,713.62
Total Personnel Services – Employee Benefits		\$4,199,857.60
300 Purchased Professional and Technical Services		
323 Professional Educational Services – Other Educational Agencies		100.00
329 Professional Educational Services – Other		2,008,868.18
330 Other Professional Services		59,269.12
Total Purchased Professional and Technical Services		\$2,068,237.30
400 Purchased Property Services		
410 Cleaning Services		147,000.65
420 Utility Services		328,386.46
430 Repairs and Maintenance Services		32,624.27
460 Extermination Services		5,680.90
Total Purchased Property Services		\$513,692.28
500 Other Purchased Services		
513 Contracted Carriers		2,277,069.99
516 Student Transportation Services From the IU		490,639.15
522 Automotive Liability Insurance		5,304.00
523 General Property and Liability Insurance		146,029.00
530 Communications		21,569.99
549 Other Advertising/Public Relations		3,491.55
580 Travel		21,519.17
595 IU Payments By Withholding		5,368.46
Total Other Purchased Services		\$2,970,991.31
600 Supplies		
610 General Supplies		793,500.04
620 Energy		924,517.50
640 Books and Periodicals		75,560.17
Total Supplies		\$1,793,577.71
700 Property		
752 Capital Equipment – Original and Additional		234,571.36
Total Property		\$234,571.36
800 Other Objects		
810 Dues and Fees		17,071.42

LEA : 112011603 Conewago Valley SD

Printed 11/27/2023 1:04:33 PM

General Fund (10)		
2000 Support Services		<u>Total</u>
800 <u>Other Objects</u>		
890 Miscellaneous Expenditures		131.30
Total Other Objects		\$17,202.72
Total 2000 Support Services		\$17,350,031.02

LEA : 112011603 Conewago Valley SD

Printed 11/27/2023 1:04:33 PM

General Fund (10)

2100 Support Services – Students	Elementary	Secondary	Federal	Total
100 <u>Personnel Services – Salaries</u>				
100 Personnel Services – Salaries	387,566.83	664,542.06		1,096,928.61
Total Personnel Services – Salaries	\$387,566.83	\$664,542.06		\$1,096,928.61
200 <u>Personnel Services – Employee Benefits</u>				
210 Group Insurance – Contracted Provider	63,625.11	151,905.33		232,546.57
220 Social Security Contributions	26,768.65	50,678.63		80,830.58
230 PSERS Retirement Contributions	127,756.32	243,083.41		386,643.08
260 Workers' Compensation	991.95	2,216.21		3,434.26
Total Personnel Services – Employee Benefits	\$219,142.03	\$447,883.58		\$703,454.49
300 <u>Purchased Professional and Technical Services</u>				
329 Professional Educational Services – Other			5,000.00	5,000.00
Total Purchased Professional and Technical Services			\$5,000.00	\$5,000.00
500 <u>Other Purchased Services</u>				
530 Communications				2,957.73
580 Travel		253.13		253.13
Total Other Purchased Services		\$253.13		\$3,210.86
600 <u>Supplies</u>				
610 General Supplies	540.55	1,447.88		1,988.43
Total Supplies	\$540.55	\$1,447.88		\$1,988.43
Total 2100 Support Services – Students	\$607,249.41	\$1,114,126.65	\$5,000.00	\$1,810,582.39

LEA : 112011603 Conewago Valley SD

Printed 11/27/2023 1:04:33 PM

General Fund (10)

2120 Guidance Services	Elementary	Secondary	Federal	Total
100 <u>Personnel Services – Salaries</u>				
100 Personnel Services – Salaries	387,566.83	664,542.06		1,052,108.89
Total Personnel Services – Salaries	\$387,566.83	\$664,542.06		\$1,052,108.89
200 <u>Personnel Services – Employee Benefits</u>				
210 Group Insurance – Contracted Provider	63,625.11	151,905.33		215,530.44
220 Social Security Contributions	26,768.65	50,678.63		77,447.28
230 PSERS Retirement Contributions	127,756.32	243,083.41		370,839.73
260 Workers' Compensation	991.95	2,216.21		3,208.16
Total Personnel Services – Employee Benefits	\$219,142.03	\$447,883.58		\$667,025.61
300 <u>Purchased Professional and Technical Services</u>				
329 Professional Educational Services – Other			5,000.00	5,000.00
Total Purchased Professional and Technical Services			\$5,000.00	\$5,000.00
500 <u>Other Purchased Services</u>				
580 Travel		253.13		253.13
Total Other Purchased Services		\$253.13		\$253.13
600 <u>Supplies</u>				
610 General Supplies	540.55	1,447.88		1,988.43
Total Supplies	\$540.55	\$1,447.88		\$1,988.43
Total 2120 Guidance Services	\$607,249.41	\$1,114,126.65	\$5,000.00	\$1,726,376.06

LEA : 112011603 Conewago Valley SD

Printed 11/27/2023 1:04:33 PM

General Fund (10)

2130 Attendance Services

Elementary Secondary Federal Total

100 <u>Personnel Services – Salaries</u>				
100 Personnel Services – Salaries				44,819.72
Total Personnel Services – Salaries				\$44,819.72
200 <u>Personnel Services – Employee Benefits</u>				
210 Group Insurance – Contracted Provider				17,016.13
220 Social Security Contributions				3,383.30
230 PSERS Retirement Contributions				15,803.35
260 Workers' Compensation				226.10
Total Personnel Services – Employee Benefits				\$36,428.88
500 <u>Other Purchased Services</u>				
530 Communications				2,957.73
Total Other Purchased Services				\$2,957.73
Total 2130 Attendance Services				\$84,206.33

LEA : 112011603 Conewago Valley SD

Printed 11/27/2023 1:04:33 PM

General Fund (10)

2200 Support Services – Instructional Staff

	Elementary	Secondary	Federal	Total
100 Personnel Services – Salaries				
100 Personnel Services – Salaries	638,383.58	494,365.45		1,132,749.03
Total Personnel Services – Salaries	\$638,383.58	\$494,365.45		\$1,132,749.03
200 Personnel Services – Employee Benefits				
210 Group Insurance – Contracted Provider	178,058.40	140,265.42		318,323.82
220 Social Security Contributions	48,346.18	37,932.74		86,278.92
230 PSERS Retirement Contributions	226,268.70	175,837.38		402,106.08
240 Tuition Reimbursement	153,884.41	114,239.25		268,123.66
260 Workers' Compensation	2,446.31	2,128.95		4,575.26
Total Personnel Services – Employee Benefits	\$609,004.00	\$470,403.74		\$1,079,407.74
300 Purchased Professional and Technical Services				
323 Professional Educational Services – Other Educational Agencies	45.00	55.00		100.00
329 Professional Educational Services – Other	191,169.69	288,323.47	71,810.61	551,303.77
Total Purchased Professional and Technical Services	\$191,214.69	\$288,378.47	\$71,810.61	\$551,403.77
400 Purchased Property Services				
430 Repairs and Maintenance Services	(2,015.14)	(2,462.94)		(4,478.08)
Total Purchased Property Services	(\$2,015.14)	(\$2,462.94)		(\$4,478.08)
500 Other Purchased Services				
580 Travel	6,293.81	7,692.44	1,500.00	15,486.25
Total Other Purchased Services	\$6,293.81	\$7,692.44	\$1,500.00	\$15,486.25
600 Supplies				
610 General Supplies	112,983.97	137,449.81	326,171.18	576,604.96
640 Books and Periodicals	35,956.82	39,477.08		75,433.90
Total Supplies	\$148,940.79	\$176,926.89	\$326,171.18	\$652,038.86
700 Property				
752 Capital Equipment – Original and Additional	75,432.41	159,138.95		234,571.36
Total Property	\$75,432.41	\$159,138.95		\$234,571.36
800 Other Objects				
810 Dues and Fees	200.00	354.00		554.00
Total Other Objects	\$200.00	\$354.00		\$554.00
Total 2200 Support Services – Instructional Staff	\$1,667,454.14	\$1,594,797.00	\$399,481.79	\$3,661,732.93

LEA : 112011603 Conewago Valley SD

Printed 11/27/2023 1:04:33 PM

General Fund (10)

2220 Technology Support Services	Elementary	Secondary	Federal	Total
100 Personnel Services – Salaries				
100 Personnel Services – Salaries	182,912.18	223,559.33		406,471.51
Total Personnel Services – Salaries	\$182,912.18	\$223,559.33		\$406,471.51
200 Personnel Services – Employee Benefits				
210 Group Insurance – Contracted Provider	65,163.35	79,644.10		144,807.45
220 Social Security Contributions	13,677.81	16,717.32		30,395.13
230 PSERS Retirement Contributions	62,769.65	76,718.47		139,488.12
260 Workers' Compensation	821.37	1,003.89		1,825.26
Total Personnel Services – Employee Benefits	\$142,432.18	\$174,083.78		\$316,515.96
300 Purchased Professional and Technical Services				
329 Professional Educational Services – Other	105,727.39	183,894.00		289,621.39
Total Purchased Professional and Technical Services	\$105,727.39	\$183,894.00		\$289,621.39
400 Purchased Property Services				
430 Repairs and Maintenance Services	(2,015.14)	(2,462.94)		(4,478.08)
Total Purchased Property Services	(\$2,015.14)	(\$2,462.94)		(\$4,478.08)
500 Other Purchased Services				
580 Travel	1,957.05	2,391.95		4,349.00
Total Other Purchased Services	\$1,957.05	\$2,391.95		\$4,349.00
600 Supplies				
610 General Supplies	72,630.64	88,770.79	286,970.30	448,371.73
Total Supplies	\$72,630.64	\$88,770.79	\$286,970.30	\$448,371.73
700 Property				
752 Capital Equipment – Original and Additional	75,432.41	159,138.95		234,571.36
Total Property	\$75,432.41	\$159,138.95		\$234,571.36
Total 2220 Technology Support Services	\$579,076.71	\$829,375.86	\$286,970.30	\$1,695,422.87

LEA : 112011603 Conewago Valley SD

Printed 11/27/2023 1:04:33 PM

General Fund (10)

2250 School Library Services	Elementary	Secondary	Federal	Total
100 Personnel Services – Salaries				
100 Personnel Services – Salaries	336,135.42	124,951.01		461,086.43
Total Personnel Services – Salaries	\$336,135.42	\$124,951.01		\$461,086.43
200 Personnel Services – Employee Benefits				
210 Group Insurance – Contracted Provider	73,428.80	12,384.79		85,813.59
220 Social Security Contributions	24,882.54	9,254.97		34,137.51
230 PSERS Retirement Contributions	118,399.37	43,997.07		162,396.44
260 Workers' Compensation	1,201.89	608.00		1,809.89
Total Personnel Services – Employee Benefits	\$217,912.60	\$66,244.83		\$284,157.43
600 Supplies				
610 General Supplies	1,207.40	834.00		2,041.40
640 Books and Periodicals	7,421.89	4,601.06		12,022.95
Total Supplies	\$8,629.29	\$5,435.06		\$14,064.35
Total 2250 School Library Services	\$562,677.31	\$196,630.90		\$759,308.21

LEA : 112011603 Conewago Valley SD

Printed 11/27/2023 1:04:33 PM

General Fund (10)

2260 Instruction and Curriculum Development Services	<u>Elementary</u>	<u>Secondary</u>	<u>Federal</u>	<u>Total</u>
100 <u>Personnel Services – Salaries</u>				
100 Personnel Services – Salaries	119,335.98	145,855.11		265,191.09
Total Personnel Services – Salaries	\$119,335.98	\$145,855.11		\$265,191.09
200 <u>Personnel Services – Employee Benefits</u>				
210 Group Insurance – Contracted Provider	39,466.25	48,236.53		87,702.78
220 Social Security Contributions	9,785.83	11,960.45		21,746.28
230 PSERS Retirement Contributions	45,099.68	55,121.84		100,221.52
260 Workers' Compensation	423.05	517.06		940.11
Total Personnel Services – Employee Benefits	\$94,774.81	\$115,835.88		\$210,610.69
300 <u>Purchased Professional and Technical Services</u>				
323 Professional Educational Services – Other Educational Agencies	45.00	55.00		100.00
329 Professional Educational Services – Other	85,442.30	104,429.47	69,582.48	259,454.25
Total Purchased Professional and Technical Services	\$85,487.30	\$104,484.47	\$69,582.48	\$259,554.25
500 <u>Other Purchased Services</u>				
580 Travel	4,336.76	5,300.49	1,500.00	11,137.25
Total Other Purchased Services	\$4,336.76	\$5,300.49	\$1,500.00	\$11,137.25
600 <u>Supplies</u>				
610 General Supplies	39,145.93	47,845.02	39,200.88	126,191.83
640 Books and Periodicals	28,534.93	34,876.02		63,410.95
Total Supplies	\$67,680.86	\$82,721.04	\$39,200.88	\$189,602.78
800 <u>Other Objects</u>				
810 Dues and Fees	200.00	354.00		554.00
Total Other Objects	\$200.00	\$354.00		\$554.00
Total 2260 Instruction and Curriculum Development Services	\$371,815.71	\$454,550.99	\$110,283.36	\$936,650.06

LEA : 112011603 Conewago Valley SD

Printed 11/27/2023 1:04:33 PM

General Fund (10)

2270 Instructional Staff Professional Development Services	<u>Elementary</u>	<u>Secondary</u>	<u>Federal</u>	<u>Total</u>
200 <u>Personnel Services – Employee Benefits</u>				
240 Tuition Reimbursement	153,884.41	114,239.25		268,123.66
Total Personnel Services – Employee Benefits	\$153,884.41	\$114,239.25		\$268,123.66
300 <u>Purchased Professional and Technical Services</u>				
329 Professional Educational Services – Other			2,228.13	2,228.13
Total Purchased Professional and Technical Services			\$2,228.13	\$2,228.13
Total 2270 Instructional Staff Professional Development Services	\$153,884.41	\$114,239.25	\$2,228.13	\$270,351.79

LEA : 112011603 Conewago Valley SD

Printed 11/27/2023 1:04:33 PM

General Fund (10)

2300 Support Services – Administration	<u>Elementary</u>	<u>Secondary</u>	<u>Federal</u>	<u>Total</u>
100 <u>Personnel Services – Salaries</u>				
100 Personnel Services – Salaries	814,489.07	794,538.30		2,099,036.79
Total Personnel Services – Salaries	\$814,489.07	\$794,538.30		\$2,099,036.79
200 <u>Personnel Services – Employee Benefits</u>				
210 Group Insurance – Contracted Provider	263,949.37	236,605.95		577,544.81
220 Social Security Contributions	59,491.75	59,633.52		154,128.79
230 PSERS Retirement Contributions	285,543.51	279,494.43		704,867.59
260 Workers' Compensation	2,771.01	2,462.13		6,104.52
Total Personnel Services – Employee Benefits	\$611,755.64	\$578,196.03		\$1,442,645.71
300 <u>Purchased Professional and Technical Services</u>				
329 Professional Educational Services – Other				38,479.81
330 Other Professional Services				59,269.12
Total Purchased Professional and Technical Services				\$97,748.93
500 <u>Other Purchased Services</u>				
530 Communications				4,228.50
549 Other Advertising/Public Relations				3,491.55
580 Travel	187.50			2,601.25
Total Other Purchased Services	\$187.50			\$10,321.30
600 <u>Supplies</u>				
610 General Supplies	614.07	1,064.72		17,364.26
640 Books and Periodicals	33.53	92.74		126.27
Total Supplies	\$647.60	\$1,157.46		\$17,490.53
800 <u>Other Objects</u>				
810 Dues and Fees	2,704.00	4,417.50		13,380.50
Total Other Objects	\$2,704.00	\$4,417.50		\$13,380.50
Total 2300 Support Services – Administration	\$1,429,783.81	\$1,378,309.29		\$3,680,623.76

LEA : 112011603 Conewago Valley SD

Printed 11/27/2023 1:04:33 PM

General Fund (10)

2310 Board Services

Elementary Secondary Federal Total

100 <u>Personnel Services – Salaries</u>				
100 Personnel Services – Salaries				67,499.87
Total Personnel Services – Salaries				\$67,499.87
200 <u>Personnel Services – Employee Benefits</u>				
210 Group Insurance – Contracted Provider				12,970.70
220 Social Security Contributions				5,152.70
230 PSERS Retirement Contributions				23,800.47
260 Workers' Compensation				128.25
Total Personnel Services – Employee Benefits				\$42,052.12
300 <u>Purchased Professional and Technical Services</u>				
330 Other Professional Services				12,900.00
Total Purchased Professional and Technical Services				\$12,900.00
500 <u>Other Purchased Services</u>				
549 Other Advertising/Public Relations				3,491.55
Total Other Purchased Services				\$3,491.55
800 <u>Other Objects</u>				
810 Dues and Fees				2,860.00
Total Other Objects				\$2,860.00
Total 2310 Board Services				\$128,803.54

LEA : 112011603 Conewago Valley SD

Printed 11/27/2023 1:04:33 PM

General Fund (10)

2330 Tax Assessment and Collection Services	<u>Elementary</u>	<u>Secondary</u>	<u>Federal</u>	<u>Total</u>
100 <u>Personnel Services – Salaries</u>				
100 Personnel Services – Salaries				82,384.95
Total Personnel Services – Salaries				\$82,384.95
200 <u>Personnel Services – Employee Benefits</u>				
220 Social Security Contributions				6,302.49
Total Personnel Services – Employee Benefits				\$6,302.49
300 <u>Purchased Professional and Technical Services</u>				
329 Professional Educational Services – Other				8,063.78
Total Purchased Professional and Technical Services				\$8,063.78
500 <u>Other Purchased Services</u>				
530 Communications				4,228.50
Total Other Purchased Services				\$4,228.50
600 <u>Supplies</u>				
610 General Supplies				1,386.17
Total Supplies				\$1,386.17
Total 2330 Tax Assessment and Collection Services				\$102,365.89

LEA : 112011603 Conewago Valley SD

Printed 11/27/2023 1:04:33 PM

General Fund (10)				
2350 Legal and Accounting Services	<u>Elementary</u>	<u>Secondary</u>	<u>Federal</u>	<u>Total</u>
300 <u>Purchased Professional and Technical Services</u>				
330 Other Professional Services				46,369.12
Total Purchased Professional and Technical Services				\$46,369.12
Total 2350 Legal and Accounting Services				\$46,369.12

LEA : 112011603 Conewago Valley SD

Printed 11/27/2023 1:04:33 PM

General Fund (10)				
2360 Office of the Superintendent / Executive Director Services	<u>Elementary</u>	<u>Secondary</u>	<u>Federal</u>	<u>Total</u>
100 <u>Personnel Services – Salaries</u>				
100 Personnel Services – Salaries				294,499.96
Total Personnel Services – Salaries				\$294,499.96
200 <u>Personnel Services – Employee Benefits</u>				
210 Group Insurance – Contracted Provider				51,269.22
220 Social Security Contributions				20,081.49
230 PSERS Retirement Contributions				100,009.82
260 Workers' Compensation				618.22
Total Personnel Services – Employee Benefits				\$171,978.75
300 <u>Purchased Professional and Technical Services</u>				
329 Professional Educational Services – Other				30,416.03
Total Purchased Professional and Technical Services				\$30,416.03
500 <u>Other Purchased Services</u>				
580 Travel				1,971.25
Total Other Purchased Services				\$1,971.25
600 <u>Supplies</u>				
610 General Supplies				14,299.30
Total Supplies				\$14,299.30
800 <u>Other Objects</u>				
810 Dues and Fees				3,399.00
Total Other Objects				\$3,399.00
Total 2360 Office of the Superintendent / Executive Director Services				\$516,564.29

LEA : 112011603 Conewago Valley SD

Printed 11/27/2023 1:04:33 PM

General Fund (10)

2370 Community Relations Services	<u>Elementary</u>	<u>Secondary</u>	<u>Federal</u>	<u>Total</u>
100 <u>Personnel Services – Salaries</u>				
100 Personnel Services – Salaries				45,624.64
Total Personnel Services – Salaries				\$45,624.64
200 <u>Personnel Services – Employee Benefits</u>				
210 Group Insurance – Contracted Provider				12,749.57
220 Social Security Contributions				3,466.84
230 PSERS Retirement Contributions				16,019.36
260 Workers' Compensation				124.91
Total Personnel Services – Employee Benefits				\$32,360.68
500 <u>Other Purchased Services</u>				
580 Travel				442.50
Total Other Purchased Services				\$442.50
Total 2370 Community Relations Services				\$78,427.82

LEA : 112011603 Conewago Valley SD

Printed 11/27/2023 1:04:33 PM

General Fund (10)

2380 Office of the Principal Services	Elementary	Secondary	Federal	Total
100 <u>Personnel Services – Salaries</u>				
100 Personnel Services – Salaries	814,489.07	794,538.30		1,609,027.37
Total Personnel Services – Salaries	\$814,489.07	\$794,538.30		\$1,609,027.37
200 <u>Personnel Services – Employee Benefits</u>				
210 Group Insurance – Contracted Provider	263,949.37	236,605.95		500,555.32
220 Social Security Contributions	59,491.75	59,633.52		119,125.27
230 PSERS Retirement Contributions	285,543.51	279,494.43		565,037.94
260 Workers' Compensation	2,771.01	2,462.13		5,233.14
Total Personnel Services – Employee Benefits	\$611,755.64	\$578,196.03		\$1,189,951.67
500 <u>Other Purchased Services</u>				
580 Travel	187.50			187.50
Total Other Purchased Services	\$187.50			\$187.50
600 <u>Supplies</u>				
610 General Supplies	614.07	1,064.72		1,678.79
640 Books and Periodicals	33.53	92.74		126.27
Total Supplies	\$647.60	\$1,157.46		\$1,805.06
800 <u>Other Objects</u>				
810 Dues and Fees	2,704.00	4,417.50		7,121.50
Total Other Objects	\$2,704.00	\$4,417.50		\$7,121.50
Total 2380 Office of the Principal Services	\$1,429,783.81	\$1,378,309.29		\$2,808,093.10

LEA : 112011603 Conewago Valley SD

Printed 11/27/2023 1:04:33 PM

General Fund (10)				
2400 Support Services – Pupil Health	<u>Elementary</u>	<u>Secondary</u>	<u>Federal</u>	<u>Total</u>
100 <u>Personnel Services – Salaries</u>				
100 Personnel Services – Salaries				378,961.19
Total Personnel Services – Salaries				\$378,961.19
200 <u>Personnel Services – Employee Benefits</u>				
210 Group Insurance – Contracted Provider				98,708.85
220 Social Security Contributions				27,757.15
230 PSERS Retirement Contributions				133,640.67
260 Workers' Compensation				1,341.32
Total Personnel Services – Employee Benefits				\$261,447.99
300 <u>Purchased Professional and Technical Services</u>				
329 Professional Educational Services – Other				1,184.00
Total Purchased Professional and Technical Services				\$1,184.00
500 <u>Other Purchased Services</u>				
580 Travel				11.25
Total Other Purchased Services				\$11.25
600 <u>Supplies</u>				
610 General Supplies				3,664.89
Total Supplies				\$3,664.89
800 <u>Other Objects</u>				
810 Dues and Fees				122.00
Total Other Objects				\$122.00
Total 2400 Support Services – Pupil Health				\$645,391.32

LEA : 112011603 Conewago Valley SD

Printed 11/27/2023 1:04:33 PM

General Fund (10)

2420 Medical Services

Elementary Secondary Federal Total

100 <u>Personnel Services – Salaries</u>				
100 Personnel Services – Salaries				339,608.75
Total Personnel Services – Salaries				\$339,608.75
200 <u>Personnel Services – Employee Benefits</u>				
210 Group Insurance – Contracted Provider				72,798.45
220 Social Security Contributions				24,866.13
230 PSERS Retirement Contributions				119,764.93
260 Workers' Compensation				1,103.82
Total Personnel Services – Employee Benefits				\$218,533.33
300 <u>Purchased Professional and Technical Services</u>				
329 Professional Educational Services – Other				1,184.00
Total Purchased Professional and Technical Services				\$1,184.00
500 <u>Other Purchased Services</u>				
580 Travel				11.25
Total Other Purchased Services				\$11.25
600 <u>Supplies</u>				
610 General Supplies				3,664.89
Total Supplies				\$3,664.89
800 <u>Other Objects</u>				
810 Dues and Fees				122.00
Total Other Objects				\$122.00
Total 2420 Medical Services				\$563,124.22

LEA : 112011603 Conewago Valley SD

Printed 11/27/2023 1:04:33 PM

General Fund (10)

2450 Nonpublic Health Services	<u>Elementary</u>	<u>Secondary</u>	<u>Federal</u>	<u>Total</u>
100 <u>Personnel Services – Salaries</u>				
100 Personnel Services – Salaries				39,352.44
Total Personnel Services – Salaries				\$39,352.44
200 <u>Personnel Services – Employee Benefits</u>				
210 Group Insurance – Contracted Provider				25,910.40
220 Social Security Contributions				2,891.02
230 PSERS Retirement Contributions				13,875.74
260 Workers' Compensation				237.50
Total Personnel Services – Employee Benefits				\$42,914.66
Total 2450 Nonpublic Health Services				\$82,267.10

LEA : 112011603 Conewago Valley SD

Printed 11/27/2023 1:04:33 PM

General Fund (10)				
2500 Support Services – Business	<u>Elementary</u>	<u>Secondary</u>	<u>Federal</u>	<u>Total</u>
100 <u>Personnel Services – Salaries</u>				
100 Personnel Services – Salaries				230,479.33
Total Personnel Services – Salaries				\$230,479.33
200 <u>Personnel Services – Employee Benefits</u>				
210 Group Insurance – Contracted Provider				89,957.45
220 Social Security Contributions				17,249.91
230 PSERS Retirement Contributions				81,140.11
260 Workers' Compensation				873.72
Total Personnel Services – Employee Benefits				\$189,221.19
300 <u>Purchased Professional and Technical Services</u>				
329 Professional Educational Services – Other				231,935.61
Total Purchased Professional and Technical Services				\$231,935.61
500 <u>Other Purchased Services</u>				
530 Communications				10,064.61
580 Travel				1,317.29
Total Other Purchased Services				\$11,381.90
600 <u>Supplies</u>				
610 General Supplies				5,717.74
Total Supplies				\$5,717.74
800 <u>Other Objects</u>				
810 Dues and Fees				2,914.92
Total Other Objects				\$2,914.92
Total 2500 Support Services – Business				\$671,650.69

LEA : 112011603 Conewago Valley SD

Printed 11/27/2023 1:04:33 PM

General Fund (10)				
2510 Fiscal Services	<u>Elementary</u>	<u>Secondary</u>	<u>Federal</u>	<u>Total</u>
100 <u>Personnel Services – Salaries</u>				
100 Personnel Services – Salaries				230,479.33
Total Personnel Services – Salaries				\$230,479.33
200 <u>Personnel Services – Employee Benefits</u>				
210 Group Insurance – Contracted Provider				89,957.45
220 Social Security Contributions				17,249.91
230 PSERS Retirement Contributions				81,140.11
260 Workers' Compensation				873.72
Total Personnel Services – Employee Benefits				\$189,221.19
300 <u>Purchased Professional and Technical Services</u>				
329 Professional Educational Services – Other				231,935.61
Total Purchased Professional and Technical Services				\$231,935.61
500 <u>Other Purchased Services</u>				
530 Communications				10,064.61
580 Travel				1,317.29
Total Other Purchased Services				\$11,381.90
600 <u>Supplies</u>				
610 General Supplies				5,717.74
Total Supplies				\$5,717.74
800 <u>Other Objects</u>				
810 Dues and Fees				2,914.92
Total Other Objects				\$2,914.92
Total 2510 Fiscal Services				\$671,650.69

LEA : 112011603 Conewago Valley SD

Printed 11/27/2023 1:04:33 PM

General Fund (10)				
2515 Financial Accounting Services	<u>Elementary</u>	<u>Secondary</u>	<u>Federal</u>	<u>Total</u>
100 <u>Personnel Services – Salaries</u>				
100 Personnel Services – Salaries				230,479.33
Total Personnel Services – Salaries				\$230,479.33
200 <u>Personnel Services – Employee Benefits</u>				
210 Group Insurance – Contracted Provider				89,957.45
220 Social Security Contributions				17,249.91
230 PSERS Retirement Contributions				81,140.11
260 Workers' Compensation				873.72
Total Personnel Services – Employee Benefits				\$189,221.19
300 <u>Purchased Professional and Technical Services</u>				
329 Professional Educational Services – Other				231,935.61
Total Purchased Professional and Technical Services				\$231,935.61
500 <u>Other Purchased Services</u>				
530 Communications				10,064.61
580 Travel				1,317.29
Total Other Purchased Services				\$11,381.90
600 <u>Supplies</u>				
610 General Supplies				5,717.74
Total Supplies				\$5,717.74
800 <u>Other Objects</u>				
810 Dues and Fees				2,914.92
Total Other Objects				\$2,914.92
Total 2515 Financial Accounting Services				\$671,650.69

LEA : 112011603 Conewago Valley SD

Printed 11/27/2023 1:04:33 PM

General Fund (10)				
2600 Operation and Maintenance of Plant Services	<u>Elementary</u>	<u>Secondary</u>	<u>Federal</u>	<u>Total</u>
100 <u>Personnel Services – Salaries</u>				
100 Personnel Services – Salaries				558,059.79
Total Personnel Services – Salaries				\$558,059.79
200 <u>Personnel Services – Employee Benefits</u>				
210 Group Insurance – Contracted Provider				234,974.81
220 Social Security Contributions				42,339.14
230 PSERS Retirement Contributions				188,865.61
260 Workers' Compensation				3,019.44
Total Personnel Services – Employee Benefits				\$469,199.00
300 <u>Purchased Professional and Technical Services</u>				
329 Professional Educational Services – Other			1,158,018.74	1,169,368.74
Total Purchased Professional and Technical Services			\$1,158,018.74	\$1,169,368.74
400 <u>Purchased Property Services</u>				
410 Cleaning Services				147,000.65
420 Utility Services				328,386.46
430 Repairs and Maintenance Services				23,859.78
460 Extermination Services				5,680.90
Total Purchased Property Services				\$504,927.79
500 <u>Other Purchased Services</u>				
523 General Property and Liability Insurance				146,029.00
530 Communications				4,319.15
580 Travel				1,850.00
Total Other Purchased Services				\$152,198.15
600 <u>Supplies</u>				
610 General Supplies	66,277.15	80,352.26	41,513.35	188,142.76
620 Energy				575,301.75
Total Supplies	\$66,277.15	\$80,352.26	\$41,513.35	\$763,444.51
800 <u>Other Objects</u>				
810 Dues and Fees				100.00
Total Other Objects				\$100.00
Total 2600 Operation and Maintenance of Plant Services	\$66,277.15	\$80,352.26	\$1,199,532.09	\$3,617,297.98

LEA : 112011603 Conewago Valley SD

Printed 11/27/2023 1:04:33 PM

General Fund (10)				
2620 Operation of Buildings Services	<u>Elementary</u>	<u>Secondary</u>	<u>Federal</u>	<u>Total</u>
100 <u>Personnel Services – Salaries</u>				
100 Personnel Services – Salaries				558,059.79
Total Personnel Services – Salaries				\$558,059.79
200 <u>Personnel Services – Employee Benefits</u>				
210 Group Insurance – Contracted Provider				234,974.81
220 Social Security Contributions				42,339.14
230 PSERS Retirement Contributions				188,865.61
260 Workers' Compensation				3,019.44
Total Personnel Services – Employee Benefits				\$469,199.00
300 <u>Purchased Professional and Technical Services</u>				
329 Professional Educational Services – Other			1,158,018.74	1,158,018.74
Total Purchased Professional and Technical Services			\$1,158,018.74	\$1,158,018.74
400 <u>Purchased Property Services</u>				
410 Cleaning Services				110,990.37
420 Utility Services				313,103.86
430 Repairs and Maintenance Services				14,906.00
460 Extermination Services				5,680.90
Total Purchased Property Services				\$444,681.13
500 <u>Other Purchased Services</u>				
523 General Property and Liability Insurance				146,029.00
530 Communications				4,319.15
580 Travel				1,850.00
Total Other Purchased Services				\$152,198.15
600 <u>Supplies</u>				
610 General Supplies	66,217.93	80,279.88	41,513.35	188,011.16
620 Energy				575,301.75
Total Supplies	\$66,217.93	\$80,279.88	\$41,513.35	\$763,312.91
800 <u>Other Objects</u>				
810 Dues and Fees				100.00
Total Other Objects				\$100.00
Total 2620 Operation of Buildings Services	\$66,217.93	\$80,279.88	\$1,199,532.09	\$3,545,569.72

LEA : 112011603 Conewago Valley SD

Printed 11/27/2023 1:04:33 PM

General Fund (10)

2630 Care and Upkeep of Grounds Services	<u>Elementary</u>	<u>Secondary</u>	<u>Federal</u>	<u>Total</u>
400 <u>Purchased Property Services</u>				
410 Cleaning Services				36,010.28
420 Utility Services				15,282.60
430 Repairs and Maintenance Services				8,953.78
Total Purchased Property Services				\$60,246.66
Total 2630 Care and Upkeep of Grounds Services				\$60,246.66

LEA : 112011603 Conewago Valley SD

Printed 11/27/2023 1:04:33 PM

General Fund (10)

2660 Safety and Security Services	<u>Elementary</u>	<u>Secondary</u>	<u>Federal</u>	<u>Total</u>
300 <u>Purchased Professional and Technical Services</u>				
329 Professional Educational Services – Other				11,350.00
Total Purchased Professional and Technical Services				\$11,350.00
600 <u>Supplies</u>				
610 General Supplies	59.22	72.38		131.60
Total Supplies	\$59.22	\$72.38		\$131.60
Total 2660 Safety and Security Services	\$59.22	\$72.38		\$11,481.60

LEA : 112011603 Conewago Valley SD

Printed 11/27/2023 1:04:33 PM

General Fund (10)				
2700 Student Transportation Services				
	<u>Elementary</u>	<u>Secondary</u>	<u>Federal</u>	<u>Total</u>
100 <u>Personnel Services – Salaries</u>				
100 Personnel Services – Salaries				55,686.00
Total Personnel Services – Salaries				\$55,686.00
200 <u>Personnel Services – Employee Benefits</u>				
210 Group Insurance – Contracted Provider				30,530.42
220 Social Security Contributions				4,078.12
230 PSERS Retirement Contributions				19,507.84
260 Workers' Compensation				365.10
Total Personnel Services – Employee Benefits				\$54,481.48
300 <u>Purchased Professional and Technical Services</u>				
329 Professional Educational Services – Other				4,350.00
Total Purchased Professional and Technical Services				\$4,350.00
400 <u>Purchased Property Services</u>				
430 Repairs and Maintenance Services				13,242.57
Total Purchased Property Services				\$13,242.57
500 <u>Other Purchased Services</u>				
513 Contracted Carriers			1,000.00	2,277,069.99
516 Student Transportation Services From the IU				490,639.15
522 Automotive Liability Insurance				5,304.00
Total Other Purchased Services			\$1,000.00	\$2,773,013.14
600 <u>Supplies</u>				
610 General Supplies				17.00
620 Energy				349,215.75
Total Supplies				\$349,232.75
800 <u>Other Objects</u>				
890 Miscellaneous Expenditures				131.30
Total Other Objects				\$131.30
Total 2700 Student Transportation Services			\$1,000.00	\$3,250,137.24

LEA : 112011603 Conewago Valley SD

Printed 11/27/2023 1:04:33 PM

General Fund (10)				
2720 Vehicle Operation Services				
	<u>Elementary</u>	<u>Secondary</u>	<u>Federal</u>	<u>Total</u>
100 <u>Personnel Services – Salaries</u>				
100 Personnel Services – Salaries				55,686.00
Total Personnel Services – Salaries				\$55,686.00
200 <u>Personnel Services – Employee Benefits</u>				
210 Group Insurance – Contracted Provider				30,530.42
220 Social Security Contributions				4,078.12
230 PSERS Retirement Contributions				19,507.84
260 Workers' Compensation				365.10
Total Personnel Services – Employee Benefits				\$54,481.48
300 <u>Purchased Professional and Technical Services</u>				
329 Professional Educational Services – Other				4,350.00
Total Purchased Professional and Technical Services				\$4,350.00
400 <u>Purchased Property Services</u>				
430 Repairs and Maintenance Services				13,242.57
Total Purchased Property Services				\$13,242.57
500 <u>Other Purchased Services</u>				
513 Contracted Carriers			1,000.00	2,182,359.99
516 Student Transportation Services From the IU				490,639.15
522 Automotive Liability Insurance				5,304.00
Total Other Purchased Services			\$1,000.00	\$2,678,303.14
600 <u>Supplies</u>				
610 General Supplies				17.00
620 Energy				349,215.75
Total Supplies				\$349,232.75
800 <u>Other Objects</u>				
890 Miscellaneous Expenditures				131.30
Total Other Objects				\$131.30
Total 2720 Vehicle Operation Services			\$1,000.00	\$3,155,427.24

LEA : 112011603 Conewago Valley SD

Printed 11/27/2023 1:04:33 PM

General Fund (10)

2750 Nonpublic Transportation	<u>Elementary</u>	<u>Secondary</u>	<u>Federal</u>	<u>Total</u>
500 <u>Other Purchased Services</u>				
513 Contracted Carriers				94,710.00
Total Other Purchased Services				\$94,710.00
Total 2750 Nonpublic Transportation				\$94,710.00

LEA : 112011603 Conewago Valley SD

Printed 11/27/2023 1:04:33 PM

General Fund (10)

2900 Other Support Services	<u>Elementary</u>	<u>Secondary</u>	<u>Federal</u>	<u>Total</u>
300 <u>Purchased Professional and Technical Services</u>				
329 Professional Educational Services – Other				7,246.25
Total Purchased Professional and Technical Services				\$7,246.25
500 <u>Other Purchased Services</u>				
595 IU Payments By Withholding				5,368.46
Total Other Purchased Services				\$5,368.46
Total 2900 Other Support Services				\$12,614.71

LEA : 112011603 Conewago Valley SD

Printed 11/27/2023 1:04:33 PM

General Fund (10)

2910 Support Services Not Listed Elsewhere In the 2000 Series	<u>Elementary</u>	<u>Secondary</u>	<u>Federal</u>	<u>Total</u>
300 <u>Purchased Professional and Technical Services</u>				
329 Professional Educational Services – Other				7,246.25
Total Purchased Professional and Technical Services				\$7,246.25
500 <u>Other Purchased Services</u>				
595 IU Payments By Withholding				5,368.46
Total Other Purchased Services				\$5,368.46
Total 2910 Support Services Not Listed Elsewhere In the 2000 Series				\$12,614.71

LEA : 112011603 Conewago Valley SD

Printed 11/27/2023 1:04:36 PM

General Fund (10)	
3000 Operation of Non-Instructional Services	<u>Total</u>
100 <u>Personnel Services – Salaries</u>	
100 Personnel Services – Salaries	436,752.84
Total Personnel Services – Salaries	\$436,752.84
200 <u>Personnel Services – Employee Benefits</u>	
210 Group Insurance – Contracted Provider	53,346.53
220 Social Security Contributions	38,304.33
230 PSERS Retirement Contributions	164,621.87
260 Workers' Compensation	1,181.21
Total Personnel Services – Employee Benefits	\$257,453.94
300 <u>Purchased Professional and Technical Services</u>	
329 Professional Educational Services – Other	198,647.55
Total Purchased Professional and Technical Services	\$198,647.55
400 <u>Purchased Property Services</u>	
430 Repairs and Maintenance Services	29,159.58
Total Purchased Property Services	\$29,159.58
500 <u>Other Purchased Services</u>	
510 Student Transportation Services	14,255.61
520 Insurance – General	10,239.00
580 Travel	6,632.34
Total Other Purchased Services	\$31,126.95
600 <u>Supplies</u>	
610 General Supplies	95,278.13
620 Energy	(197.02)
Total Supplies	\$95,081.11
800 <u>Other Objects</u>	
810 Dues and Fees	1,079.00
890 Miscellaneous Expenditures	16,618.05
Total Other Objects	\$17,697.05
Total 3000 Operation of Non-Instructional Services	\$1,065,919.02

LEA : 112011603 Conewago Valley SD

Printed 11/27/2023 1:04:36 PM

General Fund (10)				
3200 Student Activities	<u>Elementary</u>	<u>Secondary</u>	<u>Federal</u>	<u>Total</u>
100 <u>Personnel Services – Salaries</u>				
100 Personnel Services – Salaries				436,752.84
Total Personnel Services – Salaries				\$436,752.84
200 <u>Personnel Services – Employee Benefits</u>				
210 Group Insurance – Contracted Provider				53,346.53
220 Social Security Contributions				38,304.33
230 PSERS Retirement Contributions				164,621.87
260 Workers' Compensation				1,181.21
Total Personnel Services – Employee Benefits				\$257,453.94
300 <u>Purchased Professional and Technical Services</u>				
329 Professional Educational Services – Other				181,211.71
Total Purchased Professional and Technical Services				\$181,211.71
400 <u>Purchased Property Services</u>				
430 Repairs and Maintenance Services				29,159.58
Total Purchased Property Services				\$29,159.58
500 <u>Other Purchased Services</u>				
510 Student Transportation Services				14,255.61
520 Insurance – General				10,239.00
580 Travel				6,632.34
Total Other Purchased Services				\$31,126.95
600 <u>Supplies</u>				
610 General Supplies				82,319.28
620 Energy				(197.02)
Total Supplies				\$82,122.26
800 <u>Other Objects</u>				
810 Dues and Fees				1,079.00
890 Miscellaneous Expenditures				16,618.05
Total Other Objects				\$17,697.05
Total 3200 Student Activities				\$1,035,524.33

LEA : 112011603 Conewago Valley SD

Printed 11/27/2023 1:04:36 PM

General Fund (10)				
3300 Community Services	<u>Elementary</u>	<u>Secondary</u>	<u>Federal</u>	<u>Total</u>
300 <u>Purchased Professional and Technical Services</u>				
329 Professional Educational Services – Other				17,435.84
Total Purchased Professional and Technical Services				\$17,435.84
600 <u>Supplies</u>				
610 General Supplies			12,958.85	12,958.85
Total Supplies			\$12,958.85	\$12,958.85
Total 3300 Community Services			\$12,958.85	\$30,394.69

LEA : 112011603 Conewago Valley SD

Printed 11/27/2023 1:04:42 PM

General Fund (10)

5000 Other Expenditures and Financing Uses		<u>Total</u>
800 <u>Other Objects</u>		
830 Interest		1,025,027.00
Total Other Objects		\$1,025,027.00
900 <u>Other Uses of Funds</u>		
910 Redemption of Principal		3,540,010.99
932 Capital Reserve Fund Transfers Applicable To Fund 32		1,000,000.00
Total Other Uses of Funds		\$4,540,010.99
Total 5000 Other Expenditures and Financing Uses		\$5,565,037.99

LEA : 112011603 Conewago Valley SD

Printed 11/27/2023 1:04:42 PM

General Fund (10)

5100 Debt Service / Other Expenditures and Financing Uses	<u>Elementary</u>	<u>Secondary</u>	<u>Federal</u>	<u>Total</u>
800 <u>Other Objects</u>				
830 Interest				1,025,027.00
Total Other Objects				\$1,025,027.00
900 <u>Other Uses of Funds</u>				
910 Redemption of Principal				3,540,010.99
Total Other Uses of Funds				\$3,540,010.99
Total 5100 Debt Service / Other Expenditures and Financing Uses				\$4,565,037.99

LEA : 112011603 Conewago Valley SD

Printed 11/27/2023 1:04:42 PM

General Fund (10)

5110 Debt Service	<u>Elementary</u>	<u>Secondary</u>	<u>Federal</u>	<u>Total</u>
800 <u>Other Objects</u>				
830 Interest				1,009,905.09
Total Other Objects				\$1,009,905.09
900 <u>Other Uses of Funds</u>				
910 Redemption of Principal				3,003,000.00
Total Other Uses of Funds				\$3,003,000.00
Total 5110 Debt Service				\$4,012,905.09

LEA : 112011603 Conewago Valley SD

Printed 11/27/2023 1:04:42 PM

General Fund (10)

5140 Leases and Other Right-to-Use Arrangements	<u>Elementary</u>	<u>Secondary</u>	<u>Federal</u>	<u>Total</u>
800 <u>Other Objects</u>				
830 Interest				15,121.91
Total Other Objects				\$15,121.91
900 <u>Other Uses of Funds</u>				
910 Redemption of Principal				537,010.99
Total Other Uses of Funds				\$537,010.99
Total 5140 Leases and Other Right-to-Use Arrangements				\$552,132.90

LEA : 112011603 Conewago Valley SD

Printed 11/27/2023 1:04:42 PM

General Fund (10)

5200 Interfund Transfers – Out	<u>Elementary</u>	<u>Secondary</u>	<u>Federal</u>	<u>Total</u>
900 <u>Other Uses of Funds</u>				
932 Capital Reserve Fund Transfers Applicable To Fund 32				1,000,000.00
Total Other Uses of Funds				\$1,000,000.00
Total 5200 Interfund Transfers – Out				\$1,000,000.00

LEA : 112011603 Conewago Valley SD

Printed 11/27/2023 1:04:42 PM

General Fund (10)

5230 Capital Projects Fund Transfers	<u>Elementary</u>	<u>Secondary</u>	<u>Federal</u>	<u>Total</u>
900 <u>Other Uses of Funds</u>				
932 Capital Reserve Fund Transfers Applicable To Fund 32				1,000,000.00
Total Other Uses of Funds				\$1,000,000.00
Total 5230 Capital Projects Fund Transfers				\$1,000,000.00

LEA : 112011603 Conewago Valley SD

Printed 11/27/2023 1:04:38 PM

Capital Reserve Fund - § 1431 (32)

4000 Facilities Acquisition, Construction and Improvement Services

Total

700 Property

752 Capital Equipment – Original and Additional

242,805.93

Total Property

\$242,805.93

Total 4000 Facilities Acquisition, Construction and Improvement Services

\$242,805.93

LEA : 112011603 Conewago Valley SD

Printed 11/27/2023 1:04:38 PM

Capital Reserve Fund - § 1431 (32)

4100 Site Acquisition Services – Original and Additional

Elementary

Secondary

Federal

Total

700 Property

752 Capital Equipment – Original and Additional

242,805.93

Total Property				\$242,805.93
Total 4100 Site Acquisition Services – Original and Additional				\$242,805.93

LEA : 112011603 Conewago Valley SD

Printed 11/27/2023 1:04:40 PM

Other Capital Projects Fund (39)

4000 Facilities Acquisition, Construction and Improvement Services

Total

700 <u>Property</u>	
752 Capital Equipment – Original and Additional	1,087,569.23
Total Property	\$1,087,569.23
Total 4000 Facilities Acquisition, Construction and Improvement Services	\$1,087,569.23

LEA : 112011603 Conewago Valley SD

Printed 11/27/2023 1:04:40 PM

Other Capital Projects Fund (39)

4100 Site Acquisition Services – Original and Additional

Elementary

Secondary

Federal

Total

700 Property

752 Capital Equipment – Original and Additional

1,087,569.23

Total Property

\$1,087,569.23

Total 4100 Site Acquisition Services – Original and Additional

\$1,087,569.23

LEA : 112011603 Conewago Valley SD

Printed 11/27/2023 1:04:45 PM

	<u>General Fund(10)</u>	<u>Student Sponsored Activity Fund(21)</u>	<u>Public Purpose Trust(27)</u>	<u>Other Compt Approved (28)</u>	<u>Athletic / Activity(29)</u>
1000 <u>Instruction</u>					
1100 Regular Programs - Elementary / Secondary	31,793,726.01				
1200 Special Programs - Elementary / Secondary	14,323,762.48				
1300 Vocational Education	2,534,224.07				
1400 Other Instructional Programs - Elementary / Secondary	894,451.93				
1500 Nonpublic School Programs	11,367.25				
Total Instruction	\$49,557,531.74				
2000 <u>Support Services</u>					
2100 Support Services - Students	1,810,582.39				
2200 Support Services - Instructional Staff	3,661,732.93				
2300 Support Services - Administration	3,680,623.76				
2400 Support Services - Pupil Health	645,391.32				
2500 Support Services - Business	671,650.69				
2600 Operation and Maintenance of Plant Services	3,617,297.98				
2700 Student Transportation Services	3,250,137.24				
2900 Other Support Services	12,614.71				
Total Support Services	\$17,350,031.02				
3000 <u>Operation of Non-Instructional Services</u>					
3200 Student Activities	1,035,524.33				
3300 Community Services	30,394.69				
Total Operation of Non-Instructional Services	\$1,065,919.02				
4000 <u>Facilities Acquisition, Construction and Improvement Services</u>					
4100 Site Acquisition Services - Original and Additional					
Total Facilities Acquisition, Construction and Improvement Services					
5000 <u>Other Expenditures and Financing Uses</u>					
5100 Debt Service / Other Expenditures and Financing Uses	4,565,037.99				
5200 Interfund Transfers - Out	1,000,000.00				
Total Other Expenditures and Financing Uses	\$5,565,037.99				
TOTAL ACTUAL EXPENDITURES & OTHER FINANCING USES	\$73,538,519.77				

LEA : 112011603 Conewago Valley SD

Printed 11/27/2023 1:04:45 PM

	<u>Capital Reserve (690.</u> <u>1850)(31)</u>	<u>Capital Reserve (1431)(32)</u>	<u>Other Capital Projects</u> <u>Fund(39)</u>	<u>Debt Service(40)</u>	<u>Permanent(90)</u>
1000 <u>Instruction</u>					
1100 Regular Programs - Elementary / Secondary					
1200 Special Programs - Elementary / Secondary					
1300 Vocational Education					
1400 Other Instructional Programs - Elementary / Secondary					
1500 Nonpublic School Programs					
Total Instruction					
2000 <u>Support Services</u>					
2100 Support Services - Students					
2200 Support Services - Instructional Staff					
2300 Support Services - Administration					
2400 Support Services - Pupil Health					
2500 Support Services - Business					
2600 Operation and Maintenance of Plant Services					
2700 Student Transportation Services					
2900 Other Support Services					
Total Support Services					
3000 <u>Operation of Non-Instructional Services</u>					
3200 Student Activities					
3300 Community Services					
Total Operation of Non-Instructional Services					
4000 <u>Facilities Acquisition, Construction and Improvement Services</u>					
4100 Site Acquisition Services - Original and Additional		242,805.93	1,087,569.23		
Total Facilities Acquisition, Construction and Improvement Services		\$242,805.93	\$1,087,569.23		
5000 <u>Other Expenditures and Financing Uses</u>					
5100 Debt Service / Other Expenditures and Financing Uses					
5200 Interfund Transfers - Out					
Total Other Expenditures and Financing Uses					
TOTAL ACTUAL EXPENDITURES & OTHER FINANCING USES		\$242,805.93	\$1,087,569.23		

LEA : 112011603 Conewago Valley SD

Printed 11/27/2023 1:04:45 PM

	<u>Total</u>
1000 <u>Instruction</u>	
1100 Regular Programs - Elementary / Secondary	31,793,726.01
1200 Special Programs - Elementary / Secondary	14,323,762.48
1300 Vocational Education	2,534,224.07
1400 Other Instructional Programs - Elementary / Secondary	894,451.93
1500 Nonpublic School Programs	11,367.25
Total Instruction	\$49,557,531.74
2000 <u>Support Services</u>	
2100 Support Services - Students	1,810,582.39
2200 Support Services - Instructional Staff	3,661,732.93
2300 Support Services - Administration	3,680,623.76
2400 Support Services - Pupil Health	645,391.32
2500 Support Services - Business	671,650.69
2600 Operation and Maintenance of Plant Services	3,617,297.98
2700 Student Transportation Services	3,250,137.24
2900 Other Support Services	12,614.71
Total Support Services	\$17,350,031.02
3000 <u>Operation of Non-Instructional Services</u>	
3200 Student Activities	1,035,524.33
3300 Community Services	30,394.69
Total Operation of Non-Instructional Services	\$1,065,919.02
4000 <u>Facilities Acquisition, Construction and Improvement Services</u>	
4100 Site Acquisition Services - Original and Additional	1,330,375.16
Total Facilities Acquisition, Construction and Improvement Services	\$1,330,375.16
5000 <u>Other Expenditures and Financing Uses</u>	
5100 Debt Service / Other Expenditures and Financing Uses	4,565,037.99
5200 Interfund Transfers - Out	1,000,000.00
Total Other Expenditures and Financing Uses	\$5,565,037.99
TOTAL ACTUAL EXPENDITURES & OTHER FINANCING USES	\$74,868,894.93

LEA : 112011603 Conewago Valley SD

Printed 11/27/2023 1:04:54 PM

PSERS Salary Data (Salary Data should relate to the General Fund only)

Amount	Description	Amount
	Total Salary Base for salaries subject to PSERS withholding	28,198,373.18
	Total Federally Funded salaries subject to PSERS withholding	743,458.34

Title I Expenditure Data

Amount	Description	Amount
	Expenditures Funded with Current Title I Funds	617,495.40
	Expenditures Funded with Carry over Title I Funds	
Total	Title I Expenditure Data	\$617,495.40

Title IV Revenue Data

Amount	Description	Amount
	Revenue from Title IV-A-1: Student Support and Academic Enrichment Grants	23,604.12
	Revenue from Title IV-B: 21st Century Community Learning Centers	

Title V Revenue Data

Amount	Description	Amount
	Revenue from Title V-B-2: Rural and Low-Income School Programs	
	Revenue from Title V-B-1: Small Rural School Achievement (Directly from the Federal Govt)	

1 .	<u>Current Special Education Expenditures within Function 1000</u> See list of exclusions in the note below.	7,466,976.60
2 .	<u>Current Special Education Expenditures within Function 2000</u> See list of exclusions in the note below.	
2A.	<u>Current Special Education Expenditures within Sub-Function 2100</u> This data should also be included in line 2 above. See list of exclusions in the note below.	
2B.	<u>Current Special Education Expenditures within Sub-Function 2200</u> This data should also be included in line 2 above. See list of exclusions in the note below.	
2C.	<u>Current Special Education Expenditures within Sub-Function 2700</u> This data should also be included in line 2 above. See list of exclusions in the note below.	
3.	<u>Current Special Education Expenditures within Sub-Function 3100</u> See list of exclusions in the note below.	
4.	<u>Current Special Education Expenditures within Sub-Function 3200</u> See list of exclusions in the note below.	

Note: The Current Special Education Expenditure amounts for each line should be calculated as follows:

- * Include the total expenditures for special education costs from all governmental funds and the food service fund 51 for the function/sub-function requested
- * Exclude data from sub-functions: 1243,1450,1500,1600,1807,2280,2450,2750,2990
- * Exclude data from objects: 322,511,512,516,561,562,564,566,592,593,594,595,596,597,700,830,899

Benefits for Staff Relative to Collective Bargaining Agreements

	OBJECT	COVERED	NOT COVERED	TOTAL
10 General Fund	No Self Insurance data to report			
	211 Medical Insurance	5,034,967.44	2,108,092.91	7,143,060.35
	212 Dental Insurance	315,436.92	52,404.19	367,841.11
	215 Eye Care Insurance			
	216 Prescription Insurance			
	271 Self-Insurance Medical Benefits			
	272 Self-Insurance Dental Benefits			
	275 Self-Insurance Eye Care Benefits			
	276 Self-Insurance Prescription Benefits			
	FUND TOTAL	\$5,350,404.36	\$2,160,497.10	\$7,510,901.46
50 Enterprise Fund	No Self Insurance data to report			
	211 Medical Insurance			
	212 Dental Insurance			
	215 Eye Care Insurance			
	216 Prescription Insurance			
	271 Self-Insurance Medical Benefits			
	272 Self-Insurance Dental Benefits			
	275 Self-Insurance Eye Care Benefits			
	276 Self-Insurance Prescription Benefits			
	FUND TOTAL			
60 Internal Service Fund	No Self Insurance data to report			
	211 Medical Insurance			
	212 Dental Insurance			
	215 Eye Care Insurance			
	216 Prescription Insurance			
	271 Self-Insurance Medical Benefits			
	272 Self-Insurance Dental Benefits			
	275 Self-Insurance Eye Care Benefits			
	276 Self-Insurance Prescription Benefits			
	FUND TOTAL			
Total of All Funds		\$5,350,404.36	\$2,160,497.10	\$7,510,901.46

LEA : 112011603 Conewago Valley SD

Printed 11/27/2023 1:04:59 PM

Function	Special Education (Prior Year)	Nonspecial Education (Prior Year)	Total (Prior Year)	Special Education (Current Year)	Nonspecial Education (Current Year)	Total (Current Year)
2120 Guidance Services		155,773.27	155,773.27		1,726,376.06	1,726,376.06
2140 Psychological Services						
2150 Speech Pathology and Audiology Services						
2160 Social Work Services						
2260 Instruction and Curriculum Development Services		1,083,987.80	1,083,987.80		936,650.06	936,650.06
2350 Legal and Accounting Services	12,008.50	91,980.19	103,988.69	8,147.75	38,221.37	46,369.12
2420 Medical Services		550,157.10	550,157.10		563,124.22	563,124.22
2440 Nursing Services						
2700 Student Transportation Services	379,570.24	2,484,624.14	2,864,194.38	485,819.54	2,764,317.70	3,250,137.24
Total	\$391,578.74	\$4,366,522.50	\$4,758,101.24	\$493,967.29	\$6,028,689.41	\$6,522,656.70

LEA : 112011603 Conewago Valley SD

Printed 11/27/2023 1:05:01 PM

(PRINCIPAL AMOUNTS ONLY)

GOVERNMENTAL FUNDS/ ACTIVITIES

	Short-Term Borrowing	General Obligation Bonds/Notes	Authority Building Obligations	Leases, Other Right to Use Arrangements	Extended Term Financing Agreements	Other Long Term Debt/Liabilities	OPEB, Comp Abs, Net Pension Liab	Total
1. Debt at Beginning of Fiscal Year		41,392,000.00		991,722.00			87,297,681.00	129,681,403.00
2. Additional Debt Incurred During Year							7,242,338.00	7,242,338.00
3. Retirements and Repayments		3,003,000.00		584,764.00			1,816,113.00	5,403,877.00
4. Debt at End of Fiscal Year		38,389,000.00		406,958.00			92,723,906.00	131,519,864.00
5. Accreted Interest at End Of Fiscal Year								
6. Total Debt and Accreted Interest		38,389,000.00		406,958.00			92,723,906.00	131,519,864.00
7. Current Portion P&I - Due within 1 year		3,650,135.00		583,643.00				4,233,778.00
8. Interest Paid during current fiscal year		1,009,905.00		15,122.00				1,025,027.00

(PRINCIPAL AMOUNTS ONLY)

PROPRIETARY FUNDS

1. Debt at Beginning of Fiscal Year
2. Additional Debt Incurred During Year
3. Retirements and Repayments
4. Debt at End of Fiscal Year
5. Accreted Interest at End Of Fiscal Year
6. Total Debt and Accreted Interest
7. Current Portion P&I - Due within 1 year
8. Interest Paid during current fiscal year

LEA : 112011603 Conewago Valley SD

Total Principal and Interest Payments Made by Your School - All Funds

Function	Fund		Principal (910)	Principal (920)	Interest (830)	Total (Principal +Interest)	Misc Other Uses (990)
5110	10	General Fund	3,003,000.00		1,009,905.09	4,012,905.09	
5110	20	Special Revenue Funds					
5110	30	Capital Projects Funds					
5110	40	Debt Service Fund					
5110	90	Permanent Fund					
5120	10	General Fund					
5120	20	Special Revenue Funds					
5120	30	Capital Projects Funds					
5120	40	Debt Service Fund					
5140	10	General Fund	537,010.99		15,121.91	552,132.90	
5140	20	Special Revenue Funds					
5140	30	Capital Projects Funds					
5140	40	Debt Service Fund					
5140	90	Permanent Fund					
Total Debt Payments - Governmental Funds			\$3,540,010.99		\$1,025,027.00	\$4,565,037.99	

Function	Fund		Principal (910)	Principal (920)	Interest (830)	Total (Principal +Interest)
5110	50	Enterprise Fund				
5110	60	Internal Service Fund				
5120	50	Enterprise Fund				
5120	60	Internal Service Fund				
5140	50	Enterprise Fund				
5140	60	Internal Service Fund				
Total Debt Payments - Proprietary Funds						

LEA : 112011603 Conewago Valley SD

Printed 11/27/2023 1:05:01 PM

Debt Details
Governmental Funds/ Activities

Debt Category	Debt Issue Date (MM/YYYY)	Principal Amounts Only				Current Portion Due Within One Year (Principal and Interest)	Interest Paid During Fiscal Year
		Debt at Beginning of Fiscal Year	Additions	Reductions / Repayments	Debt at End of Fiscal Year		
General Obligation Bonds/Notes – CIB	09/2021	7,287,000.00		2,273,000.00	5,014,000.00	1,762,950.00	62,120.00
General Obligation Bonds/Notes – CIB	08/2020	9,515,000.00		35,000.00	9,480,000.00	224,280.00	186,155.00
General Obligation Bonds/Notes – CIB	06/2019	4,710,000.00		5,000.00	4,705,000.00	287,750.00	190,375.00
General Obligation Bonds/Notes – CIB	06/2018	9,930,000.00		320,000.00	9,610,000.00	699,393.00	313,794.00
General Obligation Bonds/Notes – CIB	11/2017	9,950,000.00		370,000.00	9,580,000.00	675,762.00	257,461.00
Leases and Other Right to Use Arrangements		991,722.00		584,764.00	406,958.00	583,643.00	15,122.00
Other Post-Employment Benefits (OPEB)		10,418,499.00		1,816,113.00	8,602,386.00		
Compensated Absences		801,182.00	93,338.00		894,520.00		
Net Pension Liability		76,078,000.00	7,149,000.00		83,227,000.00		
Totals for Debt Entered:		\$129,681,403.00	\$7,242,338.00	\$5,403,877.00	\$131,519,864.00	\$4,233,778.00	\$1,025,027.00

LEA : 112011603 Conewago Valley SD

General Fund (10)

Section 1: Tuition/Purchased Services as Reported within Expenditure Detail	Amount
Tuition Reported in General Fund Expenditures 1000-560	3,314,566.35
Purchased Services in General Fund Expenditures 1000-594 and 1000-597	495.65
Section 1 Total	\$3,315,062.00

Section 2: Tuition Paid to Institution Types During Fiscal Year	Tuition Paid For Nonspecial Education	Tuition Paid For Special Education	Total
1 1306 Institutions			
2 Institutionalized Children's Programs			
3 Juveniles Incarcerated in Adult Facilities			
4 Residential Treatment Facilities			
5 Other Local Education Agencies	16,164.02	96,877.41	113,041.43
6 Brick and Mortar Charter Schools	613,551.55	242,783.44	856,334.99
7 Cyber Charter Schools	1,781,412.73	325,039.11	2,106,451.84
8 Career and Technology Centers	212,026.00		212,026.00
9 Approved Private Schools		27,207.74	27,207.74
10 PA Chartered Schools for the Deaf and Blind			
11 Private Residential Rehabilitative Institutions			
12 Juvenile Detention Centers			
13 Special Program Jointures			
14 Other Tuition Not Included Elsewhere In This Section			
Section 2 Total	\$2,623,154.30	\$691,907.70	\$3,315,062.00

LEA : 112011603 Conewago Valley SD

Printed 11/27/2023 1:05:07 PM

Fund	School	School Number	Local Personnel	Local Nonpersonnel	State Personnel	State Nonpersonnel	Federal Personnel	Federal Nonpersonnel	Total	Explanation
10										
	Conewago Twp El Sch	6268	4,641,745.00	764,988.00	2,532,513.00	416,555.00	181,786.00	220,018.00	8,757,605.00	
	Conewago Valley Intrmd Sch	7822	6,461,931.00	1,324,778.00	3,525,598.00	721,751.00	52,640.00	375,248.00	12,461,946.00	
	New Oxford El Sch	6267	4,863,779.00	864,000.00	2,653,654.00	471,033.00	186,417.00	254,803.00	9,293,686.00	
	New Oxford MS	6898	4,657,921.00	1,006,994.00	2,541,339.00	549,395.00	79,072.00	265,239.00	9,099,960.00	
	New Oxford SHS	17	10,529,711.00	2,151,488.00	5,744,958.00	1,170,948.00	77,588.00	553,088.00	20,227,781.00	
Total			31,155,087.00	6,112,248.00	16,998,062.00	3,329,682.00	577,503.00	1,668,396.00	59,840,978.00	