

The Scheduling Presentation

Brockton High School



★ Presentation Objective

This presentation will prepare students and families to review, finalize, and add course requests to Infinite Campus for the upcoming school year at Brockton High School.




What's new?

Students currently in Grades 9 - 11 will select and add their elective course directly into the Student Portal in Infinite Campus.

English, Math, History, and Science will be added automatically to the student portal.

MELISSA A. SHEPARD



Grade 8 students will review the course selection process with their guidance counselors and guidance counselors will add course requests to Infinite Campus.




All students in Grades 8-11 will work closely with their guidance counselors for scheduling support.

Scheduling To Do List


for current grade 8 - 11 students





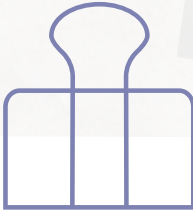
1. Log into
MEFA
Pathways
through Clever
and document
your
academic,
career, and
personal goals.



2. Using your
goals as a
guide, review
your grade
level Elective
Menu and
make a list of
course
selections.



3. Add your
course
selections
to Infinite
Campus



4. Meet with
your
Guidance
Counselor to
review and
edit your
selections

Find MEFA PATHWAYS in CLEVER

Clever BROCKTON HIGH SCHOOL



Favorite resources





Teacher Pages


START HERE EACH DAY
LMS/SIS

MICROSOFT 365

MATH $+$ $-$ \div

ELA  

SCIENCE    

SOCIAL SCIENCE 

ENRICHMENT

BPS APPLICATIONS

TESTING

Newsela

SAVVAS EasyBridge

Pearson EasyBridge (Envisions)

Nearpod

ENRICHMENT

Follett Destiny

MEFA Pathway

EVERFI

Edgenuity Courseware™ / MyPath...

BPS APPLICATIONS

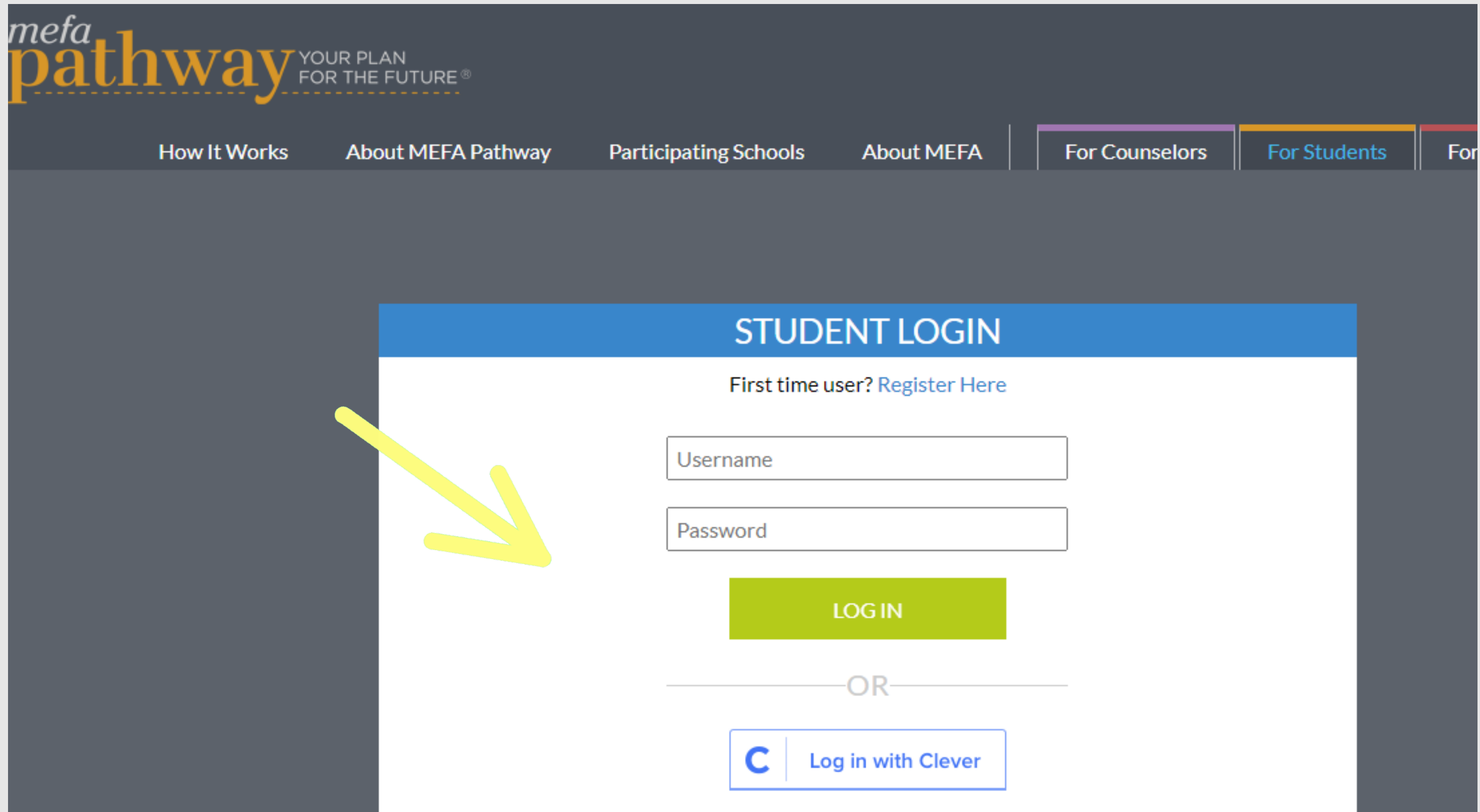
Ellevation

Ellevation InClass

Tech Support Form

Canva

Log into MEFA Pathways from Clever



The image shows a screenshot of the MEFA Pathways website. At the top, the logo "mefa pathway" is displayed in orange and white, with the tagline "YOUR PLAN FOR THE FUTURE®" in smaller text. Below the logo is a navigation bar with links: "How It Works", "About MEFA Pathway", "Participating Schools", "About MEFA", "For Counselors", "For Students", and "For". The "For Students" link is highlighted in blue. Below the navigation bar is a large blue box titled "STUDENT LOGIN". Inside this box, there is a link "First time user? Register Here". Below this link are two input fields: "Username" and "Password". A yellow arrow points to the "Password" field. Below the input fields is a green "LOG IN" button. Below the button is a horizontal line with the word "OR" in the center. Below the line is a blue button with a white "C" icon and the text "Log in with Clever".

mefa
pathway YOUR PLAN FOR THE FUTURE®

How It Works About MEFA Pathway Participating Schools About MEFA For Counselors For Students For

STUDENT LOGIN

First time user? [Register Here](#)

Username

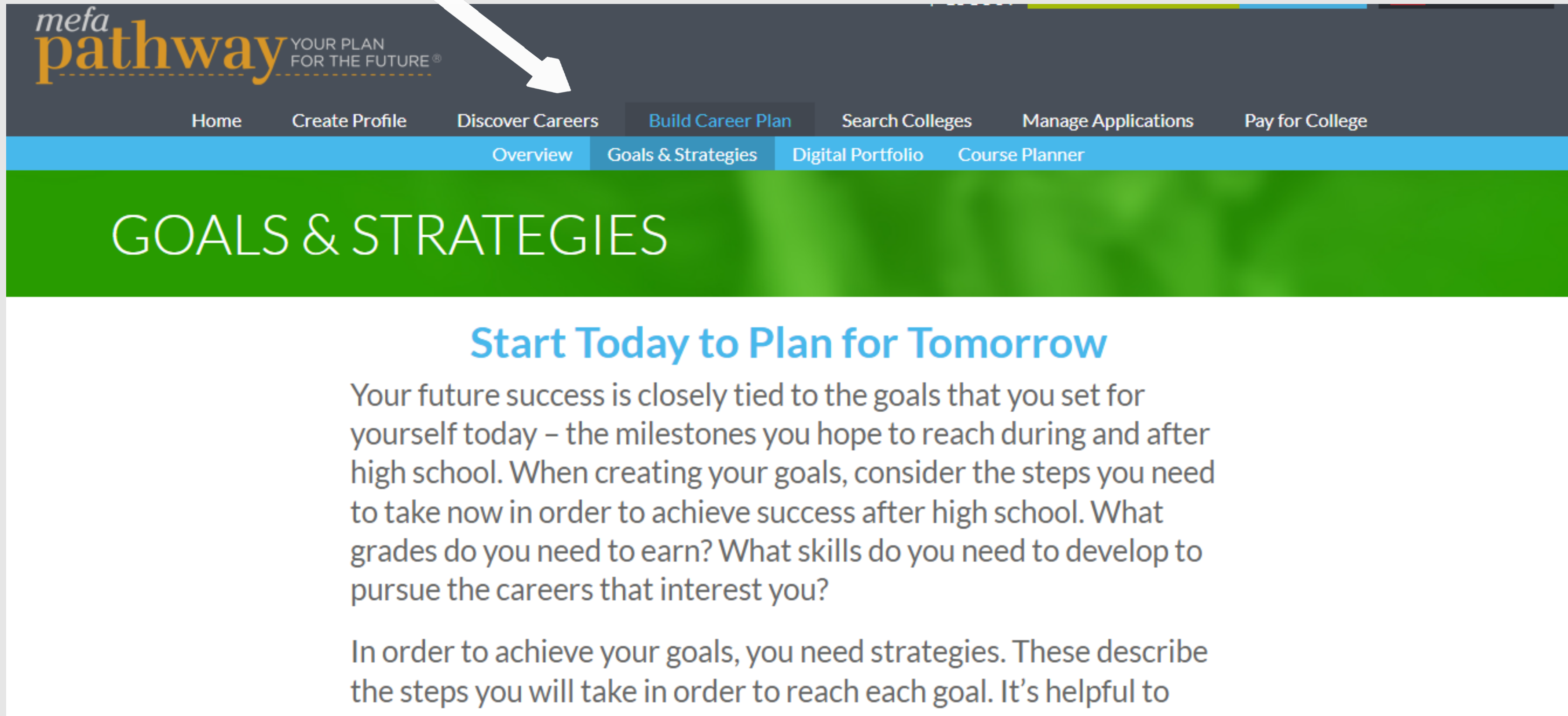
Password

LOG IN

OR

[C](#) Log in with Clever

Go to Goals and Strategies



mefa pathway YOUR PLAN FOR THE FUTURE®

Home Create Profile Discover Careers **Build Career Plan** Search Colleges Manage Applications Pay for College

Overview **Goals & Strategies** Digital Portfolio Course Planner

GOALS & STRATEGIES

Start Today to Plan for Tomorrow

Your future success is closely tied to the goals that you set for yourself today – the milestones you hope to reach during and after high school. When creating your goals, consider the steps you need to take now in order to achieve success after high school. What grades do you need to earn? What skills do you need to develop to pursue the careers that interest you?

In order to achieve your goals, you need strategies. These describe the steps you will take in order to reach each goal. It's helpful to

Add your Academic, Career, and Personal Goal.

SORT BY:

GRADE LEVEL CREATED

EXPECTED COMPLETION

View:

FILTER BY:

STATUS

☒ See All

☐ Completed

☐ Incomplete

TYPE

☒ See All

☐ Academic

☐ Career

☐ Personal

GRADE LEVEL CREATED

☒ See All

☐ Grade 6

☐ Grade 7

☐ Grade 8

☐ Grade 9

CATEGORY	ADD GOAL +
ACADEMIC	ADD GOAL +
CAREER	ADD GOAL +
PERSONAL	ADD GOAL +

VIEW STRATEGIES / EDIT
REMOVE

PERSONAL GOAL:

Drivers License

GRADE CREATED: **10**

COMPLETION: expected 6/21/2022

✦

Review the Course of Study Guide for a detailed description of graduation requirements, special programs, and courses descriptions.


Use the PDF link shared with you by your teacher and posted to the BHS student TEAM

Brockton Public Schools

Brockton High School Course of Study Guide


2024-2025






All students are strongly encouraged to take at least 2 years of a World Language during high school to meet the minimum requirements for admission to a 4 year college

Spanish * Latin *
Mandarin Chinese




Request to move to a higher academic level such as CPA or Honors

Consider taking AP or IB Courses



Special Considerations to review with your guidance counselor





Check out the Early College Courses. Earn college credit in high school!




Discuss level changes and applications to AP and IB courses with your counselor. We encourage you to challenge yourself academically.

Your request will be viewed and approved by the Department Head and your guidance counselor will update your request screen

*Full IB Diploma Applications are due by April 12th. Your guidance counselor will provide the application link during your scheduling meeting.





Add your Elective
Choices to the
Student Portal in
Infinte Campus



The student portal
wil lopen on March
18th. Make a list on
paper before the
portal opens. Share
you list with your
counselor.



Continue to add Courses Requests

Until your course
request schedule total
reaches
48 units!

Then, add at least
5 alternate courses.

Course Request Key

R = Required Courses
(English, Math, History,
Science) These courses will be
assigned by the computer



E = Elective Choices
(your choices)

A = Alternate Choices
(your back-up choices)


"R" + "E" = 48 Schedule Units

"A" = extra back up
courses





The student portal will be open
on March 18th and close on
April 5th



Scheduling Timeline



Student Meetings with Guidance

Grade 9: March 18-22

Grade 10: March 25-29

Grade 11: April 1-5


Grade 8: March 18 - April 5





Check your TEAMS
CHAT and EMAIL daily
for a message from your
guidance counselor and
attend your scheduling
meeting!

Bring your laptop!



Make a list of your
questions from
this presentation.

Your guidance
counselor will
answer your
questions during
your scheduling
meeting.



ee