

PLEASANT VALLEY SCHOOL DISTRICT

VENTURA COUNTY

**REPORT ON
AUDIT OF FINANCIAL STATEMENTS
AND SUPPLEMENTARY INFORMATION
INCLUDING REPORTS ON COMPLIANCE**

June 30, 2014



PLEASANT VALLEY SCHOOL DISTRICT

AUDIT REPORT

June 30, 2014

CONTENTS

	<u>Page</u>
INDEPENDENT AUDITOR'S REPORT	
MANAGEMENT'S DISCUSSION AND ANALYSIS	i-xii
FINANCIAL SECTION	
Basic Financial Statements:	
Government-Wide Financial Statements:	
Statement of Net Position	1
Statement of Activities	2
Fund Financial Statements:	
Balance Sheet - Governmental Funds	3
Reconciliation of the Governmental Funds Balance Sheet to the Statement of Net Position	4
Statement of Revenues, Expenditures and Changes in Fund Balance - Governmental Funds.....	5
Reconciliation of the Governmental Funds Statement of Revenues, Expenditures and Changes in Fund Balance to the Statement of Activities.....	6
Statement of Fiduciary Net Position.....	7
Statement of Changes in Fiduciary Net Position.....	8
Notes to Financial Statements	9-38
REQUIRED SUPPLEMENTARY INFORMATION	
Schedule of Budgetary Comparison for the General Fund	39
Schedule of Postemployment Healthcare Benefits Funding Progress	40
Notes to Required Supplementary Information	41
SUPPLEMENTARY INFORMATION	
History and Organization	42
Schedule of Average Daily Attendance (ADA).....	43
Schedule of Instructional Time	44
Schedule of Expenditures of Federal Awards	45
Schedule of Financial Trends and Analysis	46
Schedule of Charter Schools	47
Reconciliation of Annual Financial and Budget Report With Audited Financial Statements	48
Notes to Supplementary Information	49-50

PLEASANT VALLEY SCHOOL DISTRICT

AUDIT REPORT

June 30, 2014

CONTENTS

	<u>Page</u>
OPTIONAL SUPPLEMENTARY INFORMATION	
Combining Statements: Non-major Governmental Funds:	
Combining Balance Sheet.....	51
Combining Statement of Revenues, Expenditures and Changes in Fund Balance.....	52
Notes to Optional Supplementary Information.....	53
OTHER INDEPENDENT AUDITOR'S REPORTS	
Independent Auditor's Report on Internal Control over Financial Reporting and on Compliance and Other Matters Based on an Audit of Financial Statements Performed in Accordance with <i>Government Auditing Standards</i>	54-55
Independent Auditor's Report on Compliance for Each Major Federal Program; and Report on Internal Control Over Compliance Required by OMB Circular A-133	56-58
Independent Auditor's Report on State Compliance	59-61
FINDINGS AND QUESTIONED COSTS	
Schedule of Findings and Questioned Costs - Summary of Auditor Results	62
Schedule of Findings and Questioned Costs - Related to Financial Statements.....	63-64
Schedule of Findings and Questioned Costs - Related to Federal Awards.....	65
Schedule of Findings and Questioned Costs - Related to State Awards.....	66
Status of Prior Year Findings and Questioned Costs.....	67-68



INDEPENDENT AUDITOR'S REPORT

Board of Trustees
Pleasant Valley School District
600 Temple Avenue
Camarillo, California 93010

Report on the Financial Statements

We have audited the accompanying financial statements of the governmental activities, each major fund, and the aggregate remaining fund information of the Pleasant Valley School District (the District) as of and for the year ended June 30, 2014, and the related notes to the financial statements, which collectively comprise the District's basic financial statements as listed in the table of contents.

Management's Responsibility for the Financial Statements

Management is responsible for the preparation and fair presentation of these financial statements in accordance with accounting principles generally accepted in the United States of America; this includes the design, implementation, and maintenance of internal control relevant to the preparation and fair presentation of financial statements that are free from material misstatement, whether due to fraud or error.

Auditor's Responsibility

Our responsibility is to express opinions on these financial statements based on our audit. We conducted our audit in accordance with auditing standards generally accepted in the United States of America and the standards applicable to financial audits contained in *Government Auditing Standards*, issued by the Comptroller General of the United States. Those standards require that we plan and perform the audit to obtain reasonable assurance about whether the financial statements are free of material misstatement.

An audit involves performing procedures to obtain evidence about the amounts and disclosures in the financial statements. The procedures selected depend on the auditor's judgment, including the assessment of the risks of material misstatement of the financial statements, whether due to fraud or error. In making those risk assessments, the auditor considers internal control relevant to the entity's preparation and fair presentation of the financial statements in order to design audit procedures that are appropriate in the circumstances, but not for the purpose of expressing an opinion on the effectiveness of the entity's internal control. Accordingly, we express no such opinion. An audit also includes evaluating the appropriateness of accounting policies used and the reasonableness of significant accounting estimates made by management, as well as evaluating the overall presentation of the financial statements.

We believe that the audit evidence we have obtained is sufficient and appropriate to provide a basis for our audit opinions.

2210 E. Route 66, Ste. 100, Glendora, CA 91740

Tel 626.857.7300 ♦ Fax 626.857.7302 ♦ Email INFO@VLSLLP.COM ♦ Web WWW.VLSLLP.COM

Board of Trustees
Pleasant Valley School District

Opinion

In our opinion, the financial statements listed in the aforementioned table of contents present fairly, in all material respects, the respective financial position of the governmental activities, each major fund, and the aggregate remaining fund information of the District as of June 30, 2014, and the respective changes in financial position for the year then ended in accordance with accounting principles generally accepted in the United States of America.

Other Matters

Required Supplementary Information

Accounting principles generally accepted in the United States of America require that the management's discussion and analysis, budgetary comparison information and schedule of funding progress be presented to supplement the basic financial statements. Such information, although not a part of the basic financial statements, is required by the Governmental Accounting Standards Board, who considers it to be an essential part of financial reporting for placing the basic financial statements in an appropriate operational, economic, or historical context. We have applied certain limited procedures to the required supplementary information in accordance with auditing standards generally accepted in the United States of America, which consisted of inquiries of management about the methods of preparing the information and comparing the information for consistency with management's responses to our inquiries, the basic financial statements, and other knowledge we obtained during our audit of the basic financial statements. We do not express an opinion or provide any assurance on the information because the limited procedures do not provide us with sufficient evidence to express an opinion or provide any assurance.

Other Information

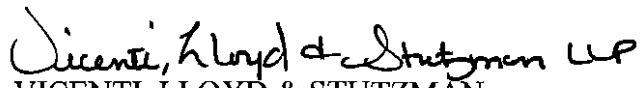
Our audit was conducted for the purpose of forming opinions on the financial statements that collectively comprise the District's basic financial statements. The supplementary schedules and combining non-major fund financial statements are presented for purposes of additional analysis and are not a required part of the basic financial statements. The accompanying schedule of expenditures of federal awards is presented for purposes of additional analysis as required by U.S. Office of Management and Budget Circular A-133, *Audits of States, Local Governments, and Non-Profit Organizations*, and is also not a required part of the financial statements of the District.

The supplementary section, including the schedule of expenditures of federal awards, and the combining non-major fund financial statements are the responsibility of management and were derived from and relate directly to the underlying accounting and other records used to prepare the basic financial statements. Such information has been subjected to the auditing procedures applied in the audit of the financial statements and certain additional procedures, including comparing and reconciling such information directly to the underlying accounting and other records used to prepare the basic financial statements or to the basic financial statements themselves, and other additional procedures in accordance with auditing standards generally accepted in the United States of America. In our opinion, the information is fairly stated in all material respects in relation to the financial statements as a whole.

Board of Trustees
Pleasant Valley School District

Other Reporting Required by Government Auditing Standards

In accordance with *Government Auditing Standards*, we have also issued our report dated November 25, 2014 on our consideration of the Pleasant Valley School District's internal control over financial reporting and on our tests of its compliance with certain provisions of laws, regulations, contracts and grant agreements and other matters. The purpose of that report is to describe the scope of our testing of internal control over financial reporting and compliance and the results of that testing, and not to provide an opinion on the internal control over financial reporting or on compliance. That report is an integral part of an audit performed in accordance with *Government Auditing Standards* in considering the Pleasant Valley School District's internal control over financial reporting and compliance.


VICENTI, LLOYD & STUTZMAN LLP
Glendora, California
November 25, 2014

PLEASANT VALLEY SCHOOL DISTRICT
MANAGEMENT'S DISCUSSION AND ANALYSIS
June 30, 2014

Introduction

The following discussion and analysis provides an overview of the financial position and activities of the District for the fiscal year ending June 30, 2014. This discussion has been prepared by management and should be read in conjunction with the financial statements and notes thereto which follow this section.

Management's Discussion and Analysis (MD&A) is an element of the reporting model adopted by the Governmental Accounting Standards Board (GASB) in its Statements No. 34 (*Basic Financial Statements - and Management's Discussion and Analysis - for the State and Local Governments*) issued June 1999. Certain comparative information between the current and the prior year is required to be presented in the MD&A.

This section provides an overview of the District's financial activities.

- The District's financial status remained steady over the course of the year. Total net position of the District increased by \$223,142, less than one percent.
- During the adoption of the 2013-14 budget, the District Management Team kept priorities aligned with Board goals and maintained cost avoidances established over the prior years in order to balance the District Budget within the parameters of the State Budget.
- At year end, the governmental funds revenues were \$57.6 million, representing a decrease of 36% from the prior year. This decrease was mainly due to the transfer of title for Rancho Rosal School in 2012-13. Governmental funds expenses were \$57.4 million, representing an increase of 5.8% from the prior year mostly due to increases in instruction, instruction-related services and community services. The increase in community services reflects a change in function for recording child care costs. In 2012-13, \$903,000 of child care costs were recorded as instructional and instruction-related services.
- The District health benefit cap increased with the District contributing \$8,350 for individual coverage, \$8,750 for two-party coverage, and \$9,250 for family coverage toward health premiums per eligible employee.
- The District continues to maintain reserves sufficient to meet the state required minimum Reserve for Economic Uncertainties of 3% of General Fund expenditures.

PLEASANT VALLEY SCHOOL DISTRICT
MANAGEMENT'S DISCUSSION AND ANALYSIS
June 30, 2014

- The chart below shows the District's Average Daily Attendance (ADA) for the previous eight-year period. ADA significantly decreased in 2007-08 by more than 7% due to the opening of a charter school within district boundaries. Since 2007-08, ADA has fluctuated between a high of 6,421 to a low of 6,218. ADA has stabilized over the last three years, fluctuating by only 1% each year.

Average Daily Attendance (ADA)



Fund Financial Statements

More detailed information about the District's most significant funds are provided in the fund financial statements. Funds are accounting formats used to keep track of specific sources of funding and expenditures in particular programs. Some funds are required by bond covenants and by state law and other funds are established by the District to control and manage a variety of activities for particular purposes (such as repaying its long-term debt). Other funds may also address specific accounting requirements for certain revenue and expenditure classifications (such as federal grants).

PLEASANT VALLEY SCHOOL DISTRICT
MANAGEMENT'S DISCUSSION AND ANALYSIS
June 30, 2014

The District maintains two classes of funds:

Governmental funds: Most of the District's basic services are included in governmental funds, which generally focus on how cash and other financial assets can readily be converted to cash flow (in and out) and the balances left at year-end that are available for expenditure in subsequent years. A detailed short-term view is provided by the governmental fund statements. These help determine whether there are more or fewer financial resources that can be spent in the near future for financing the District's programs. Because this information does not encompass the additional long-term focus of the District-wide statements, additional information is provided in the reconciliation provided after the governmental fund statements that explains the differences (or relationships).

Fiduciary fund: The District has several Associated Student Body Funds. For assets that belong to others, such as the student activities funds, the District acts as the trustee, or fiduciary, and is responsible for ensuring that the assets reported in these funds are only used for their intended purpose and by those to whom the assets belong. These activities are excluded from the government-wide financial statements, as the assets cannot be used to finance other District operations.

Funds used by the District for the current fiscal year are outlined on pages 12 and 13 of the report.

Statement of Net Position

The Statement of Net Position presents the assets and liabilities of the District as of the end of the fiscal year and is prepared using the accrual basis of accounting, which is similar to the accounting basis used by most private-sector organizations. The Statement of Net Position is a point of time financial statement whose purpose is to present to the readers a fiscal snapshot of the District. The Statement of Net Position presents end-of-year data concerning assets (current and non-current), liabilities (current and non-current) and net position (assets minus liabilities).

From the data presented, readers of the Statement of Net Position are able to determine the assets available to continue the operations of the District. Readers are also able to determine the amount owed by the District to vendors and employees. Finally, the Statement of Net Position provides a picture of the net position and the availability of those assets for expenditure.

PLEASANT VALLEY SCHOOL DISTRICT
MANAGEMENT'S DISCUSSION AND ANALYSIS
June 30, 2014

The difference between total assets and total liabilities (net position) is one indicator of the current financial condition of the District, and the change in net position is an indicator of whether the overall financial condition has improved or worsened during the year. Assets and liabilities are generally measured using current values. One notable exception is capital assets, which are stated at historical cost less an allocation for depreciation.

Net Position is presented in three major categories. The first category provides information in regards to equity in property, plant, and equipment owned by the District. The second category provides information on net position restricted for specific programs. The third category provides information on unrestricted net position that are available for obligations as may be approved by the Board of Trustees.

The Statement of Net Position is summarized below:

	<u>June 30, 2013</u>	<u>June 30, 2014</u>
Assets		
Cash	\$ 16,112,488	\$ 17,866,696
Accounts receivable	5,933,991	6,023,222
Prepaid expenditures	1,497	
Capital assets, net	<u>84,173,551</u>	<u>81,305,312</u>
Total Assets	<u>106,221,527</u>	<u>105,195,230</u>
Liabilities		
Other liabilities	4,015,619	4,082,899
Long-term debt outstanding	<u>37,815,660</u>	<u>36,498,941</u>
Total Liabilities	<u>41,831,279</u>	<u>40,581,840</u>
Net Position		
Invested in capital assets, net of related debt	47,449,407	46,247,235
Restricted	4,339,709	5,586,585
Unrestricted	<u>12,601,132</u>	<u>12,779,570</u>
Total Net Position	<u>\$ 64,390,248</u>	<u>\$ 64,613,390</u>

PLEASANT VALLEY SCHOOL DISTRICT
MANAGEMENT'S DISCUSSION AND ANALYSIS
June 30, 2014

- Cash with the District is also explained in the notes to the financial statements and is invested with the Ventura County Treasury to maximize interest income. The 11% increase in cash is mainly due to planned carryover of donation, Prop 39 Clean Energy Act, and Common Core Implementation programs.
- Accounts receivable are mainly amounts due from Federal and State government sources for the operation of categorical programs as well as for ongoing operational costs. Accounts receivable remained constant at \$6 million.
- The \$2.9 million decrease in net capital assets reflects the impact of increased accumulated depreciation.
- Other liabilities consist mainly of the cost of supplies and/or services received during the 2012-13 fiscal year and paid in the 2013-14 year.
- The 3% decrease in liabilities can be attributed to the reduction in Long Term Debt made of general obligation bonds and certificate of participation debt retirement.

PLEASANT VALLEY SCHOOL DISTRICT
MANAGEMENT'S DISCUSSION AND ANALYSIS
June 30, 2014

Statement of Activities

Changes in total net position, as presented on the Statement of Net Position, are based on the activity presented in the Statement of Activities. The purpose of this statement is to present the revenues earned, whether received or not, by the District, and the expenses incurred, whether paid or not, by the District. Thus, this Statement presents the District's results of operations.

The Statement of Activities is summarized below:

	<u>June 30, 2013</u>	<u>June 30, 2014</u>
Revenues		
Program revenues:		
Charges for services	\$ 2,017,952	\$ 1,451,274
Operating grants and contributions	8,515,330	9,034,436
General revenues:		
Property taxes	22,835,673	22,376,057
Grants, subsidies and contributions unrestricted	18,863,858	21,678,698
Interest and investment earnings	90,844	73,224
Donated land and building	35,200,000	
Miscellaneous	2,938,136	3,007,600
Total revenues	<u>90,461,793</u>	<u>57,621,289</u>
Expenses		
Instruction	32,775,357	33,613,078
Instruction-related services	4,308,698	5,134,620
Pupil services	3,510,210	3,802,191
General administration	3,099,599	3,332,678
Plant services	3,894,172	4,382,960
Ancillary services	105,281	34,027
Community services	32,060	985,245
Other outgo & debt service	3,279,665	2,818,786
Depreciation (unallocated)	3,264,111	3,294,562
Total expenses	<u>54,269,153</u>	<u>57,398,147</u>
Increase in net position	36,192,640	223,142
Net position, beginning of year	<u>28,197,608</u>	<u>64,390,248</u>
Net position, end of year	<u>\$ 64,390,248</u>	<u>\$ 64,613,390</u>

PLEASANT VALLEY SCHOOL DISTRICT
MANAGEMENT'S DISCUSSION AND ANALYSIS
June 30, 2014

- Governmental funds revenues decreased by 36% primarily as a result of the transfer of title for the donated Rancho Rosal School in 2012-13.
- Governmental funds expenses increased by 5.8% from the prior year mostly due to increases in instruction, instruction-related services and community services expenses.
- The District's interest income of \$73,224 is considered non-operating revenue. Interest income is credited to all funds of the District depending on cash balances held in the fund. Interest income was primarily generated by the cash invested in the Ventura County Treasury, which paid an average rate of about 0.35% on the education pool for the fiscal year 2013-14.
- Representing 84% of the General Fund, salaries and benefits comprise the largest expenditures of the District. Certificated and classified salaries are adjusted annually for step and column adjustments and corresponding savings due to attrition and retirements. Salaries also fluctuate based on compensation increases.
- Health and Welfare (medical, vision, dental and life) contributions paid by the District for current and retired employees are capped and represent approximately 9.3% of the General Fund expenditures. The current health and welfare annual cap for active employees is \$8,350 for individual coverage, \$8,750 for two-party coverage, and \$9,250 for family coverage. Employees make contributions for premium amounts that exceed the capped amount. Included in the amount paid for health and welfare is \$926,387 towards premiums for eligible retired employees. An annual cap of \$3,900 exists for those retirees eligible for this benefit.

PLEASANT VALLEY SCHOOL DISTRICT
MANAGEMENT'S DISCUSSION AND ANALYSIS
June 30, 2014

Capital Asset and Debt Administration

Capital Assets

As of June 30, 2014, the District had \$46,247,235 invested in net capital assets, net of associated debt, primarily related to school construction and other capital improvements.

Note 6 to the financial statements provide additional information on capital assets. A summary of capital assets is presented below:

	<u>June 30, 2013</u>	<u>June 30, 2014</u>
Land	\$ 14,908,761	\$ 14,908,761
Buildings and improvements	103,585,238	103,614,012
Site improvements	2,637,436	2,683,668
Machinery and equipment	4,469,152	4,515,627
Construction in progress	<u>26,326</u>	<u>331,168</u>
Total	125,626,913	126,053,236
Less: accumulated depreciation	<u>(41,453,362)</u>	<u>(44,747,924)</u>
Net capital assets	<u>\$ 84,173,551</u>	<u>\$ 81,305,312</u>

Debt

Note 11 to the financial statements provides additional information on outstanding debt. A summary of the District's outstanding debt at year-end is presented below:

	<u>June 30, 2013</u>	<u>June 30, 2014</u>
General obligation bonds	\$ 34,745,000	\$ 33,470,000
Capital leases	152,046	46,896
Certificates of participation	1,827,098	1,541,181
Early retirement incentive	187,516	98,385
Other postemployment benefits other than pensions (OPEB)	554,793	938,204
Compensated absences	<u>349,207</u>	<u>404,275</u>
Net long-term liabilities	<u>\$ 37,815,660</u>	<u>\$ 36,498,941</u>

PLEASANT VALLEY SCHOOL DISTRICT
MANAGEMENT'S DISCUSSION AND ANALYSIS
June 30, 2014

The District's general obligation bond rating has not changed since the 2012-13 fiscal year. During that year, the ratings for the 2002 Refunding Bonds, Series A bond issue was upgraded from a BB rating to an A rating according to Standard & Poor's Rating Services and from a Baa2 to a Baa1 rating according to Moody's Investor Services.

Governmental Funds

All Governmental Funds are summarized below:

Governmental Funds	Fund Balance		
	<u>June 30, 2013</u>	<u>June 30, 2014</u>	<u>Difference</u>
<i>General</i>	\$ 14,012,388	\$ 15,457,979	\$ 1,445,591
<i>Cafeteria</i>	145,111	238,812	93,701
<i>Deferred Maintenance</i>	665,887	703,255	37,368
<i>Building</i>	312,808	306,861	(5,947)
<i>Capital Facilities</i>	1,299,917	1,451,862	151,945
<i>Bond Interest and Redemption</i>	2,455,053	2,476,541	21,488
Totals	<u>\$ 18,891,164</u>	<u>\$ 20,635,310</u>	<u>\$ 1,744,146</u>

There was an increase of \$1,445,591 in the General Fund primarily due to a combination of planned carryover of donation, textbook adoption, Prop 39 Clean Energy Act, and Common Core Implementation programs.

The Cafeteria Fund ending balance increased by \$93,701 due to increases in participation rates for the year.

The Deferred Maintenance Fund ending balance increased by \$37,368 due to the general fund transfer exceeding total expenditures for the year.

The increase in the Capital Facilities Fund of \$151,945 is due to an increase in the receipt of developer fees for upcoming projects in Camarillo.

Finally, the Bond Interest and Redemption Fund ending balance increased by \$21,488 due to an increase in tax payments.

PLEASANT VALLEY SCHOOL DISTRICT
MANAGEMENT'S DISCUSSION AND ANALYSIS
June 30, 2014

General Fund Budget Information

During the fiscal year, the Board of Trustees authorized revisions to the original budget to accommodate differences from the original budget to the actual expenditures of the District. A budgetary comparison schedule for the general fund is presented on page 39.

Variations between the original and final budget amounts were in part created by carryover of funds from new funding for categorical programs. These amounts were unknown at the time the original budget was adopted.

Variations between final budget amounts and actual results were mainly a result of programs not fully spent in the fiscal year. This resulted in significant funds that were carried forward into the 2014-15 fiscal year. Expenditures were 8.7% less than the final budget amounts.

The District's budget is prepared in accordance with California law and is based on the modified accrual basis of accounting, utilizing cash receipts, disbursements and encumbrances. The most significant budgeted fund is the General Fund.

The District begins the budget process in January of each year, to be completed by June 30th. After updating changes in revenue and expenditure assumptions, the operating budget begins at the school level. The District uses staffing allocation formulas, per pupil allocations for site supplies, and a review of historical cost data to develop a preliminary budget. The Board of Trustees begins the budget process by establishing District goals and budget priorities. Communication of the District budget is a key component in developing a final product.

The budget cycle continues into the following fiscal year with the preparation of a 45-day budget revision (accepted 45 days from the date the governor signs the State budget) and two Interim reports (October 31st and January 31st) reviewed and approved by the Board. Site and department budgets are reviewed regularly to ensure management is aware of any significant variations during the year.

PLEASANT VALLEY SCHOOL DISTRICT
MANAGEMENT'S DISCUSSION AND ANALYSIS
June 30, 2014

Economic Factors that may affect the Future

LOCAL CONTROL FUNDING FORMULA - The traditional Revenue Limit funding model that had been in place for 40 years was replaced July 1, 2013 with a new model called the Local Control Funding Formula (LCFF). The LCFF replaced revenue limit funding and more than 40 categorical programs with base grants per pupil, plus supplemental funding provided via percentage “weights” for students who are English Learners, from low-income families, or in foster care. The LCFF calculates a target for each district and determines the gap between that target and 2013-14 funding. While the State’s intention is to fully fund the target within seven years, there is nothing in statute to ensure this timeline is met. Preliminary estimates indicate the District will receive an increase of approximately \$3.3 million in 2014-15 funding.

PROJECTED STUDENT AVERAGE DAILY ATTENDANCE - In July of 2007, a new K-12 charter was approved by the Oxnard High School District that is within Pleasant Valley School District’s boundaries and significantly impacted the District’s enrollment. ADA has stabilized over the last three years and is expected to continue to be stable with an estimated 6,354 ADA in 2014-15.

<u>Year</u>	<u>ADA</u>	<u>Percent Growth %</u>
2006-07 (actual)	6,735	(1.3%)
2007-08 (actual) **	6,264	(7.0%)
2008-09 (actual)	6,421	2.5%
2009-10 (actual)	6,218	(3.2%)
2010-11 (actual)	6,304	1.4%
2011-12 (actual)	6,376	1.1%
2012-13 (actual)	6,310	(1.0%)
2013-14 (actual)	6,354	0.7%
2014-15 (est.)	6,354	0.0%

** Camarillo Academy of Progressive Education K-12 Charter School Opens

Note: The above figures reflect total District P2 ADA, including Special Education.

PLEASANT VALLEY SCHOOL DISTRICT
MANAGEMENT'S DISCUSSION AND ANALYSIS
June 30, 2014

LOTTERY -Lottery income is based on estimates from the California Department of Education and the Ventura County Office of Education. Projected unrestricted lottery income is \$124 per ADA for 2013-14 and \$126 per ADA for 2014-15. Projected restricted lottery income is \$30 per ADA for 2013-14 and 2014-15.

SPECIAL EDUCATION - Based on current estimates, the General Fund contribution in support of various Special Education programs in 2014-15 will be approximately \$2.8 million.

ENDING FUND BALANCE PROJECTION - The District's 2014-15 ending fund balance is projected to meet the required 3% contingency reserve requirement.

Contacting the District's Financial Management

This financial report is designed to provide the community, investors, and creditors with a general overview of the District's financial condition and to show the District's accountability for the funding it receives. If you have questions regarding this report or need additional financial information, contact:

Cathy Bojorquez
Chief Business Official
Pleasant Valley School District
600 Temple Avenue, Camarillo, California 93010
(805) 445-8628
FAX (805) 987-5511

FINANCIAL SECTION

PLEASANT VALLEY SCHOOL DISTRICT

STATEMENT OF NET POSITION

June 30, 2014

	<u>Governmental Activities</u>
<u>Assets</u>	
Cash in county treasury	\$ 17,833,516
Cash in revolving fund	5,250
Cash collections awaiting deposit	27,930
Accounts receivable:	
Federal and state governments	5,518,539
Miscellaneous	504,683
Land	14,908,761
Depreciable assets, net	66,065,383
Construction in progress	<u>331,168</u>
Total Assets	<u>105,195,230</u>
 <u>Liabilities</u>	
Accounts payable and other accrued liabilities	3,204,666
Accrued interest	828,291
Unearned revenue	49,942
Current portion of long-term liabilities:	
General obligation bonds	1,345,000
Capital leases	46,896
Certificates of participation	294,814
Early retiree incentive	87,445
Non-current portion of long-term liabilities:	
General obligation bonds	32,125,000
Certificates of participation	1,246,367
Early retiree incentive	10,940
Other postemployment benefits other than pensions (OPEB)	938,204
Compensated absences	<u>404,275</u>
Total Liabilities	<u>40,581,840</u>
 <u>Net Position</u>	
Invested in capital assets, net of related debt	46,247,235
Restricted for:	
Debt service	1,648,250
Educational programs	1,940,800
Capital projects	1,758,723
Other programs	238,812
Unrestricted	<u>12,779,570</u>
Total Net Position	<u>\$ 64,613,390</u>

See the accompanying notes to the financial statements.

PLEASANT VALLEY SCHOOL DISTRICT

STATEMENT OF ACTIVITIES
For the Fiscal Year Ended June 30, 2014

Functions	Expenses	Program Revenues		Net (Expense) Revenue and Changes in Net Position
		Charges for Services	Operating Grants and Contributions	Governmental Activities
Governmental Activities				
Instruction	\$ 33,613,078	\$ 541,649	\$ 6,571,737	\$ (26,499,692)
Instruction - related services	5,134,620	28,198	319,139	(4,787,283)
Pupil services	3,802,191	573,681	1,093,430	(2,135,080)
General administration	3,332,678	93,848	321,405	(2,917,425)
Plant services	4,382,960	4,051	282,832	(4,096,077)
Ancillary services	34,027		7,963	(26,064)
Community services	985,245			(985,245)
Other outgo	774,310	209,847	437,930	(126,533)
Debt service - interest	2,044,476			(2,044,476)
Depreciation (unallocated)	3,294,562			(3,294,562)
Total Governmental Activities	<u>\$ 57,398,147</u>	<u>\$ 1,451,274</u>	<u>\$ 9,034,436</u>	<u>(46,912,437)</u>
General Revenues				
Property taxes levied for				
General purposes				19,076,481
Debt service				3,299,576
Federal and state aid not restricted to specific purposes				21,678,698
Interest and investment earnings				73,224
Miscellaneous				3,007,600
Total General Revenues				<u>47,135,579</u>
Change in net position				223,142
Net Position - Beginning of Year				<u>64,390,248</u>
Net Position - End of Year				<u>\$ 64,613,390</u>

See the accompanying notes to the financial statements.

PLEASANT VALLEY SCHOOL DISTRICT

BALANCE SHEET - GOVERNMENTAL FUNDS

June 30, 2014

	<u>General Fund</u>	<u>Debt Service Fund</u>	<u>Non-major Governmental Funds</u>	<u>Total Governmental Funds</u>
<u>Assets</u>				
Cash in county treasury	\$ 12,880,221	\$ 2,474,781	\$ 2,478,514	\$ 17,833,516
Cash in revolving fund	5,250			5,250
Cash collections awaiting deposit			27,930	27,930
Accounts receivable:				
Federal and state governments	5,317,285		201,254	5,518,539
Miscellaneous	495,940	1,760	6,983	504,683
Due from other funds	75,925		241,200	317,125
Total Assets	<u>\$ 18,774,621</u>	<u>\$ 2,476,541</u>	<u>\$ 2,955,881</u>	<u>\$ 24,207,043</u>
<u>Liabilities and Fund Balances</u>				
Liabilities				
Accounts payable	\$ 3,025,500	\$	\$ 179,166	\$ 3,204,666
Due to other funds	241,200		75,925	317,125
Unearned revenue	49,942			49,942
Total Liabilities	<u>3,316,642</u>	<u>-</u>	<u>255,091</u>	<u>3,571,733</u>
Fund Balance				
Nonspendable	5,250			5,250
Restricted	1,940,800	2,476,541	1,997,535	6,414,876
Committed			703,255	703,255
Assigned	6,064,233			6,064,233
Unassigned	7,447,696			7,447,696
Total Fund Balance	<u>15,457,979</u>	<u>2,476,541</u>	<u>2,700,790</u>	<u>20,635,310</u>
Total Liabilities and Fund Balance	<u>\$ 18,774,621</u>	<u>\$ 2,476,541</u>	<u>\$ 2,955,881</u>	<u>\$ 24,207,043</u>

See the accompanying notes to the financial statements.

PLEASANT VALLEY SCHOOL DISTRICT

**RECONCILIATION OF THE GOVERNMENTAL FUNDS BALANCE SHEET
TO THE STATEMENT OF NET POSITION**

June 30, 2014

Total fund balances - governmental funds \$20,635,310

Amounts reported for governmental funds are different than
the statement of net position because:

Capital assets used in governmental activities are not financial
resources and, therefore, are not reported as assets in
governmental funds. These assets consist of:

Land	\$ 14,908,761	
Depreciable assets, net	66,065,383	
Construction in progress	<u>331,168</u>	81,305,312

Long-term liabilities are not due and payable in the current period
and therefore are not reported as liabilities in governmental
funds. Long-term liabilities at year-end consist of:

General obligation bonds	(33,470,000)	
Capital leases	(46,896)	
Certificates of participation	(1,541,181)	
Early retiree incentive	(98,385)	
Other postemployment benefits other than pensions (OPEB)	(938,204)	
Compensated absences	<u>(404,275)</u>	(36,498,941)

Accrued interest on long term debt, that is the amount of interest
due from the last payment made until the end of the fiscal period
June 30, 2014, consist of:

Interest due on general obligation bonds		<u>(828,291)</u>
--	--	------------------

Total net position - governmental activities \$64,613,390

See the accompanying notes to the financial statements.

PLEASANT VALLEY SCHOOL DISTRICT

**STATEMENT OF REVENUES, EXPENDITURES AND
CHANGES IN FUND BALANCE - GOVERNMENTAL FUNDS**

For the Fiscal Year Ended June 30, 2014

	<u>General Fund</u>	<u>Debt Service Fund</u>	<u>Non-major Governmental Funds</u>	<u>Total Governmental Funds</u>
Revenues				
Local control funding formula sources:				
State apportionments	\$ 22,109,725	\$	\$ 241,200	\$ 22,350,925
Local sources	<u>16,965,173</u>			<u>16,965,173</u>
Total local control funding formula sources	39,074,898	-	241,200	39,316,098
Federal sources	2,309,010		1,047,344	3,356,354
Other state sources	2,960,615	28,558	81,813	3,070,986
Other local sources	<u>7,440,251</u>	<u>3,277,815</u>	<u>1,159,788</u>	<u>11,877,854</u>
Total Revenues	<u>51,784,774</u>	<u>3,306,373</u>	<u>2,530,145</u>	<u>57,621,292</u>
Expenditures				
Instruction	33,344,518			33,344,518
Instruction - related services	5,099,926			5,099,926
Pupil services	2,233,285		1,559,043	3,792,328
General administration	3,240,199		78,768	3,318,967
Plant services	4,219,166		568,701	4,787,867
Ancillary services	34,027			34,027
Community services	984,144			984,144
Other outgo	774,310			774,310
Debt service	<u>409,608</u>	<u>3,284,885</u>	<u>46,566</u>	<u>3,741,059</u>
Total Expenditures	<u>50,339,183</u>	<u>3,284,885</u>	<u>2,253,078</u>	<u>55,877,146</u>
Net changes in fund balance	1,445,591	21,488	277,067	1,744,146
Fund Balance - Beginning of Year	<u>14,012,388</u>	<u>2,455,053</u>	<u>2,423,723</u>	<u>18,891,164</u>
Fund Balance - End of Year	<u>\$ 15,457,979</u>	<u>\$ 2,476,541</u>	<u>\$ 2,700,790</u>	<u>\$ 20,635,310</u>

See the accompanying notes to the financial statements.

PLEASANT VALLEY SCHOOL DISTRICT
RECONCILIATION OF THE GOVERNMENTAL FUNDS
STATEMENT OF REVENUES, EXPENDITURES AND
CHANGES IN FUND BALANCE TO THE STATEMENT OF ACTIVITIES
For the Fiscal Year Ended June 30, 2014

Net change in fund balances-total governmental funds **\$ 1,744,146**

Amounts reported for governmental activities in the statement of activities are different because:

Governmental funds report capital outlays as expenditures. However, in the statement of activities, assets with an initial, individual cost of more than \$5,000 are capitalized and the cost is allocated over their estimated useful lives and reported as depreciation expense. This is the amount by which capital outlay exceeded depreciation in the current period

Capital outlay	\$ 426,323	
Depreciation expense	<u>(3,294,562)</u>	(2,868,239)

The governmental funds report proceeds from issuance of debt as an other financing source, while repayment of debt principal is reported as an expenditure. Interest is recognized as an expenditure in the governmental funds when it is due. In the statement of activities, interest expense is recognized as it accrues, regardless of when it is due. The net effect of these differences in the treatment of debt and related items is as follows:

Repayment of general obligation bond principal	1,275,000	
Capital lease principal payments	105,150	
Repayment of certificates of participation principal	285,917	
Net decrease in accrued interest expense	<u>30,516</u>	1,696,583

In the statement of activities, certain operating expenses are measured by the amounts earned during the year. In the governmental funds, however, expenditures for these items are measured by the amount of financial resources used (essentially, the amounts actually paid). The changes to these activities consist of:

Net decrease in early retiree incentive	89,131	
Net increase in postemployment benefits other than pensions (OPEB)	(383,411)	
Net increase in compensated absences	<u>(55,068)</u>	<u>(349,348)</u>

Change in net position of governmental activities **\$ 223,142**

See the accompanying notes to the financial statements.

PLEASANT VALLEY SCHOOL DISTRICT
STATEMENT OF FIDUCIARY NET POSITION
June 30, 2014

	<u>Associated Student Body Funds</u>
<u>Assets</u>	
Cash in county treasury	\$ 136,392
Cash in banks	22,933
Accounts receivable:	
Miscellaneous	<u>130</u>
Total Assets	<u>159,455</u>
 <u>Liabilities</u>	
Accounts payable	<u>32,308</u>
Total Liabilities	<u>32,308</u>
 <u>Net Position</u>	
Unrestricted	<u>127,147</u>
Total Net Position	<u><u>\$ 127,147</u></u>

See the accompanying notes to the financial statements.

PLEASANT VALLEY SCHOOL DISTRICT
STATEMENT OF CHANGES IN FIDUCIARY NET POSITION
For the Fiscal Year Ended June 30, 2014

	Associated Student Body Funds
Additions	
Other local sources	\$ 261,728
Total Additions	261,728
 Deductions	
Other expenses	253,775
Total Deductions	253,775
Change in net position	7,953
 Net Position - Beginning of Year	 119,194
 Net Position - End of Year	 \$ 127,147

See the accompanying notes to the financial statements.

PLEASANT VALLEY SCHOOL DISTRICT

NOTES TO FINANCIAL STATEMENTS

June 30, 2014

NOTE 1 - SUMMARY OF SIGNIFICANT ACCOUNTING POLICIES:

The District accounts for its financial transactions in accordance with the policies and procedures of the Department of Education's *California School Accounting Manual*, updated to conform to the most current financial and reporting requirements promulgated by the California Department of Education. The accounting policies of the District conform to generally accepted accounting principles (GAAP) as prescribed by the Governmental Accounting Standards Board (GASB).

The significant accounting policies applicable to the District are described below.

A. BASIS OF PRESENTATION:

The accompanying financial statements have been prepared in conformity with GAAP as prescribed by GASB. The financial statement presentation required by GASB provides a comprehensive entity-wide perspective of the District's financial activities. The entity-wide perspective enhances the fund-group perspective previously required. Fiduciary activities are excluded from the basic financial statements and are reported separately in the fiduciary fund statements.

The District's basic financial statements consist of government-wide statements, including a Statement of Net Position and a Statement of Activities, and fund financial statements.

1. Government-wide Financial Statements:

The Statement of Net Position and the Statement of Activities displays information about the District as a whole. These statements include the financial activities of the primary government. Fiduciary funds are excluded.

PLEASANT VALLEY SCHOOL DISTRICT

NOTES TO FINANCIAL STATEMENTS

June 30, 2014

NOTE 1 - SUMMARY OF SIGNIFICANT ACCOUNTING POLICIES: (continued)

A. BASIS OF PRESENTATION: (continued)

1. Government-wide Financial Statements: (continued)

The Statement of Net Position presents the financial condition of the governmental activities of the District at year-end. The Statement of Activities presents a comparison between direct expenses and program revenues for each program or function of the District's governmental activities. Direct expenses are those that are specifically associated with a service, program or department and therefore clearly identifiable to a particular function. Program revenues include charges paid by the recipient of the goods or services offered by the program, grants and contributions that are restricted to meeting the operational or capital requirements of a particular program and interest earned on grants that is required to be used to support a particular program. Revenues which are not classified as program revenues are presented as general revenues of the District. The comparison of direct expenses with program revenues identifies the extent to which each governmental function is self-financing or draws from the general revenues of the District. Depreciation and interest expense have not been allocated to specific functions.

2. Fund Financial Statements:

During the year, the District segregates transactions related to certain District functions or activities in separate funds in order to aid financial management and to demonstrate legal compliance. Fund financial statements are designed to present financial information of the District at this more detailed level. The focus of governmental fund financial statements is on major funds. Each major fund is presented in a separate column. Non-major funds are aggregated and presented in a single column. The fiduciary funds are reported by type.

PLEASANT VALLEY SCHOOL DISTRICT

NOTES TO FINANCIAL STATEMENTS

June 30, 2014

NOTE 1 - SUMMARY OF SIGNIFICANT ACCOUNTING POLICIES: (continued)

A. BASIS OF PRESENTATION: (continued)

2. Fund Financial Statements: (continued)

The fund financial statement expenditures are presented in a function-oriented format. The following is a brief description of the functions:

Instruction - includes the activities directly dealing with the interaction between teachers and students.

Instruction-Related Services - includes supervision of instruction, instructional library, media and technology, and school site administration.

Pupil Services - includes home to school transportation, food services and other pupil services.

General Administration - includes data processing services and all other general administration services.

Plant Services - includes activities of maintaining the physical plant. This also includes facilities acquisition and construction expenditures.

Ancillary Services - includes activities that are generally designed to provide students with experiences outside the regular school day.

Community Services - includes activities that provide services to community participants other than students.

Other Outgo - includes transfers to other agencies.

Debt Service - includes principal and interest payments for long-term debt.

The fiduciary fund expenditures are presented by natural classification.

PLEASANT VALLEY SCHOOL DISTRICT

NOTES TO FINANCIAL STATEMENTS

June 30, 2014

NOTE 1 - SUMMARY OF SIGNIFICANT ACCOUNTING POLICIES: (continued)

B. FUND ACCOUNTING:

To ensure compliance with the California Education Code, the financial resources of the District are divided into separate funds for which separate accounts are maintained for recording cash, other resources and all related liabilities, obligations and equities.

The Statement of Revenues, Expenditures and Changes in Fund Balance are statements of financial activities of the particular fund related to the current reporting period. Expenditures of the various funds frequently include amounts for land, buildings, equipment, retirement of indebtedness, transfers to other funds, etc. Consequently, these statements do not purport to present the result of operations or the net income or loss for the period as would a statement of income for a profit-type organization. The modified accrual basis of accounting is used for all governmental funds.

GOVERNMENTAL FUNDS - MAJOR

General Fund - the general operating fund of the District is used to account for all financial resources except those required to be accounted for in another fund. Due to GASB Statement No. 54, the Child Development Fund does not meet the definition of a special revenue fund as it is not primarily composed of restricted or committed revenue sources. Therefore, all activities of this fund are reported in the General Fund.

Debt Service Fund - the Bond Interest and Redemption Fund is used to account for the accumulation of resources restricted for the payment of general obligation bond principal, interest and related costs.

GOVERNMENTAL FUNDS - NON-MAJOR

Special Revenue Funds - used to account for the proceeds of specific revenue sources that are restricted or committed to expenditures for specific purposes other than debt service or capital projects.

1. Cafeteria Fund - used to account for revenues received and expenditures made to operate the District's cafeterias.

PLEASANT VALLEY SCHOOL DISTRICT

NOTES TO FINANCIAL STATEMENTS

June 30, 2014

NOTE 1 - SUMMARY OF SIGNIFICANT ACCOUNTING POLICIES: (continued)

B. FUND ACCOUNTING: (continued)

GOVERNMENTAL FUNDS - NON-MAJOR (continued)

2. Deferred Maintenance Fund - used for the purpose of major repair or replacement of District property. The District has taken formal action to commit state apportionment funding from the local control funding formula to this fund for the continued operation of the original program. The fund therefore meets the requirements to be reported as a Special Revenue fund.

Capital Projects Funds - used to account for the financial resources that are restricted, committed or assigned for the acquisition and/or construction of major governmental general fixed assets. The District maintains two non-major capital project funds:

1. Building Fund - used to account for resources received from old bond issues and the sale of school sites. The resources are to be used for future construction.
2. Capital Facilities Fund - used to account for resources received from residential and commercial developer impact fees.

FIDUCIARY FUNDS

Associated Student Body Funds - used to account for raising and expending money to promote the general welfare, morale and educational experiences of the student body. All school site student body fund activity is processed through the District and reported as a single fund.

PLEASANT VALLEY SCHOOL DISTRICT

NOTES TO FINANCIAL STATEMENTS

June 30, 2014

NOTE 1 - SUMMARY OF SIGNIFICANT ACCOUNTING POLICIES: (continued)

C. BASIS OF ACCOUNTING:

Basis of accounting refers to when revenues and expenditures or expenses are recognized in the accounts and reported in the financial statements. Basis of accounting relates to the timing of measurement made, regardless of the measurement focus applied. Revenues in governmental fund financial statements are considered to be available when they are collectible within the current period or soon enough thereafter to pay liabilities of the current period. For this purpose, the District considers revenues to be available if they are collected within 60 days of the end of the current fiscal period.

Government-wide financial statements are prepared using the accrual basis of accounting. Governmental funds use the modified accrual basis of accounting. Fiduciary funds use the accrual basis of accounting. Differences in the accrual and the modified accrual basis of accounting arise in the recognition of revenue, the recording of unearned revenue, and in the presentation of expenses versus expenditures.

1. Cash and Cash Equivalents

The District's cash and cash equivalents are considered to be cash on hand, demand deposits and short-term investments with original maturities of three months or less from the date of acquisition. Cash in the county treasury is recorded at cost, which approximates fair value.

2. Receivables

Receivables are generally recorded when the amount is earned and can be estimated. All material receivables are considered fully collectible. Per Education Code Section 33128.1, a local education agency may recognize for budgetary and financial reporting purposes any amount of state appropriations deferred from the current fiscal year and appropriated from the subsequent fiscal year for payment of current year costs as a receivable in the current year. The District has recognized receivables in accordance with this standard, the most notable being for the final P-2 apportionment.

PLEASANT VALLEY SCHOOL DISTRICT

NOTES TO FINANCIAL STATEMENTS

June 30, 2014

NOTE 1 - SUMMARY OF SIGNIFICANT ACCOUNTING POLICIES: (continued)

C. BASIS OF ACCOUNTING: (continued)

3. Capital Assets

Generally, capital assets result from expenditures in the governmental funds. These assets are reported in the governmental activities column of the Statement of Net Position, but are not reported in the fund financial statements.

Capital assets are capitalized at cost (or estimated historical cost) and updated for additions and retirements during the year. Donated fixed assets are recorded at their fair market values as of the date received. The District maintains a capitalization threshold of \$5,000. The District does not own any infrastructure as defined in GASB. Improvements are capitalized; however, the costs of normal maintenance and repairs that do not add to the value of the asset or materially extend an asset's life are not capitalized.

All reported capital assets except for land and construction in progress are depreciated. Improvements are depreciated over the remaining useful lives of the related capital assets. Depreciation is computed using the straight-line method over the following useful lives

<u>Description</u>	<u>Estimated Lives</u>
Buildings and Improvements	15-40 years
Furniture and Equipment	5-20 years
Vehicles	10-20 years

4. Unearned Revenue

Cash received for federal and state special projects and programs is recognized as revenue to the extent that qualified expenditures have been incurred. Unearned revenue is recorded to the extent cash received on specific projects and programs exceeds qualified expenditures.

PLEASANT VALLEY SCHOOL DISTRICT

NOTES TO FINANCIAL STATEMENTS

June 30, 2014

NOTE 1 - SUMMARY OF SIGNIFICANT ACCOUNTING POLICIES: (continued)

C. BASIS OF ACCOUNTING: (continued)

5. Compensated Absences

Accumulated unpaid employee vacation benefits are recognized as a liability when incurred in the government-wide fiduciary fund financial statements. A liability for these amounts is reported in governmental funds only if they have matured, for example, as a result of employee resignations and retirements.

Sick leave benefits are accumulated without limit for each employee. The employees do not gain a vested right to accumulated sick leave, therefore accumulated employee sick leave benefits are not recognized as a liability of the District. The District's policy is to record sick leave as an operating expense in the period taken however, unused sick leave is added to the creditable service period for calculation of retirement benefits when the employee retires.

6. Long-Term Obligations

The District reports long-term debt of governmental funds at face value in the government-wide financial statements.

7. Net Position

Net position represents the difference between assets and liabilities. Net position invested in capital assets, net of related debt consists of capital assets, net of accumulated depreciation, reduced by the outstanding balances of any borrowings used for the acquisition, construction or improvements of those assets. Net position is reported as restricted when there are limitations imposed on use through external restrictions imposed by donors, grantors, laws or regulations of other governments or by enabling legislation adopted by the District.

PLEASANT VALLEY SCHOOL DISTRICT

NOTES TO FINANCIAL STATEMENTS

June 30, 2014

NOTE 1 - SUMMARY OF SIGNIFICANT ACCOUNTING POLICIES: (continued)

C. BASIS OF ACCOUNTING: (continued)

8. Fund Balance Classification

The governmental fund financial statements present fund balance classifications that comprise a hierarchy based on the extent to which the District is bound to honor constraints on the specific purposes for which amounts can be spent. The classifications used in the governmental fund financial statements are as follows:

Nonspendable: This classification includes amounts that cannot be spent because they are either (a) not in spendable form or (b) are legally or contractually required to be maintained intact.

Restricted: Amounts for which constraints have been placed on the use of the resources either (a) externally imposed by creditors, grantors, contributors, or laws or regulations of other governments, or (b) imposed by law through constitutional provisions or enabling legislation.

Committed: Amounts that can be used only for specific purposes pursuant to constraints imposed by formal action of the District Board of Trustees. These amounts cannot be used for any other purpose unless the District Board of Trustees removes or changes the specified use by taking the same formal action (vote or resolution) that was employed when the funds were initially committed. This classification also includes contractual obligations to the extent that existing resources have been specifically committed for use in satisfying those contractual requirements.

Assigned: Amounts that are constrained by the District's intent to be used for a specific purpose but are neither restricted nor committed. The Board of Trustees, through a formal action has given authority to the Chief Business Official to assign amounts for a specific purpose that is neither restricted nor committed.

Unassigned: The residual fund balance for the General Fund and all other spendable amounts.

PLEASANT VALLEY SCHOOL DISTRICT

NOTES TO FINANCIAL STATEMENTS

June 30, 2014

NOTE 1 - SUMMARY OF SIGNIFICANT ACCOUNTING POLICIES: (continued)

C. BASIS OF ACCOUNTING: (continued)

9. Spending Order Policy

The District considers restricted amounts to have been spent when an expenditure is incurred for purposes for which both restricted and unrestricted net position or fund balance is available.

When an expenditure is incurred for which committed, assigned, or unassigned fund balances are available, GASB prescribes that the default order in which these amounts should be spent is committed, assigned, and then unassigned unless the Board of Trustees has provided otherwise in its commitment or assignment functions.

10. Minimum Fund Balance Policy

The District does not have a written minimum fund balance policy. To protect against revenue shortfalls and unexpected one-time expenditures, the District has maintained a Reserve for Economic Uncertainties consisting of unassigned amounts equivalent to at least 3% of budgeted General Fund expenditures and other financing uses. These amounts represent the minimum recommended reserve consistent with the Criteria and Standards for fiscal solvency adopted by the State Board of Education. In addition, the District has maintained an additional Budget Stabilization consisting of unassigned amounts to assist in addressing economic uncertainties.

11. State Apportionments

Certain current year apportionments from the State are based upon various financial and statistical information of the previous year. Second period to annual corrections for local control funding formula (LCFF) and other state apportionments (either positive or negative) are accrued at the end of the fiscal year.

12. Property Taxes

Secured property taxes attach as an enforceable lien on property as of January 1. Taxes are payable in two installments on November 1 and February 1. Unsecured property taxes are payable in one installment on or before August 31.

PLEASANT VALLEY SCHOOL DISTRICT

NOTES TO FINANCIAL STATEMENTS

June 30, 2014

NOTE 1 - SUMMARY OF SIGNIFICANT ACCOUNTING POLICIES: (continued)

C. BASIS OF ACCOUNTING: (continued)

12. Property Taxes (continued)

Real and personal property tax revenues are reported in the same manner in which the County auditor records and reports actual property tax receipts to the Department of Education. This is generally on a cash basis. A receivable has not been recognized in the General Fund for property taxes due to the fact that any receivable is offset by a payable to the State for LCFF purposes. Property taxes for debt service purposes cannot be estimated and have therefore not been accrued in the government-wide financial statements.

13. On-Behalf Payments

GAAP requires that direct on-behalf payments for fringe benefits and salaries made by one entity to a third party recipient for the employees of another, legally separate entity be recognized as revenue and expenditures by the employer government. The State of California makes direct on-behalf payments for retirement benefits to the State Teachers' Retirement System on behalf of all school districts in California. However, a fiscal advisory was issued by the California Department of Education instructing districts not to record revenue and expenditures for these on-behalf payments. The amount of on-behalf payments made for the District is estimated at \$1,317,000 for STRS.

14. Contributed Services

Generally accepted accounting principles require that contributions of donated services that create or enhance non-financial assets or that require specialized skills, are provided by individuals possessing those skills, and would typically need to be purchased if not provided by donation, are to be recorded at fair value in the period received. Although the District receives numerous hours of volunteer time, it is not deemed necessary to record these hours on the books of the District based on the above guidelines. In addition, the District receives donations of immaterial equipment and supplies which are not recorded upon receipt.

PLEASANT VALLEY SCHOOL DISTRICT

NOTES TO FINANCIAL STATEMENTS

June 30, 2014

NOTE 1 - SUMMARY OF SIGNIFICANT ACCOUNTING POLICIES: (continued)

C. BASIS OF ACCOUNTING: (continued)

15. Estimates

The preparation of the financial statements in conformity with generally accepted accounting principles requires management to make estimates and assumptions that affect the amounts reported in the financial statements and accompanying notes. Actual results may differ from those estimates.

D. REPORTING ENTITY:

The District is the level of government primarily accountable for activities related to public education. The governing authority consists of elected officials who, together, constitute the Board of Trustees.

The District considered its financial and operational relationships with potential component units under the reporting entity definition of GASB Statement No. 14, *The Financial Reporting Entity*, as amended by GASB Statement No. 39, *Determining Whether Certain Organizations are Component Units* and GASB Statement No. 61, *The Financial Reporting Entity: Omnibus an amendment of GASB Statements No. 14 and No. 34*.

The basic, but not the only, criterion for including another organization in the District's reporting entity for financial reports is the ability of the District's elected officials to exercise oversight responsibility over such agencies. Oversight responsibility implies that one entity is dependent on another and a financial benefit or burden relationship is present and that the dependent unit should be reported as part of the other.

Oversight responsibility is derived from the District's power and includes, but is not limited to: financial interdependency; selection of governing authority; designation of management; ability to significantly influence operations; and accountability for fiscal matters.

PLEASANT VALLEY SCHOOL DISTRICT

NOTES TO FINANCIAL STATEMENTS

June 30, 2014

NOTE 1 - SUMMARY OF SIGNIFICANT ACCOUNTING POLICIES: (continued)

D. REPORTING ENTITY: (continued)

Due to the nature and significance of their relationship with the District, including ongoing financial support of the District or its other component units, certain organizations warrant inclusion as part of the financial reporting entity. A legally separate, tax-exempt organization should be reported as a component unit of the District if all of the following criteria are met:

1. The economic resources received or held by the separate organization are entirely or almost entirely for the direct benefit of the District, its component units, or its constituents.
2. The District, or its component units, is entitled to, or has the ability to otherwise access, a majority of the economic resources received or held by the separate organization.
3. The economic resources received or held by an individual organization that the District, or its component units, is entitled to, or has the ability to otherwise access, are significant to the District.

Based upon the application of the criteria listed above, the following potential component units have been excluded in the District's reporting entity:

The Pleasant Valley Education Foundation - The Foundation is a separate not-for-profit corporation. The Foundation is not included as a component unit because the third criterion was not met; the economic resources received and held by the Foundation are not significant to the District. Separate financial statements for the Foundation may be obtained through the District.

Various PTA, PTO and Booster Clubs - Each of these types of organizations at each of the school sites within the District were evaluated using the three criterion listed above. Each entity has been excluded as a component unit because the third criterion was not met in all cases; the economic resources received and held by the PTA, PTO and the Booster Club individually are not significant to the District.

PLEASANT VALLEY SCHOOL DISTRICT

NOTES TO FINANCIAL STATEMENTS

June 30, 2014

NOTE 1 - SUMMARY OF SIGNIFICANT ACCOUNTING POLICIES: (continued)

D. REPORTING ENTITY: (continued)

The University Preparation Schools (UPS) - A charter school approved by PVSD's Board on October 11, 2001 which started operations in September 2002. UPS is a separate not-for-profit corporation. The Board of Directors are elected independent of any District Board of Director's appointments. The UPS Board is responsible for approving their own budgets and accounting related activities. Separate financial statements for UPS may be obtained through the District.

Based upon the application of the criteria listed above, the following component unit has been included in the District's reporting entity:

The Pleasant Valley School District Educational Facilities Corporation - The financial activity, including the Certificates of Participation issued by the Corporation, are included in the statement of net position. Pass-through activity for debt service payments between the District and the Corporation are eliminated. Individually prepared financial statements are not prepared for the Corporation.

NOTE 2 - BUDGETS:

By state law, the District's Governing Board must approve a budget no later than July 1, using the Single Adoption Budget process. A public hearing must be conducted to receive comments prior to adoption. The District's Governing Board satisfied these requirements. Budgets for all governmental funds were adopted on a basis consistent with GAAP.

These budgets are revised by the District's Governing Board during the year to give consideration to unanticipated income and expenditures. The original and final revised budget for the General Fund is presented in a budgetary comparison schedule in the required supplementary section.

Formal budgetary integration was employed as a management control device during the year for all budgeted funds. Expenditures cannot legally exceed appropriations by major object account.

PLEASANT VALLEY SCHOOL DISTRICT

NOTES TO FINANCIAL STATEMENTS

June 30, 2014

NOTE 3 - DEPOSITS AND INVESTMENTS:

Custodial Credit Risk

Custodial credit risk is the risk that in the event of a bank failure, the District's deposits may not be returned to it. The District does not have a deposit policy for custodial risk. As of June 30, 2014, none of the District's bank balance was exposed to credit risk.

Cash in County

In accordance with Education Code Section 41001, the District maintains substantially all of its cash in the Ventura County Treasury. The county pools these funds with those of other districts in the county and invests the cash. These pooled funds are carried at amortized cost which approximates fair value. The fair value of the District's deposits in this pool as of June 30, 2014, as provided by the County Treasurer, was \$17,960,711 as is based upon the District's pro-rata share of the fair value for the entire portfolio (in relation to the amortized cost of the portfolio).

The County is authorized to deposit cash and invest excess funds by California Government Code Section 53648 et. seq. The county is restricted by Government Code Section 53635 pursuant to Section 53601 to invest in time deposits, U.S. government securities, state registered warrants, notes or bonds, State Treasurer's investment pool, bankers' acceptances, commercial paper, negotiable certificates of deposit, and repurchase or reverse repurchase agreements. The funds maintained by the County are either secured by federal depository insurance or are collateralized. The County investment pool is not required to be rated. Interest earned is deposited quarterly into participating funds. Any investment losses are proportionately shared by all funds in the pool.

PLEASANT VALLEY SCHOOL DISTRICT

NOTES TO FINANCIAL STATEMENTS

June 30, 2014

NOTE 4 - INTERFUND TRANSACTIONS:

Interfund activity has been eliminated in the Government-wide statements as required by GASB No. 34. The following balances and transactions are reported in the fund financial statements.

1. Interfund Receivables/Payables

Individual interfund receivable and payable balances at June 30, 2014 are temporary loans and are detailed as follows:

<u>Fund</u>	<u>Interfund Receivables</u>	<u>Interfund Payables</u>
Major Fund:		
General Fund	\$ 75,925	\$ 241,200
Non-Major Funds:		
Cafeteria Fund		75,925
Deferred Maintenance Fund	<u>241,200</u>	<u> </u>
Totals	<u>\$ 317,125</u>	<u>\$ 317,125</u>

2. Interfund Transactions

Interfund transfers consist of operating transfers from funds receiving revenue to funds through which the resources are to be expended. The District did not have any interfund transfers for the 2013-14 fiscal year.

PLEASANT VALLEY SCHOOL DISTRICT

NOTES TO FINANCIAL STATEMENTS

June 30, 2014

NOTE 5 - FUND BALANCES:

The following amounts were nonspendable, restricted, committed, assigned or unassigned as shown below:

	General Fund	Debt Service Fund	Non-major Governmental Funds	Total Governmental Funds
Nonspendable				
Revolving cash	\$ 5,250	\$ -	\$ -	\$ 5,250
Total Nonspendable	5,250	-	-	5,250
Restricted				
Legally restricted programs	1,940,800		238,812	2,179,612
Construction projects			1,758,723	1,758,723
Debt service		2,476,541		2,476,541
Total Restricted	1,940,800	2,476,541	1,997,535	6,414,876
Committed				
Deferred maintenance			703,255	703,255
Total Committed	-	-	703,255	703,255
Assigned				
Instructional materials adoption	2,000,000			2,000,000
Equipment replacement	192,045			192,045
Program balances	3,299,503			3,299,503
Child care program	572,685			572,685
Total Assigned	6,064,233	-	-	6,064,233
Unassigned				
Economic uncertainties	1,483,040			1,483,040
Budget stabilization	5,964,656			5,964,656
Total Unassigned	7,447,696	-	-	7,447,696
Total fund balance	\$ 15,457,979	\$ 2,476,541	\$ 2,700,790	\$ 20,635,310

PLEASANT VALLEY SCHOOL DISTRICT

NOTES TO FINANCIAL STATEMENTS

June 30, 2014

NOTE 6 - CAPITAL ASSETS AND DEPRECIATION - SCHEDULE OF CHANGES:

A schedule of changes in general fixed assets for the year ended June 30, 2014 is shown below.

	<u>Balance</u> <u>June 30, 2013</u>	<u>Additions</u>	<u>Retirements</u>	<u>Balance</u> <u>June 30, 2014</u>
Capital Assets Not Being Depreciated:				
Land	\$ 14,908,761	\$	\$	\$ 14,908,761
Construction in progress	<u>26,326</u>	<u>304,842</u>		<u>331,168</u>
Total capital assets not being depreciated:	<u>14,935,087</u>	<u>304,842</u>	<u>-</u>	<u>15,239,929</u>
Capital Assets Being Depreciated:				
Buildings and improvements	103,585,238	28,774		103,614,012
Site improvements	2,637,436	46,232		2,683,668
Machinery, equipment and vehicles	<u>4,469,152</u>	<u>46,475</u>		<u>4,515,627</u>
Total capital assets being depreciated:	<u>110,691,826</u>	<u>121,481</u>	<u>-</u>	<u>110,813,307</u>
Less accumulated depreciation for:				
Buildings and improvements	37,040,004	3,043,007		40,083,011
Site improvements	1,009,765	139,869		1,149,634
Machinery, equipment and vehicles	<u>3,403,593</u>	<u>111,686</u>		<u>3,515,279</u>
Total accumulated depreciation:	<u>41,453,362</u>	<u>3,294,562</u>	<u>-</u>	<u>44,747,924</u>
Governmental activities capital assets, net	<u>\$ 84,173,551</u>	<u>\$ (2,868,239)</u>	<u>\$ -</u>	<u>\$ 81,305,312</u>

NOTE 7 - CAPITAL LEASES:

The District leases equipment and buildings valued at \$367,111 under agreements which provide for title to pass upon expiration of the lease period. Future minimum lease payments under these agreements are as follows:

<u>Year Ending</u> <u>June 30,</u>	<u>Lease Payment</u>
2015	\$ <u>48,287</u>
Total	48,827
Less Amount Representing Interest	<u>(1,391)</u>
Present Value of Net Minimum Lease Payments	\$ <u>46,896</u>

The District will receive no sublease rental revenues nor pay any contingent rentals for this equipment.

PLEASANT VALLEY SCHOOL DISTRICT

NOTES TO FINANCIAL STATEMENTS

June 30, 2014

NOTE 8 - GENERAL OBLIGATION BONDS:

Several bond series were issued during the time period of 1998-2001. The purpose of these bonds was to finance additional classrooms and the repair and refurbishment of existing facilities. On October 2, 2002, the District refinanced all bonds previously issued. The amount of in-substance defeased debt outstanding with the new escrow agent at June 30, 2014 for Issue A is \$4,885,000, Issue B is \$9,895,000, Issue C is \$11,245,000 and Issue D is \$9,655,000 and is not recorded in these financial statements.

The outstanding bonded debt at June 30, 2014 is:

<u>Date of Issue</u>	<u>Interest Rate %</u>	<u>Maturity Date</u>	<u>Amount of Original Issue</u>	<u>Outstanding July 1, 2013</u>	<u>Redeemed Current Year</u>	<u>Outstanding June 30, 2014</u>
10/2/2002	2.20%-5.85%	8/1/2031	<u>\$ 45,825,000</u>	<u>\$ 34,745,000</u>	<u>\$ 1,275,000</u>	<u>\$ 33,470,000</u>

The annual requirements to amortize the bonds payable outstanding as of June 30, 2014, are as follows:

<u>Year Ended June 30,</u>	<u>Principal</u>	<u>Interest</u>	<u>Total</u>
2015	\$ 1,345,000	\$ 1,944,113	\$ 3,289,113
2016	1,405,000	1,872,045	3,277,045
2017	1,490,000	1,793,610	3,283,610
2018	1,590,000	1,706,153	3,296,153
2019	1,690,000	1,612,845	3,302,845
2020-2024	10,115,000	6,449,625	16,564,625
2025-2029	13,060,000	3,110,738	16,170,738
2030-2032	<u>2,775,000</u>	<u>208,260</u>	<u>2,983,260</u>
Total	<u>\$ 33,470,000</u>	<u>\$ 18,697,389</u>	<u>\$ 52,167,389</u>

PLEASANT VALLEY SCHOOL DISTRICT

NOTES TO FINANCIAL STATEMENTS

June 30, 2014

NOTE 9 - CERTIFICATES OF PARTICIPATION:

The District originally entered into a long-term lease agreement to provide for the financing of the acquisition and installation of certain items of equipment and capital improvements in 1993. The agreement is between the Pleasant Valley School District as the “lessee” and the Pleasant Valley School District Educational Facilities Corporation, as the “lessor” or “corporation”. The Corporation’s funds for acquiring these items were generated by the issuance of \$4,370,000 of Certificates of Participation, which are tax exempt and therefore issued at interest rates below current market levels for taxable investments.

On May 1, 1997, the Pleasant Valley School District Educational Facilities Corporation issued Refunding Certificates of Participation in the amount of \$4,550,000 with interest rates ranging from 3.8% to 5.7%. The proceeds were used to pay off the 1993 Certificates of Participation.

On June 28, 2012, the Pleasant Valley School District Educational Facilities Corporation issued Refunding Certificates of Participation in the amount of \$2,100,463 with a stated interest rate of 2.65%. The refunding proceeds were issued to advance refund the 1997 Refunding Certificates of Participation. \$1,933,395 in refunding proceeds were placed into an irrevocable escrow account and were used to call and payoff the refunded certificates during 2012-13.

The outstanding long-term debt at June 30, 2014 is:

Year Ended <u>June 30,</u>	<u>Principal</u>	<u>Interest</u>	<u>Total</u>
2015	\$294,814	\$40,841	\$335,655
2016	298,091	33,029	331,120
2017	305,886	25,129	331,015
2018	318,031	17,023	335,054
2019	<u>324,359</u>	<u>8,596</u>	<u>332,955</u>
Total	<u>\$1,541,181</u>	<u>\$ 124,618</u>	<u>\$1,665,799</u>

PLEASANT VALLEY SCHOOL DISTRICT

NOTES TO FINANCIAL STATEMENTS

June 30, 2014

NOTE 10 - EARLY RETIREE INCENTIVE:

The District adopted an Early Retiree Incentive in 2010 and 2011. Eligible employees that retired prior to a certain date are provided a retirement annuity based upon earnings and length of service. Eighteen and sixteen employees that met the requirements chose to participate in the plan in 2010 and 2011, respectively. Expenditures paid during 2013-14 totaled \$89,131. The District's liability as of June 30, 2014 is \$98,385.

NOTE 11 - LONG-TERM DEBT - SCHEDULE OF CHANGES:

A schedule of changes in long-term debt for the year ended June 30, 2014 is shown below.

	Balance June 30, 2013	Additions	Deletions	Balance June 30, 2014	Due In One Year
General obligation bonds - refunding	\$ 34,745,000	\$	\$1,275,000	\$ 33,470,000	\$ 1,345,000
Capital leases	152,046		105,150	46,896	46,896
Certificates of participation	1,827,098		285,917	1,541,181	294,814
Early retiree incentive	187,516		89,131	98,385	87,445
Other postemployment benefits other than pensions (OPEB)	554,793	383,411		938,204	
Compensated absences	349,207	55,068		404,275	
	<u>\$ 37,815,660</u>	<u>\$ 438,479</u>	<u>\$1,755,198</u>	<u>\$ 36,498,941</u>	<u>\$ 1,774,155</u>

Liabilities are liquidated by the General Fund for governmental activities, including compensated absences, net OPEB obligations and the supplemental employee retirement plan. Certificates of participation and capital leases are liquidated by the General Fund and Capital Facilities Fund. General obligation bond liabilities are liquidated through property tax collections as administered by the County Controller's office through the Bond Interest and Redemption (Debt Service) Fund.

PLEASANT VALLEY SCHOOL DISTRICT

NOTES TO FINANCIAL STATEMENTS

June 30, 2014

NOTE 12 - EMPLOYEE RETIREMENT PLANS:

Qualified employees are covered under multiple-employer defined benefit pension plans maintained by agencies of the State of California. Certificated employees are members of the State Teachers' Retirement System (STRS) and classified employees are members of the Public Employees' Retirement System (PERS).

State Teachers' Retirement System (STRS)

Plan Description

The District contributes to the State Teachers' Retirement System (STRS), a cost-sharing multiple-employer public employee retirement system defined benefit pension plan administered by STRS. The plan provides retirement, disability and survivor benefits to beneficiaries. Benefit provisions are established by State statutes, as legislatively amended, within the State Teachers' Retirement Law. STRS issues a separate comprehensive annual financial report that includes financial statements and required supplementary information. Copies of the STRS annual financial report may be obtained from STRS, 7667 Folsom Boulevard, Sacramento, CA 95826.

Funding Policy

Active plan members are required to contribute 8.0% of their salary and the District is required to contribute an actuarially determined rate. The actuarial methods and assumptions used for determining the rate are those adopted by the STRS Teachers' Retirement Board. The required employer contribution rate for fiscal year 2013-14 was 8.25% of annual payroll. The contribution requirements of the plan members are established and may be amended by State statute.

PLEASANT VALLEY SCHOOL DISTRICT

NOTES TO FINANCIAL STATEMENTS

June 30, 2014

NOTE 12 - EMPLOYEE RETIREMENT PLANS: (continued)

Public Employees' Retirement System (PERS)

Plan Description

The District contributes to the School Employer Pool under the California Public Employees' Retirement System (CalPERS), a cost-sharing multiple-employer public employee retirement system defined benefit pension plan administered by CalPERS. The plan provides retirement and disability benefits, annual cost-of-living adjustments, and death benefits to plan members and beneficiaries. Benefit provisions are established by State statutes, as legislatively amended, within the Public Employees' Retirement Law. CalPERS issues a separate and required supplementary information. Copies of the CalPERS annual financial report may be obtained from the CalPERS Executive Office, 400 P Street, Sacramento, CA 95814.

Funding Policy

Active plan members are required to contribute 7.0% of their salary and the District is required to contribute an actuarially determined rate. The actuarial methods and assumptions used for determining the rate are those adopted by the CalPERS Board of Administration. The required employer contribution rate for fiscal year 2013-14 was 11.442% of annual payroll. The contribution requirements of the plan members are established and may be amended by State statute.

Contributions to STRS and PERS

The District's contributions to STRS and PERS for each of the last three fiscal years is as follows:

<u>Year Ended</u> <u>June 30,</u>	<u>STRS</u>		<u>PERS</u>	
	<u>Required</u> <u>Contribution</u>	<u>Percent</u> <u>Contributed</u>	<u>Required</u> <u>Contribution</u>	<u>Percent</u> <u>Contributed</u>
2012	\$1,849,118	100%	\$761,375	100%
2013	1,864,926	100%	790,107	100%
2014	2,008,988	100%	894,832	100%

PLEASANT VALLEY SCHOOL DISTRICT

NOTES TO FINANCIAL STATEMENTS

June 30, 2014

NOTE 13 - POSTEMPLOYMENT HEALTHCARE BENEFITS:

Plan Description and Eligibility

The District provides medical coverage to retirees based on the following provisions:

- A. Retiree benefits for employees who retired on or before June 30, 1984:

The District shall provide fully paid medical, dental and/or vision insurance premiums for employees and dependents of employees who retired on or before June 30, 1984, after reaching their 55th birthday, provided said employee had given ten (10) years of satisfactory service to the District. This coverage shall extend for the life of the retired employee.

- B. Retiree benefits for employees hired on or before June 30, 1984, who retire after June 30, 1984:

The District shall contribute not more than three thousand nine hundred dollars (\$3,900) per year per retiree and dependents toward medical, dental and/or vision insurance premiums for all qualified employees and dependents of employees who retire after June 30, 1984, after reaching their 55th birthday, provided said employee had given twelve (12) consecutive years of satisfactory service to the District. This coverage shall extend for the life of the retired employee.

- C. Retiree benefits for employees hired after June 30, 1984:

The District shall contribute not more than twenty-four hundred dollars (\$2,400) per year per employee and dependents of employees toward medical, dental and/or vision premiums for all employees hired subsequent to June 30, 1984. The employee shall be required to have reached their 60th birthday and shall be required to have served the District for fifteen (15) consecutive years. This coverage shall extend for the life of the retired employee.

PLEASANT VALLEY SCHOOL DISTRICT

NOTES TO FINANCIAL STATEMENTS

June 30, 2014

NOTE 13 - POSTEMPLOYMENT HEALTHCARE BENEFITS: (continued)

Plan Description and Eligibility (continued)

- D. Retiree benefits for employees hired after June 30, 1986 who are eligible for Medicare through District employment and who meet the qualifications of subsection C above receive benefits as outlined below:

The District shall contribute not more than twenty-four hundred (\$2,400) per year per employee and dependents of employees toward medical, dental and/or vision premiums until such time as the employee meets the eligibility requirements for Medicare.

The Retiree Health Plan does not issue a separate financial report.

Funding Policy

The District currently finances benefits on a pay-as-you-go basis. The District contributes the cost of current year premiums for eligible retired plan members and their dependents as applicable. For fiscal year ended 2014, the District contributed \$926,387 to the plan for current year premiums.

Annual OPEB Cost and Net OPEB Obligation

The District's annual other postemployment benefit (OPEB) cost (expense) is calculated based on the annual required contribution of the employer (ARC), an amount actuarially determined in accordance with the parameters of GASB Statement No. 45. The ARC represents a level of funding that, if paid on an ongoing basis, is projected to cover normal cost each year and amortize any unfunded actuarial liabilities (or funding excess) over a period not to exceed thirty years.

PLEASANT VALLEY SCHOOL DISTRICT

NOTES TO FINANCIAL STATEMENTS

June 30, 2014

NOTE 13 - POSTEMPLOYMENT HEALTHCARE BENEFITS: (continued)

Annual OPEB Cost and Net OPEB Obligation (continued)

The following table shows the components of the District's annual OPEB cost for the year, the amount actually contributed, and changes in the OPEB obligation:

Annual required contribution (ARC)	\$ 1,318,148
Interest on net OPEB obligation	27,740
Adjustment to ARC	<u>(36,090)</u>
Annual OPEB cost	1,309,798
Contributions made	<u>(926,387)</u>
Change in net OPEB obligation	383,411
Net OPEB obligation - beginning of year	<u>554,793</u>
Net OPEB obligation - end of year	<u>\$ 938,204</u>

The District's annual OPEB cost, the percentage of annual OPEB cost contributed, and the net OPEB obligation for each of the last three fiscal years is as follows:

<u>Fiscal Year Ended</u>	<u>Annual OPEB Cost</u>	<u>Percentage of Annual OPEB Cost Contributed</u>	<u>Net OPEB Obligation</u>
6/30/2012	\$ 1,161,291	87.4%	\$ 385,756
6/30/2013	1,312,342	87.1%	554,793
6/30/2014	1,309,798	70.7%	938,204

PLEASANT VALLEY SCHOOL DISTRICT

NOTES TO FINANCIAL STATEMENTS

June 30, 2014

NOTE 13 - POSTEMPLOYMENT HEALTHCARE BENEFITS: (continued)

Funding Status and Funding Progress

As of March 1, 2013, the most recent actuarial valuation date, the plan was unfunded. The actuarial accrued liability for benefits as well as the unfunded actuarial accrued liability (UAAL) was \$11,872,342. The covered payroll (annual payroll of active employees covered by the plan) was \$26,548,491, and the ratio of the UAAL to the covered payroll was 44.7%. Currently, the District is using the pay as you go method to fund the existing fiscal year payments.

Actuarial valuations of an ongoing benefit plan involve estimates of the value of reported amounts and assumptions about the probability of occurrence of events far into the future. Examples include assumptions about future employment, mortality, and the healthcare cost trend. Amounts determined regarding the funded status of the plan and the annual required contributions of the employer are subject to continual revision as actual results are compared with past expectations and new estimates are made about the future. The schedule of postemployment healthcare benefits funding progress, presented as required supplementary information following the notes to the financial statements, presents multiyear trend information about whether the actuarial value of plan assets, if any, is increasing or decreasing over time relative to the actuarial accrued liabilities for benefits.

Actuarial Methods and Assumptions

Projections of benefits for financial reporting purposes are based on the substantive plan (the plan as understood by the employer and the plan members) and include the types of benefits provided at the time of each valuation and the historical pattern of sharing of benefit costs between the employer and plan members to that point. The actuarial methods and assumptions used include techniques that are designed to reduce the effects of short-term volatility in actuarial accrued liabilities and the actuarial value of assets, if any, consistent with the long-term perspective of the calculations.

In the March 1, 2013 actuarial valuation, the entry age normal actuarial cost method was used. The actuarial assumptions included a 5.0 percent investment rate of return, and an annual healthcare cost trend rate of 4.0 percent per year. Both rates included a 3.0 percent inflation assumption. The actuarial value of assets was determined using techniques that spread the effects of short-term volatility in the market value of investments over a five-year period. The UAAL is amortized as a level dollar amount on a closed basis over sixteen years for the initial UAAL and on an open basis over thirty years for the remaining UAAL. The amortization period will expire on the initial UAAL in the fiscal year 2023-24.

PLEASANT VALLEY SCHOOL DISTRICT

NOTES TO FINANCIAL STATEMENTS

June 30, 2014

NOTE 14 - JOINT POWERS AGREEMENTS:

The Pleasant Valley School District (the District) participates in three joint power agreement (JPA) entities, the Ventura County Schools Self-Funding Authority (VCSSFA), the Ventura County Fast Action School Transit Authority (VCFAST) and the Self Insured Schools of California (SISC). VCSSFA provides workers' compensation, property and liability coverage for its member school districts. The District pays a contribution commensurate with the level of coverage requested. VCFAST was established July 1, 1995 for the purpose of providing a county wide distribution system for carrying documents and materials to and from the Ventura County Superintendent of Schools Office and participating public agencies. SISC arranges for health and welfare benefits for employees and retirees of participating school districts and their eligible dependents. Member districts pay a monthly premium per eligible participant.

The JPAs are governed by a board consisting of a representative from each member district. The governing board controls the operations of its JPA independent of any influence by the District beyond the District's representation on the governing board.

The JPAs are independently accountable for their fiscal matters. VCSSFA, VCFAST and SISC maintain their own accounting records. Budgets are not subject to any approval other than that of the JPAs governing board. Member districts share surpluses and deficits proportionately to their participation in the JPA. Separate financial statements for each JPA may be obtained from the respective entity.

The relationship between the District and the JPA is such that the JPA is not a component unit of the District for financial reporting purposes.

	VCSSFA (Audited) <u>June 30, 2013</u>	VCFAST (Audited) <u>June 30, 2013</u>	SISC (Audited) <u>September 30, 2013</u>
Total Assets	\$ 91,775,904	\$ 32,349	\$ 307,006,834
Total Liabilities	\$ 53,062,419	\$ 22,326	\$ 139,744,058
Total Net Position	\$ 38,713,485	\$ 10,023	\$ 167,262,776
Total Revenues	\$ 23,059,192	\$ 113,002	\$ 1,395,304,821
Total Expenditures	\$ 18,064,121	\$ 105,698	\$ 1,386,741,291

PLEASANT VALLEY SCHOOL DISTRICT

NOTES TO FINANCIAL STATEMENTS

June 30, 2014

NOTE 15 - COMMITMENTS AND CONTINGENCIES:

A. State and Federal Allowances, Awards, and Grants

The District has received state and federal funds for specific purposes, including reimbursement of mandated costs, which are subject to review and audit by the grantor agencies. Although such audits could generate expenditure disallowances under terms of the grants, it is believed that any required reimbursement will not be material.

B. Litigation

The District is involved in claims and legal actions arising in the ordinary course of business. In the opinion of management, the ultimate disposition of these matters will not have a material adverse effect on the District's financial statements.

**NOTE 16 - GOVERNMENTAL ACCOUNTING STANDARDS BOARD STATEMENTS
ISSUED, NOT YET EFFECTIVE:**

The Governmental Accounting Standards Board (GASB) has issued pronouncements prior or to June 30, 2014 that have future effective dates. The selected pronouncements will most likely impact the District's financial reporting in future periods.

Governmental Accounting Standards Board Statement No. 68

In June 2012, the GASB Issued Statement No. 68, *Accounting and Financial Reporting for Pensions—an amendment of GASB Statement No. 27*. This standard is designed to improve accounting and financial reporting by state and local governments for pensions. It also improves information provided by state and local governmental employers about financial support for pensions provided by other entities. This statement replaces the requirements of GASB Statement No. 27, *Accounting for Pensions by State and Local Governmental Employers*, and GASB Statement No. 50, *Pension Disclosures*. This statement is effective for fiscal year 2014-15 financial statements.

PLEASANT VALLEY SCHOOL DISTRICT

NOTES TO FINANCIAL STATEMENTS

June 30, 2014

**NOTE 16 - GOVERNMENTAL ACCOUNTING STANDARDS BOARD STATEMENTS
ISSUED, NOT YET EFFECTIVE: (continued)**

Governmental Accounting Standards Board Statement No. 69

In January 2013, the GASB issued Statement No. 69 *Government Combinations and Disposals of Government Operations*. This statement provides guidance on the measurement of assets and liabilities in a government merger or when a government acquires another entity, or its operations, in exchange for significant consideration. This statement also provides guidance for transfers of operations that do not constitute entire legally separate entities and in which no significant consideration is exchanged. This statement is effective for fiscal year 2014-15 financial statements.

Governmental Accounting Standards Board Statement No. 71

In November 2013, the GASB issued Statement No. 71 *Pension Transition for Contributions Made Subsequent to Measurement Date - an amendment of GASB Statement No. 8*. This Statement addresses an issue regarding application of the transition provision of Statement No. 68. This statement is effective for fiscal year 2014-15 financial statements

REQUIRED SUPPLEMENTARY INFORMATION

PLEASANT VALLEY SCHOOL DISTRICT

SCHEDULE OF BUDGETARY COMPARISON FOR THE GENERAL FUND
For the Fiscal Year Ended June 30, 2014

	Budgeted Amounts - General Fund		Actual Amounts General Fund	(a) Fund Basis to GAAP	Actual Amounts GAAP Basis
	Original	Final			
Revenues					
Local control funding formula sources:					
State apportionments	\$ 16,342,519	\$ 19,255,227	\$ 22,109,725	\$	\$ 22,109,725
Local sources	16,097,918	16,669,246	16,965,173		16,965,173
Total revenue limit sources	32,440,437	35,924,473	39,074,898	-	39,074,898
Federal sources	2,081,748	2,442,431	2,309,010		2,309,010
Other state sources	6,438,063	6,207,095	2,960,615		2,960,615
Other local sources	5,649,292	5,843,118	6,139,039	1,301,212	7,440,251
Total Revenues	46,609,540	50,417,117	50,483,562	1,301,212	51,784,774
Expenditures					
Certificated salaries	24,225,138	24,794,534	24,794,225	64,361	24,858,586
Classified salaries	6,729,810	7,288,802	7,288,400	615,489	7,903,889
Employee benefits	9,257,054	9,519,448	9,395,771	187,527	9,583,298
Books and supplies	2,561,209	5,182,674	2,585,702	71,742	2,657,444
Services and other operating expenses	4,420,501	5,300,670	3,995,683	189,890	4,185,573
Capital outlay	30,000	48,340	42,401		42,401
Other outgo	945,000	1,392,502	774,309		774,309
Debt service	349,742	439,742	392,892	16,716	409,608
Direct support - indirect costs	(72,600)	(73,159)	(75,925)		(75,925)
Total Expenditures	48,445,854	53,893,553	49,193,458	1,145,725	50,339,183
Excess (deficiency) of revenues over expenditures	(1,836,314)	(3,476,436)	1,290,104	155,487	1,445,591
Other Financing Uses					
Interfund transfers out	(245,269)	(241,200)			-
Total Other Financing Uses	(245,269)	(241,200)	-	-	-
Net changes in fund balance	\$ (2,081,583)	\$ (3,717,636)	1,290,104	155,487	1,445,591
Fund Balance - Beginning of Year			13,595,190	417,198	14,012,388
Fund Balance - End of Year			\$ 14,885,294	\$ 572,685	\$ 15,457,979

(a) Amounts presented are the result of the District including activity of the Child Development fund. (See Note 1)

See the accompanying notes to the required supplementary information.

PLEASANT VALLEY SCHOOL DISTRICT

SCHEDULE OF POSTEMPLOYMENT HEALTHCARE BENEFITS FUNDING PROGRESS

For the Fiscal Year Ended June 30, 2014

<u>Actuarial Valuation Date</u>	<u>Actuarial Value of Assets (AVA)</u>	<u>Actuarial Accrued Liability (Unit Cost Method) (AAL)</u>	<u>Unfunded Actuarial Accrued Liability (UAAL)</u>	<u>Funding Ratio</u>	<u>Covered Payroll</u>	<u>UAAL as a Percentage of Covered Payroll</u>
3/1/2009	\$	\$ 12,986,325	\$ 12,986,325	0.0%	\$ 33,346,204	38.9%
3/1/2011		10,673,915	10,673,915	0.0%	26,863,524	39.7%
3/1/2013		11,872,342	11,872,342	0.0%	26,548,491	44.7%

See the accompanying notes to the required supplementary information.

PLEASANT VALLEY SCHOOL DISTRICT

**NOTES TO REQUIRED SUPPLEMENTARY INFORMATION
For the Fiscal Year Ended June 30, 2014**

NOTE 1 - PURPOSE OF SCHEDULES:

A. Schedule of Budgetary Comparison For The General Fund

A budgetary comparison be presented for the general fund and for any major special revenue fund that has a legally adopted annual budget. This schedule presents the budget as originally adopted, the revised budget as of the fiscal year end, actual amounts at fiscal yearend and any adjustments needed to present the amounts in accordance with generally accepted accounting principles (GAAP).

B. Schedule of Postemployment Healthcare Benefits Funding Progress

The schedule is intended to show trends about the funding progress of the District's actuarially determined liability for postemployment benefits other than pensions.

NOTE 2 - EXCESS OF EXPENDITURES OVER APPROPRIATIONS:

There were no excesses of expenditures over appropriations in the General Fund.

SUPPLEMENTARY INFORMATION

PLEASANT VALLEY SCHOOL DISTRICT

HISTORY AND ORGANIZATION

June 30, 2014

The Pleasant Valley School District is comprised of an area of approximately forty-nine (49) square miles located in Ventura County. There were no changes in the boundaries of the District during the current year. The District is currently operating one pre-school, seven elementary schools, two middle schools and two alternative (Grades K-8) schools.

The Board of Trustees and the District Administrators for the fiscal year ended June 30, 2014 were as follows:

BOARD OF TRUSTEES

<u>Member</u>	<u>Office</u>	<u>Term Expires</u>
Mr. Ron Speakman	President	December 2014
Mrs. Kelly Long	Clerk	December 2016
Mrs. Suzanne Kitchens	Member	December 2016
Ms. Debra Kuske	Member	December 2014
Mr. Bob Rust	Member	December 2014

DISTRICT ADMINISTRATION

Ms. RaeAnne Michael	Superintendent
Ms. Cathy Bojorquez	Chief Business Official
Dr. Kristal DeVillers	Assistant Superintendent, Curriculum, Instruction and Assessment
Ms. Evalene Murphy	Assistant Superintendent, Human Resources

PLEASANT VALLEY SCHOOL DISTRICT

SCHEDULE OF AVERAGE DAILY ATTENDANCE (ADA)

For the Fiscal Year Ended June 30, 2014

The requirements governing ADA, admission of pupils, types of schools, recording and reporting of pupil attendance, and similar matters are controlled by provisions of the Education Code and by regulations of the California Department of Education.

ADA statistics reported to the State for the fiscal year ended June 30, 2014 are as follows:

	Second Period	Annual
Grades transitional kindergarten through third		
Regular ADA	2,758	2,759
Extended year special education	4	4
Total grades transitional kindergarten through third	2,762	2,763
Grades four through six		
Regular ADA	2,158	2,156
Extended year special education	3	3
Total grades four through six	2,161	2,159
Grades seven and eight		
Regular ADA	1,427	1,426
Extended year special education	1	2
Special education - nonpublic, nonsectarian schools	3	3
Total grades seven and eight	1,431	1,431
Total ADA	6,354	6,353

See the accompanying notes to the supplementary information.

PLEASANT VALLEY SCHOOL DISTRICT

SCHEDULE OF INSTRUCTIONAL TIME

For the Fiscal Year Ended June 30, 2014

<u>Grade Level</u>	<u>2013-14 Minutes</u>		<u>Actual Minutes</u>	<u>Number of Days</u>	<u>Status</u>
	<u>Normal Requirement</u>	<u>Reduced Requirement</u>		<u>Traditional Calendar</u>	
Kindergarten	36,000	35,000	40,149	180	In Compliance
Grade 1	50,400	49,000	50,646	180	In Compliance
Grade 2	50,400	49,000	50,646	180	In Compliance
Grade 3	50,400	49,000	50,646	180	In Compliance
Grade 4	54,000	52,500	58,028	180	In Compliance
Grade 5	54,000	52,500	58,028	180	In Compliance
Grade 6	54,000	52,500	61,544	180	In Compliance
Grade 7	54,000	52,500	61,544	180	In Compliance
Grade 8	54,000	52,500	61,544	180	In Compliance

See the accompanying notes to the supplementary information.

PLEASANT VALLEY SCHOOL DISTRICT

**SCHEDULE OF EXPENDITURES OF FEDERAL AWARDS
For the Fiscal Year Ended June 30, 2014**

<u>PROGRAM NAME</u>	<u>Federal Catalog Number</u>	<u>Pass-Through Entity Identifying Number</u>	<u>Federal Expenditures</u>
Federal Categorical Aid Programs:			
<u>U.S. DEPARTMENT OF AGRICULTURE:</u>			
Pass-Through California Department of Education:			
Child Nutrition Cluster:			
School Breakfast Program	10.553	13390	\$ 234,521
National School Lunch Program	10.555	13396	812,824
Subtotal: Child Nutrition Cluster			<u>1,047,345</u>
Total: U.S. Department of Agriculture			<u>1,047,345</u>
<u>U.S. DEPARTMENT OF EDUCATION:</u>			
Pass-Through California Department of Education:			
Special Education Cluster:			
IDEA Basic Local Assistance Entitlement	84.027	13379	1,144,605
IDEA Federal Preschool Grants	84.173	13430	55,327
IDEA Preschool Local Entitlements	84.027A	13682	109,211
Subtotal Special Education Cluster			<u>1,309,143</u>
No Child Left Behind:			
Title I, Part A	84.010	14329	522,195
Title II - Improving Teacher Quality	84.367	14341	235,015
Title III - Limited English Proficient Student Program	84.365	14346	114,507
Total: U.S. Department of Education			<u>2,180,860</u>
<u>U.S. DEPARTMENT OF HEALTH AND HUMAN SERVICES:</u>			
Pass-Through California Department of Education:			
Medi-Cal Billing Option	93.778	10013	25,754
Total: U.S. Department of Health and Human Services			<u>25,754</u>
Total Federal Program Expenditures			<u>\$ 3,253,959</u>
<u>Reconciliation to Federal Revenue</u>			
Total Federal Program Expenditures			\$ 3,253,959
Revenues in excess of expenditures related to Federal entitlement			
Medi-Cal Administrative Activities	93.778	10060	23,551
Medi-Cal Billing Option	93.778	10013	44,623
Federal Impact Aid: Maintenance and Operations	84.041	10015	34,221
			<u>\$ 3,356,354</u>

The District is the recipient of a federal award program that does not result in cash receipts or disbursements. The District was granted \$24,622 of commodities under the National School Lunch Program (CFDA 10.555).

See the accompanying notes to the supplementary information.

PLEASANT VALLEY SCHOOL DISTRICT

SCHEDULE OF FINANCIAL TRENDS AND ANALYSIS

For the Fiscal Year Ended June 30,

	<u>(Budget) 2015</u>		<u>2014</u>		<u>2013</u>		<u>2012</u>	
	<u>Amount</u>	<u>%</u>	<u>Amount</u>	<u>%</u>	<u>Amount</u>	<u>%</u>	<u>Amount</u>	<u>%</u>
Revenue								
Local control funding formula sources*	\$ 42,617,426	75.9	\$ 39,074,898	79.4	\$ 31,977,239	68.8	\$ 32,007,827	72.3
Federal sources	2,087,831	3.7	2,309,010	4.7	2,959,460	6.4	2,955,599	6.7
Other state sources*	1,228,194	2.2	2,960,615	6.0	6,622,465	14.2	5,908,389	13.3
Other local sources	5,933,840	10.5	6,139,039	12.5	6,363,103	13.7	6,541,224	14.8
Total Revenue	<u>51,867,291</u>	<u>92.3</u>	<u>50,483,562</u>	<u>102.6</u>	<u>47,922,267</u>	<u>103.1</u>	<u>47,413,039</u>	<u>107.1</u>
Expenditures								
Certificated salaries	25,958,619	46.2	24,794,225	50.4	23,128,675	49.7	22,354,537	50.5
Classified salaries	7,568,210	13.5	7,288,400	14.8	6,399,272	13.8	6,439,016	14.5
Employee benefits	10,441,378	18.6	9,395,771	19.1	9,659,545	20.8	9,261,735	20.9
Books and supplies	5,103,811	9.1	2,585,702	5.3	2,093,722	4.5	1,232,312	2.8
Services and other operating expenses	5,095,772	9.1	3,995,683	8.1	3,643,597	7.8	3,413,175	7.7
Capital outlay	-	-	42,401	0.1	89,056	0.2	8,907	0.0
Other outgo	1,340,517	2.4	774,309	1.6	1,170,039	2.5	1,119,327	2.5
Debt service	470,000	0.8	392,892	0.8	381,525	0.8	272,743	0.6
Direct support - indirect costs	(37,605)	(0.1)	(75,925)	(0.2)	(59,110)	(0.1)	(67,665)	(0.1)
Interfund transfers out	241,200	0.4	-	-	-	-	240,164	0.6
Total Expenditures	<u>56,181,902</u>	<u>100.0</u>	<u>49,193,458</u>	<u>100.0</u>	<u>46,506,321</u>	<u>100.0</u>	<u>44,274,251</u>	<u>100.0</u>
Change in Fund Balance	<u>\$ (4,314,611)</u>	<u>(7.7)</u>	<u>\$ 1,290,104</u>	<u>2.6</u>	<u>\$ 1,415,946</u>	<u>3.1</u>	<u>\$ 3,138,788</u>	<u>7.1</u>
Ending Fund Balance	<u>\$ 10,570,683</u>	<u>18.8</u>	<u>\$ 14,885,294</u>	<u>30.3</u>	<u>\$ 13,595,190</u>	<u>29.2</u>	<u>\$ 12,179,244</u>	<u>27.5</u>
Available Reserve	<u>\$ 4,686,140</u>	<u>8.3</u>	<u>\$ 7,447,696</u>	<u>15.1</u>	<u>\$ 7,371,590</u>	<u>15.9</u>	<u>\$ 6,809,671</u>	<u>15.4</u>
Recommended Reserve Percentage		<u>3.0</u>		<u>3.0</u>		<u>3.0</u>		<u>3.0</u>
Average Daily Attendance	<u>6,354</u>		<u>6,354</u>		<u>6,310</u>		<u>6,376</u>	
Total Long-Term Debt	<u>\$ 34,724,786</u>		<u>\$ 36,498,941</u>		<u>\$ 37,815,660</u>		<u>\$ 39,404,576</u>	

IMPORTANT NOTES:

Amounts above are those reported as General Fund in the State accounting software and do not include the Child Development fund reported in the General Fund of the governmental funds' financial statements.

Available reserves are those amounts designated for economic uncertainty, and any other remaining unassigned fund balances from the General Fund.

All percentages are of total expenditures.

2015 Budget is the budget approved on June 19, 2014.

* In 2013/14, the state changed its primary funding method from the revenue limit formula to the local control funding formula which combined the previous revenue limit funding and other state funding sources (Tier III categoricals, class size reduction, transportation and Economic Impact Aid) into the local control funding formula sources.

See the accompanying notes to the supplementary information.

PLEASANT VALLEY SCHOOL DISTRICT

**SCHEDULE OF CHARTER SCHOOLS
For the Fiscal Year Ended June 30, 2014**

<u>Charter School</u>	<u>Included in District Audit Report</u>
University Preparation School at CSU Channel Islands	No
University Charter Middle School CSU at Channel Islands	No

See the accompanying notes to the supplementary information.

PLEASANT VALLEY SCHOOL DISTRICT
RECONCILIATION OF ANNUAL FINANCIAL AND BUDGET
REPORT WITH AUDITED FINANCIAL STATEMENTS
For the Fiscal Year Ended June 30, 2014

There were no differences between the fund balances reported on the June 30, 2014 Annual Financial and Budget Report for the governmental funds and the audited financial statements.

See the accompanying notes to the supplementary information.

PLEASANT VALLEY SCHOOL DISTRICT
NOTES TO SUPPLEMENTARY INFORMATION
For the Fiscal Year Ended June 30, 2014

NOTE 1 - PURPOSE OF SCHEDULES:

A. Schedule of Average Daily Attendance (ADA)

Average daily attendance is a measurement of the number of pupils attending classes of the District. The purpose of attendance accounting from a fiscal standpoint is to provide the basis on which apportionments of state funds are made to school districts. This schedule provides information regarding the attendance of students at various grade levels and in different programs.

B. Schedule of Instructional Time

This schedule presents information on the amount of instructional time offered by the District and whether the District complied with the provisions of Education Code Sections 46200 through 46206.

The District met or exceeded its target funding and has received incentive funding for increasing instructional time as provided by the Incentives for Longer Instructional Day.

C. Schedule of Expenditures of Federal Awards

OMB Circular A-133 requires a disclosure of the financial activities of all federally funded programs. This schedule is presented on the modified accrual basis of accounting.

D. Schedule of Financial Trends and Analysis

The *Standards and Procedures for Audits of California K-12 Local Education Agencies* requires that this schedule be prepared showing financial trends of the general fund over the past three fiscal years as well as the current year budget. This report is intended to identify if the District has potential fiscal problems and if they have met the recommended available reserve percentages.

E. Schedule of Charter Schools

The *Standards and Procedures for Audits of California K-12 Local Education Agencies* requires that this schedule list all charter schools chartered by the District and inform the users whether or not the charter school information is included in the District's financial statements.

PLEASANT VALLEY SCHOOL DISTRICT
NOTES TO SUPPLEMENTARY INFORMATION
For the Fiscal Year Ended June 30, 2014

NOTE 1 - PURPOSE OF SCHEDULES: (continued)

F. Reconciliation of Annual Financial and Budget Report with Audited Financial Statements

This schedule provides the information necessary to reconcile the fund balances of all funds as reported on the annual Financial and Budget Report form to the audited financial statements.

OPTIONAL SUPPLEMENTARY INFORMATION

PLEASANT VALLEY SCHOOL DISTRICT

NON-MAJOR GOVERNMENTAL FUNDS
COMBINING BALANCE SHEET

June 30, 2014

	Cafeteria Fund	Deferred Maintenance Fund	Building Fund	Capital Facilities Fund	Total Non- major Governmental Funds
<u>Assets</u>					
Cash in county treasury	\$ 149,741	\$ 463,506	\$ 306,607	\$ 1,558,660	\$ 2,478,514
Cash collections awaiting deposit	27,930				27,930
Accounts Receivable:					
Federal and state governments	201,254				201,254
Miscellaneous	2,891	386	254	3,452	6,983
Due from other funds		241,200			241,200
Total Assets	<u>\$ 381,816</u>	<u>\$ 705,092</u>	<u>\$ 306,861</u>	<u>\$ 1,562,112</u>	<u>\$ 2,955,881</u>
<u>Liabilities and Fund Balance</u>					
Liabilities					
Accounts payable	\$ 67,079	\$ 1,837	\$ -	\$ 110,250	\$ 179,166
Due to other funds	75,925				75,925
Total Liabilities	<u>143,004</u>	<u>1,837</u>	<u>-</u>	<u>110,250</u>	<u>255,091</u>
Fund Balance					
Restricted	238,812		306,861	1,451,862	1,997,535
Committed		703,255			703,255
Total Fund Balance	<u>238,812</u>	<u>703,255</u>	<u>306,861</u>	<u>1,451,862</u>	<u>2,700,790</u>
Total Liabilities and Fund Balance	<u>\$ 381,816</u>	<u>\$ 705,092</u>	<u>\$ 306,861</u>	<u>\$ 1,562,112</u>	<u>\$ 2,955,881</u>

See the accompanying notes to the optional supplementary information.

PLEASANT VALLEY SCHOOL DISTRICT

NON-MAJOR GOVERNMENTAL FUNDS

COMBINING STATEMENT OF REVENUES, EXPENDITURES AND CHANGES IN FUND BALANCE

For the Fiscal Year Ended June 30, 2014

	Cafeteria Fund	Deferred Maintenance Fund	Building Fund	Capital Facilities Fund	Total Non- major Governmental Funds
Revenues					
Local control funding formula sources:					
State apportionments	\$	\$ 241,200	\$	\$	\$ 241,200
Federal sources	1,047,344				1,047,344
Other state sources	81,813				81,813
Other local sources	599,513	1,805	1,097	557,373	1,159,788
Total Revenues	<u>1,728,670</u>	<u>243,005</u>	<u>1,097</u>	<u>557,373</u>	<u>2,530,145</u>
Expenditures					
Pupil services	1,559,043				1,559,043
General administration	75,926			2,842	78,768
Plant services		205,637	7,044	356,020	568,701
Debt service				46,566	46,566
Total Expenditures	<u>1,634,969</u>	<u>205,637</u>	<u>7,044</u>	<u>405,428</u>	<u>2,253,078</u>
Net changes in fund balance	93,701	37,368	(5,947)	151,945	277,067
Fund Balance - Beginning of Year	<u>145,111</u>	<u>665,887</u>	<u>312,808</u>	<u>1,299,917</u>	<u>2,423,723</u>
Fund Balance - End of Year	<u>\$ 238,812</u>	<u>\$ 703,255</u>	<u>\$ 306,861</u>	<u>\$ 1,451,862</u>	<u>\$ 2,700,790</u>

See the accompanying notes to the optional supplementary information.

PLEASANT VALLEY SCHOOL DISTRICT

**NOTES TO OPTIONAL SUPPLEMENTARY INFORMATION
For the Fiscal Year Ended June 30, 2014**

NOTE 1 - PURPOSE OF SCHEDULES:

Combining Fund Financial Statements

The combining fund balance sheet and statement of revenues, expenditures and changes in fund balance has been presented for the non-major funds to provide additional information to the users of these financial statements. These statements have been prepared using the basis of accounting described in the notes to the financial statements.

OTHER INDEPENDENT AUDITOR'S REPORTS



**INDEPENDENT AUDITOR'S REPORT ON INTERNAL CONTROL
OVER FINANCIAL REPORTING AND ON COMPLIANCE
AND OTHER MATTERS BASED ON AN AUDIT
OF FINANCIAL STATEMENTS PERFORMED IN ACCORDANCE
WITH *GOVERNMENT AUDITING STANDARDS***

Board of Trustees
Pleasant Valley School District
600 Temple Avenue
Camarillo, California 93010

We have audited, in accordance with auditing standards generally accepted in the United States of America and the standards applicable to financial audits contained in *Government Auditing Standards*, issued by the Comptroller General of the United States, the financial statements of the governmental activities, the major funds, and the aggregate remaining fund information of Pleasant Valley School District (the District), as of and for the year ended June 30, 2014, and the related notes to the financial statements, which collectively comprise the District's basic financial statements, and have issued our report thereon dated November 25, 2014.

Internal Control Over Financial Reporting

In planning and performing our audit of the financial statements, we considered the District's internal control over financial reporting (internal control) to determine the audit procedures that are appropriate in the circumstances for the purpose of expressing our opinions on the financial statements, but not for the purpose of expressing an opinion on the effectiveness of the District's internal control. Accordingly, we do not express an opinion on the effectiveness of the District's internal control.

A deficiency in internal control exists when the design or operation of a control does not allow management or employees, in the normal course of performing their assigned functions, to prevent or detect and correct misstatements on a timely basis. A material weakness is a deficiency or a combination of deficiencies in internal control such that there is a reasonable possibility that a material misstatement of the financial statements will not be prevented or detected and corrected on a timely basis. A significant deficiency is a deficiency, or a combination of deficiencies, in internal control that is less severe than a material weakness, yet important enough to merit attention by those charged with governance.

**INDEPENDENT AUDITOR'S REPORT ON INTERNAL CONTROL
OVER FINANCIAL REPORTING AND ON COMPLIANCE
AND OTHER MATTERS BASED ON AN AUDIT
OF FINANCIAL STATEMENTS PERFORMED IN ACCORDANCE
WITH *GOVERNMENT AUDITING STANDARDS***


Our consideration of internal control was for the limited purpose described in the first paragraph of this section and was not designed to identify all deficiencies in internal control that might be material weaknesses or significant deficiencies. Given these limitations, during our audit we did not identify any deficiencies in internal control that we consider to be material weaknesses. However, material weaknesses may exist that have not been identified.

Compliance and Other Matters

As part of obtaining reasonable assurance about whether the District's financial statements are free of material misstatement, we performed tests of its compliance with certain provisions of laws, regulations, contracts and grant agreements, noncompliance with which could have a direct and material effect on the determination of financial statement amounts. However, providing an opinion on compliance with those provisions was not an objective of our audit and, accordingly, we do not express such an opinion. The results of our tests disclosed no instances of non-compliance or other matters that are required to be reported under *Government Auditing Standards*.

Purpose of this Report

The purpose of this report is solely to describe the scope of our testing of internal control and compliance and the results of that testing, and not to provide an opinion on the effectiveness of the District's internal control or on compliance. This report is an integral part of an audit performed in accordance with *Government Auditing Standards* in considering the District's internal control and compliance. Accordingly, this communication is not suitable for any other purpose.


VICENTI, LLOYD & STUTZMAN LLP
Glendora, California
November 25, 2014



**INDEPENDENT AUDITOR'S REPORT ON COMPLIANCE
FOR EACH MAJOR FEDERAL PROGRAM; AND REPORT ON
INTERNAL CONTROL OVER COMPLIANCE REQUIRED
BY OMB CIRCULAR A-133**

Board of Trustees
Pleasant Valley School District
600 Temple Avenue
Camarillo, California 93010

Report on Compliance for Each Major Federal Program

We have audited Pleasant Valley School District's (the District) compliance with the types of compliance requirements described in the U.S. Office of Management and Budget (OMB) Circular A-133 *Compliance Supplement* that could have a direct and material effect on each of the District's major federal programs for the year ended June 30, 2014. The District's major federal programs are identified in the summary of auditor's results section of the accompanying schedule of findings and questioned costs.

Management's Responsibility

Management is responsible for compliance with the requirements of laws, regulations, contracts and grants applicable to its federal programs.

Auditor's Responsibility

Our responsibility is to express an opinion on compliance for each of the District's major federal programs based on our audit of the types of compliance requirements referred to above. We conducted our audit of compliance in accordance with auditing standards generally accepted in the United States of America; the standards applicable to financial audits contained in *Government Auditing Standards*, issued by the Comptroller General of the United States; and OMB Circular A-133, *Audits of States, Local Governments, and Non-Profit Organizations*. Those standards and OMB Circular A-133 require that we plan and perform the audit to obtain reasonable assurance about whether noncompliance with the types of compliance requirements referred to above that could have a direct and material effect on a major federal program occurred. An audit includes examining, on a test basis, evidence about the District's compliance with those requirements and performing such other procedures as we considered necessary in the circumstances. We believe that our audit provides a reasonable basis for our opinion on compliance for each major federal program. However, our audit does not provide a legal determination of the District's compliance.

**INDEPENDENT AUDITOR'S REPORT ON COMPLIANCE
FOR EACH MAJOR FEDERAL PROGRAM; AND REPORT ON
INTERNAL CONTROL OVER COMPLIANCE REQUIRED
BY OMB CIRCULAR A-133**

Opinion on Each Major Federal Program

In our opinion, the District complied, in all material respects, with the types of compliance requirements referred to above that could have a direct and material effect on each of its major federal programs for the year ended June 30, 2014.

Report on Internal Control Over Compliance

Management of the District is responsible for establishing and maintaining effective internal control over compliance with the types of compliance requirements referred to above. In planning and performing our audit of compliance, we considered the District's internal control over compliance with the types of requirements that could have a direct and material effect on each major federal program to determine the auditing procedures that are appropriate in the circumstances for the purpose of expressing an opinion on compliance, for each major federal program and to test and report on internal control over compliance in accordance with OMB Circular A-133, but not for the purpose of expressing an opinion on the effectiveness of internal control over compliance. Accordingly, we do not express an opinion on the effectiveness of the District's internal control over compliance.

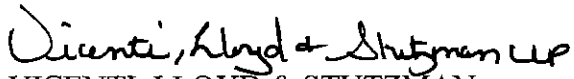
A deficiency in internal control over compliance exists when the design or operation of a control over compliance does not allow management or employees, in the normal course of performing their assigned functions, to prevent or detect and correct noncompliance with a type of compliance requirement of a federal program on a timely basis. A material weakness in internal control over compliance is a deficiency, or combination of deficiencies in internal control over compliance such that there is a reasonable possibility, that material noncompliance with a type of compliance requirement of a federal program will not be prevented or detected and corrected on a timely basis. A significant deficiency in internal control over compliance is a deficiency, or a combination of deficiencies, in internal control over compliance with a type of compliance requirement of a federal program that is less severe than a material weakness, yet important enough to merit attention by those charged with governance.

Our consideration of internal control over compliance was for the limited purpose described in the first paragraph of this section and was not designed to identify all deficiencies in internal control over compliance that might be material weaknesses or significant deficiencies. We did not identify any deficiencies in internal control over compliance that we consider to be material weaknesses. However, material weaknesses may exist that have not been identified.

**INDEPENDENT AUDITOR'S REPORT ON COMPLIANCE
FOR EACH MAJOR FEDERAL PROGRAM; AND REPORT ON
INTERNAL CONTROL OVER COMPLIANCE REQUIRED
BY OMB CIRCULAR A-133**

Purpose of this Report

The purpose of this report on internal control over compliance is solely to describe the scope of our testing of internal control over compliance and the results of that testing based on the requirements of OMB Circular A-133. Accordingly, this report is not suitable for any other purpose.


VICENTI, LLOYD & STUTZMAN LLP
Glendora, California
November 25, 2014



INDEPENDENT AUDITOR'S REPORT ON STATE COMPLIANCE

Board of Trustees
Pleasant Valley School District
600 Temple Avenue
Camarillo, California 93010

We have audited the Pleasant Valley School District's (the District) compliance with the types of compliance requirements described in the *2013-14 Standards and Procedures for Audits of California K-12 Local Education Agencies*, published by the Education Audit Appeals Panel for the year ended June 30, 2014. The District's State compliance requirements are identified in the table below.

Management's Responsibility

Management is responsible for compliance with the State laws and regulations as identified below.

Auditor's Responsibility

Our responsibility is to express an opinion on the District's compliance based on our audit of the types of compliance requirements referred to below. We conducted our audit of compliance in accordance with auditing standards generally accepted in the United States of America, the standards applicable to financial audits contained in *Government Auditing Standards*, issued by the Comptroller General of the United States, and the *2013-14 Standards and Procedures for Audits of California K-12 Local Education Agencies*, published by the Education Audit Appeals Panel. Those standards require that we plan and perform the audit to obtain reasonable assurance about whether noncompliance with the specific areas listed below has occurred. An audit includes examining, on a test basis, evidence about the District's compliance with those requirements and performing such other procedures as we considered necessary in the circumstances. We believe that our audit provides a reasonable basis for our opinion on State compliance. However, our audit does not provide a legal determination of the District's compliance.

INDEPENDENT AUDITOR'S REPORT ON STATE COMPLIANCE

Compliance Requirements Tested

In connection with the audit referred to above, we selected and tested transactions and records to determine the District's compliance with the laws and regulations applicable to the following items:

<u>Description</u>	<u>Procedures in Audit Guide</u>	<u>Procedures Performed</u>
Attendance accounting:		
Attendance reporting	6	Yes
Teacher certification and misassignments	3	Yes
Kindergarten continuance	3	Yes
Independent study	23	No ¹
Continuation education	10	Not applicable
Instructional time for School Districts	10	Yes
Instructional materials general requirements	8	Yes
Ratios of administrative employees to teachers	1	Yes
Classroom teacher salaries	1	Yes
Early retirement incentive	4	Not applicable
GANN limit calculation	1	Yes
School Accountability Report Card	3	Yes
Juvenile Court Schools	8	Not applicable
Local Control Funding Formula Certification	1	Yes
California Clean Energy Jobs Act	3	No ²
After School Education and Safety Program:		
General requirements	4	Not applicable
After school	5	Not applicable
Before school	6	Not applicable
Education Protection Account Funds	1	Yes
Common Core Implementation Funds	3	Yes
Unduplicated Local Control Funding Formula Pupil Counts	3	Yes
Charter Schools:		
Contemporaneous records of attendance	8	No ³
Mode of instruction	1	No ³
Nonclassroom-based instruction/independent study	15	No ³
Determination of funding for nonclassroom-based instruction	3	No ³
Annual instructional minutes - classroom based	4	No ³
Charter School Facility Grant Program	1	No ³

¹We did not perform testing for independent study because the independent study ADA was under the level which requires testing.

²Testing was not performed because California Clean Energy Jobs Act funds were not spent during the audit year.

³The testing for Charter Schools was done by each school's respective auditor.

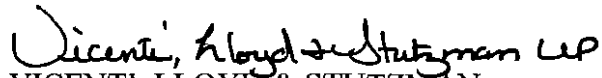
INDEPENDENT AUDITOR'S REPORT ON STATE COMPLIANCE

Opinion on State Compliance

In our opinion, the District complied with the laws and regulations of the state programs referred to above in all material respects for the year ended June 30, 2014.

Purpose of this Report

The purpose of this report on state compliance is solely to describe the results of testing based on the requirements of the *2013-14 Standards and Procedures for Audits of California K-12 Local Education Agencies*, published by the Education Audit Appeals Panel. Accordingly, this report is not suitable for any other purpose.


VICENTI, LLOYD & STUTZMAN LLP
Glendora, California
November 25, 2014

FINDINGS AND QUESTIONED COSTS

PLEASANT VALLEY SCHOOL DISTRICT
SCHEDULE OF FINDINGS AND QUESTIONED COSTS
SUMMARY OF AUDITOR RESULTS
June 30, 2014

Financial Statements

Type of auditor's report issued: Unmodified

Internal control over financial reporting:

Material weakness(es) identified? Yes X No

Significant deficiencies identified not considered
to be material weaknesses? Yes X None reported

Noncompliance material to financial statements noted? Yes X No

Federal Awards

Internal control over major programs:

Material weakness(es) identified? Yes X No

Significant deficiencies identified not considered
to be material weaknesses? Yes X No

Type of auditor's report issued on compliance for
major programs: Unmodified

Any audit findings disclosed that are required to be
Reported in accordance with Circular A-133,
Section .510(a) Yes X No

Identification of major programs tested:

<u>CFDA Number(s)</u>	<u>Name of Federal Program or Cluster</u>
84.367	Title II, Part A Improving Teacher Quality
84.027, 84.173, 84.027A	Special Education Cluster

Dollar threshold used to distinguish between Type A
and Type B programs: \$ 300,000

Auditee qualified as low-risk auditee? X Yes No

PLEASANT VALLEY SCHOOL DISTRICT
SCHEDULE OF FINDINGS AND QUESTIONED COSTS
RELATED TO FINANCIAL STATEMENTS
June 30, 2014

All audit findings must be identified as one or more of the following eleven categories:

<u>Five Digit Code</u>	<u>Finding Types</u>
10000	Attendance
20000	Inventory of Equipment
30000	Internal Control
40000	State Compliance
41000	CalSTRS
50000	Federal Compliance
60000	Miscellaneous
61000	Classroom Teacher Salaries
70000	Instructional Materials
71000	Teacher Misassignments
72000	School Accountability Report Card

Note: Each of the findings and recommendations that follow include details about the criteria or specific requirements, the condition, the effect and the cause. Questioned costs, if applicable are listed separately. The district response that follows the finding is the District's corrective action plan.

PLEASANT VALLEY SCHOOL DISTRICT
SCHEDULE OF FINDINGS AND QUESTIONED COSTS
RELATED TO FINANCIAL STATEMENTS
June 30, 2014

There were no findings and questioned costs related to basic financial statements for the year ended June 30, 2014.

PLEASANT VALLEY SCHOOL DISTRICT
SCHEDULE OF FINDINGS AND QUESTIONED COSTS
RELATED TO FEDERAL AWARDS
June 30, 2014

There were no findings and questioned costs related to federal awards for the fiscal year ended June 30, 2014.

PLEASANT VALLEY SCHOOL DISTRICT
SCHEDULE OF FINDINGS AND QUESTIONED COSTS
RELATED TO STATE AWARDS
June 30, 2014

There were no findings and questioned costs related to state awards for the fiscal year ended June 30, 2014.

PLEASANT VALLEY SCHOOL DISTRICT
STATUS OF PRIOR YEAR FINDINGS AND QUESTIONED COSTS
June 30, 2014

**Prior Year
Finding
No.**

<u>Finding</u>	<u>Code</u>	<u>Recommendation</u>	<u>Current Status</u>
13-1	<u>RECONCILIATION OF ACCOUNTS</u>	30000	

Original Finding 12-1

Balance sheet accounts should be evaluated and reconciled as part of the closing process to verify whether the balance stated is appropriate. During testing of accounts payable for the Cafeteria Fund, it was noted that the liability balance was overstated by \$41,699 as of June 30, 2013. During testing of cash balances for the Capital Facilities Fund, it was noted that the prior year ending balance for the cash with fiscal agent general ledger account was not cleared when the cash was transferred to Cash in County. The transfer was recorded as revenue resulting in an overstatement of revenue in the 2012-13 year of \$111,667. Both errors were a result of transition in accounting staff.

We recommend that the District reconcile account balances during the year-end closing process, in particular, the District should evaluate estimates and any other non-standard amounts.

Substantially implemented.

PLEASANT VALLEY SCHOOL DISTRICT

STATUS OF PRIOR YEAR FINDINGS AND QUESTIONED COSTS

June 30, 2014

**Prior Year
Finding
No.**

Finding

Code

Recommendation

Current Status

13-2

INVENTORY RECONCILIATION
(Original Finding 12-2)

20000

Based on review of inventory processes and discussion with District personnel, it was determined that an inventory of District assets was performed in the current fiscal year; however, a reconciliation between the completed inventory and the fixed asset detail was not performed. The current District process is to have the administrators of each school site complete a District form indicating the accuracy of District assets at each site; nevertheless, a representative of the District has not finalized the reconciliation between the results of site inventories and the fixed asset listing.

We recommend that the District continue to perform a physical inventory by those who do not have custodial rights to the inventory on a regular basis, not to exceed two years, and to reconcile the inventory results to the fixed assets listing maintained by the District upon completion of the inventory.

Substantially implemented.