

Independent School District No. 881 Maple Lake, Minnesota

Audited Financial Statements

For the Year Ended June 30, 2024

**SCHLENNER
WENNER & Co.**
CPAs

**INDEPENDENT SCHOOL DISTRICT NO. 881
MAPLE LAKE, MINNESOTA
TABLE OF CONTENTS**

INTRODUCTORY SECTION:

BOARD OF EDUCATION AND ADMINISTRATION.....	2
---	----------

FINANCIAL SECTION:

INDEPENDENT AUDITOR’S REPORT	4
---	----------

REQUIRED SUPPLEMENTARY INFORMATION:

Management’s Discussion and Analysis	8
--	---

BASIC FINANCIAL STATEMENTS:

<i>Government-wide Financial Statements</i>	
Statement of Net Position.....	20
Statement of Activities.....	21
<i>Fund Financial Statements</i>	
Balance Sheet – Governmental Funds	22
Reconciliation of the Balance Sheet – Governmental Funds to the Statement of Net Position	23
Statement of Revenues, Expenditures, and Changes in Fund Balances – Governmental Funds.....	24
Reconciliation of the Statement of Revenues, Expenditures, and Changes in Fund Balances – Governmental Funds to the Statement of Activities.....	25
Statement of Fiduciary Net Position	26
Statement of Changes in Fiduciary Net Position	27
<i>Notes to the Basic Financial Statements</i>	28

REQUIRED SUPPLEMENTARY INFORMATION:

Budgetary Comparison Schedule – General Fund.....	61
Schedule of Changes in District’s Net OPEB Liability	62
Schedule of Money-Weighted Rate of Return on OPEB Plan Assets	63
Schedule of District’s Proportionate Share of Net Pension Liability.....	64
Schedule of District Pension Contributions	65
<i>Notes to the Required Supplementary Information</i>	66

SUPPLEMENTARY INFORMATION:

Combining Balance Sheet – Nonmajor Governmental Funds.....	76
Combining Statement of Revenues, Expenditures, and Changes in Fund Balances – Nonmajor Governmental Funds	77
Uniform Financial Accounting and Reporting Standards Compliance Table	78

OTHER REQUIRED REPORTS AND SCHEDULES:

Independent Auditor’s Report on Internal Control Over Financial Reporting and on Compliance and Other Matters Based on an Audit of Financial Statements Performed in Accordance with <i>Government Auditing Standards</i>	80
Schedule of Findings and Responses.....	82
Corrective Action Plans.....	84

INTRODUCTORY SECTION

**INDEPENDENT SCHOOL DISTRICT NO. 881
BOARD OF EDUCATION AND ADMINISTRATION
FOR THE YEAR ENDED JUNE 30, 2024**

BOARD OF EDUCATION

<u>Name</u>	<u>Title</u>	<u>Term Expires</u>
Kaitlyn Helmbrecht	Chairperson	December 31, 2024
Colleen Carlson	Vice-Chairperson	December 31, 2024
Natalie Anderson	Treasurer	December 31, 2026
Branson Thomas	Clerk	December 31, 2026
Liz Lind	Director	December 31, 2026
Chris Paumen	Director	December 31, 2024
Joseph Paumen	Director	December 31, 2024

ADMINISTRATION

<u>Name</u>	<u>Title</u>
Mike Rowe	Superintendent
Lisa Rademacher	Finance Manager

**FINANCIAL
SECTION**

INDEPENDENT AUDITOR'S REPORT

Members of the School Board
Independent School District No. 881
Maple Lake, MN

Report on the Audit of the Financial Statements

Opinions

We have audited the accompanying financial statements of the governmental activities, each major fund, and the aggregate remaining fund information of Independent School District No. 881, Maple Lake, MN (the District), as of and for the year ended June 30, 2024, and the related notes to the financial statements, which collectively comprise the District's basic financial statements as listed in the table of contents.

In our opinion, the financial statements referred to above present fairly, in all material respects, the respective financial position of the governmental activities, each major fund, and the aggregate remaining fund information of Independent School District No. 881, Maple Lake, MN, as of June 30, 2024, and the respective changes in financial position for the year then ended in accordance with accounting principles generally accepted in the United States of America.

Basis for Opinions

We conducted our audit in accordance with auditing standards generally accepted in the United States of America and the standards applicable to financial audits contained in *Government Auditing Standards*, issued by the Comptroller General of the United States. Our responsibilities under those standards are further described in the "Auditor's Responsibilities for the Audit of the Financial Statements" section of our report. We are required to be independent of the District and to meet our other ethical responsibilities, in accordance with the relevant ethical requirements relating to our audit. We believe that the audit evidence we have obtained is sufficient and appropriate to provide a basis for our audit opinions.

Responsibilities of Management for the Financial Statements

Management is responsible for the preparation and fair presentation of the financial statements in accordance with accounting principles generally accepted in the United States of America, and for the design, implementation, and maintenance of internal control relevant to the preparation and fair presentation of financial statements that are free from material misstatement, whether due to fraud or error.

In preparing the financial statements, management is required to evaluate whether there are conditions or events, considered in the aggregate, that raise substantial doubt about the District's ability to continue as a going concern for twelve months beyond the financial statement date, including any currently known information that may raise substantial doubt shortly thereafter.

Auditor's Responsibilities for the Audit of the Financial Statements

Our objectives are to obtain reasonable assurance about whether the financial statements as a whole are free from material misstatement, whether due to fraud or error, and to issue an auditor's report that includes our opinions. Reasonable assurance is a high level of assurance but is not absolute assurance and, therefore, is not a guarantee that an audit conducted in accordance with generally accepted auditing standards and *Government Auditing Standards* will always detect a material misstatement when it exists. The risk of not detecting a material misstatement resulting from fraud is higher than for one resulting from error, as fraud may involve collusion, forgery, intentional omissions, misrepresentations, or the override of internal control. Misstatements are considered material if there is a substantial likelihood that, individually or in the aggregate, they would influence the judgment made by a reasonable user based on the financial statements.

In performing an audit in accordance with generally accepted auditing standards and *Government Auditing Standards*, we:

- Exercise professional judgment and maintain professional skepticism throughout the audit.
- Identify and assess the risks of material misstatement of the financial statements, whether due to fraud or error, and design and perform audit procedures responsive to those risks. Such procedures include examining, on a test basis, evidence regarding the amounts and disclosures in the financial statements.
- Obtain an understanding of internal control relevant to the audit in order to design audit procedures that are appropriate in the circumstances, but not for the purpose of expressing an opinion on the effectiveness of the District's internal control. Accordingly, no such opinion is expressed.
- Evaluate the appropriateness of accounting policies used and the reasonableness of significant accounting estimates made by management, as well as evaluate the overall presentation of the financial statements.
- Conclude whether, in our judgment, there are conditions or events, considered in the aggregate, that raise substantial doubt about the District's ability to continue as a going concern for a reasonable period of time.

We are required to communicate with those charged with governance regarding, among other matters, the planned scope and timing of the audit, significant audit findings, and certain internal control-related matters that we identified during the audit.

Required Supplementary Information

Accounting principles generally accepted in the United States of America require that the Management's Discussion and Analysis, Budgetary Comparison Schedule, Schedule of Changes in District's Net OPEB Liability, Schedule of Money-Weighted Rate of Return on OPEB Plan Assets, Schedule of District's Proportionate Share of Net Pension Liability, and Schedule of District Pension Contributions listed in the table of contents be presented to supplement the basic financial statements. Such information is the responsibility of management and, although not a part of the basic financial statements, is required by the Governmental Accounting Standards Board who considers it to be an essential part of financial reporting for placing the basic financial statements in an appropriate operational, economic, or historical context. We have applied certain limited procedures to the required supplementary information in accordance with auditing standards generally accepted in the United States of America, which consisted of inquiries of management about the methods of preparing the information and comparing the information for consistency with management's responses to our inquiries, the basic financial statements, and other knowledge we obtained during our audit of the basic financial statements. We do not express an opinion or provide any assurance on the information because the limited procedures do not provide us with sufficient evidence to express an opinion or provide any assurance.

Supplementary Information

Our audit was conducted for the purpose of forming opinions on the financial statements that collectively comprise Independent School District No. 881's basic financial statements. The accompanying introductory section, combining nonmajor governmental funds financial statements, and Uniform Financial Accounting and Reporting Standards Compliance Table are presented for the purposes of additional analysis and are not a required part of the basic financial statements.

The combining nonmajor governmental funds financial statements and Uniform Financial Accounting and Reporting Standards Compliance Table are the responsibility of management and were derived from and relate directly to the underlying accounting and other records used to prepare the basic financial statements. Such information has been subjected to the auditing procedures applied in the audit of the basic financial statements and certain additional procedures, including comparing and reconciling such information directly to the underlying accounting and other records used to prepare the basic financial statements or to the basic financial statements themselves, and other additional procedures in accordance with auditing standards generally accepted in the United States of America. In our opinion, the combining nonmajor governmental funds financial statements and Uniform Financial Accounting and Reporting Standards Compliance Table are fairly stated, in all material respects, in relation to the basic financial statements taken as a whole.

The introductory section has not been subjected to the auditing procedures applied in the audit of the basic financial statements, and accordingly, we do not express an opinion or provide any assurance on it.

Other Reporting Required by *Government Auditing Standards*

In accordance with *Government Auditing Standards*, we have also issued our report dated December 7, 2024, on our consideration of Independent School District No. 881's internal control over financial reporting and on our tests of its compliance with certain provisions of laws, regulations, contracts, and grant agreements and other matters. The purpose of that report is solely to describe the scope of our testing of internal control over financial reporting and compliance and the results of that testing, and not to provide an opinion on the effectiveness of the District's internal control over financial reporting or on compliance. That report is an integral part of an audit performed in accordance with *Government Auditing Standards* in considering Independent School District No. 881's internal control over financial reporting and compliance.



SCHLENNER WENNER & CO.

St. Cloud, Minnesota

December 7, 2024

**REQUIRED SUPPLEMENTARY
INFORMATION**

**INDEPENDENT SCHOOL DISTRICT NO. 881
MANAGEMENT'S DISCUSSION AND ANALYSIS
FOR THE YEAR ENDED JUNE 30, 2024**

As management of Independent School District No. 881 (the District), we offer readers of the District's financial statements this narrative overview and analysis of the financial activities of the District for the fiscal year ended June 30, 2024.

FINANCIAL HIGHLIGHTS

- The assets and deferred outflows of resources of the District exceeded its liabilities and deferred inflows of resources at the close of the most recent fiscal year by \$12,607,098 (net position). The unrestricted portion of net position is negative \$3,745,755.
- The District's total net position increased \$2,132,922 as a result of current year operations.
- At the close of the current fiscal year, the District's governmental funds reported combined ending fund balances of \$13,625,288, an increase of \$8,626,934 in comparison with the prior year. Approximately 23 percent of this amount, \$3,182,319, is available for spending at the District's discretion.
- At the end of the current fiscal year, unassigned fund balance for the General Fund is \$2,792,227, or 25 percent of total General Fund expenditures.
- The District's total debt increased by \$12,257,218 (216 percent) in the current fiscal year, excluding the change in the net OPEB liability and net pension liability.

OVERVIEW OF THE FINANCIAL STATEMENTS

The discussion and analysis is intended to serve as an introduction to the District's basic financial statements. The District's basic financial statements comprise three components: 1) government-wide financial statements, 2) fund financial statements, and 3) notes to the financial statements. This report also contains supplementary information in addition to the basic financial statements themselves.

The major features of the District's financial statements, including the portion of the District's activities they cover and the types of information they contain are summarized in the following table. The remainder of the overview section of the Management Discussion and Analysis highlights the structure and contents of each of the statements.

**INDEPENDENT SCHOOL DISTRICT NO. 881
MANAGEMENT'S DISCUSSION AND ANALYSIS
FOR THE YEAR ENDED JUNE 30, 2024**

OVERVIEW OF THE FINANCIAL STATEMENTS (Continued)

	Government-Wide	Fund Financial Statements	
		Governmental Funds	Fiduciary Funds
Scope	Entire District (except fiduciary funds)	The activities of the District that are not fiduciary, such as regular instruction, support services, special education, building maintenance, food service, and community service	Activities the District operates in trust or for which the District is a fiscal agent
Required financial statements	Statement of Net Position	Balance Sheet	Statement of Fiduciary Net Position
	Statement of Activities	Statement of Revenues, Expenditures, and Changes in Fund Balances	Statement of Changes in Fiduciary Net Position
Accounting basis and measurement focus	Accrual accounting and economic resources focus	Modified accrual accounting and current financial focus	Accrual accounting and economic resources focus
Type of asset/deferred outflows/liability/deferred inflows information	All assets, deferred outflows of resources, liabilities, and deferred inflows of resources both financial and capital short-term and long-term	Generally assets expected to be used up and liabilities that come due during the year or soon thereafter; deferred inflows of resources recorded to defer unavailable assets; no capital assets or long-term liabilities included	All assets and liabilities, both financial and capital, short-term and long-term
Type of outflow/inflow information	All revenue and expenses during the year, regardless of when cash is received or paid	Revenue for which cash is received during or soon after the end of the year; expenditures when goods or services have been received and the related liability is due and payable	All revenue and expenses during the year, regardless of when cash is received or paid

Government-Wide Financial Statements

The *government-wide financial statements* are designed to provide readers with a broad overview of the District's finances, in a manner similar to a private-sector business.

The *Statement of Net Position* presents information on all of the District's assets, deferred outflows of resources, liabilities, and deferred inflows of resources, with the net difference reported as net position. Over time, increases or decreases in net position may serve as a useful indicator of whether the financial position of the District is improving or deteriorating.

The *Statement of Activities* presents information showing how the District's net position changed during the most recent fiscal year. All changes in net position are reported as soon as the underlying event giving rise to the change occurs, regardless of the timing of related cash flows. Thus, revenues and expenses are reported in this statement for some items that will only result in cash flows in future fiscal periods (e.g., uncollected taxes and accrued but unpaid interest).

**INDEPENDENT SCHOOL DISTRICT NO. 881
MANAGEMENT'S DISCUSSION AND ANALYSIS
FOR THE YEAR ENDED JUNE 30, 2024**

OVERVIEW OF THE FINANCIAL STATEMENTS (Continued)

Both of the government-wide financial statements distinguish functions of the District that are principally supported by taxes and intergovernmental revenues (*governmental activities*) from other functions that are intended to recover all or a significant portion of their costs through user fees and charges (*business-type activities*). The governmental activities of the District include administration, district support services, regular instruction, vocational instruction, exceptional instruction, community education and services, instructional support services, pupil support services, sites and buildings, fiscal and other fixed cost programs, interest and other fiscal charges, and unallocated depreciation. The District currently does not report any business-type activities.

The government-wide financial statements start on page 20 of this report.

Fund Financial Statements

A *fund* is a grouping of related accounts that is used to maintain control over resources that have been segregated for specific activities or objectives. The District, like other state and local governments, uses fund accounting to ensure and demonstrate compliance with finance-related legal requirements. All of the funds of the District can be divided into two categories: governmental funds and fiduciary funds.

Governmental Funds

Governmental funds are used to account for essentially the same functions reported as *governmental activities* in the government-wide financial statements. However, unlike the government-wide financial statements, governmental fund financial statements focus on *near-term inflows and outflows of spendable resources*, as well as on *balances of spendable resources* available at the end of the fiscal year. Such information may be useful in evaluating a government's near-term financing requirements.

Because the focus of governmental funds is narrower than that of the government-wide financial statements, it is useful to compare the information presented for *governmental funds* with similar information presented for *governmental activities* in the government-wide financial statements. By doing so, readers may better understand the long-term impact of the District's near-term financing decisions. Both the governmental funds Balance Sheet and the governmental funds Statement of Revenues, Expenditures, and Changes in Fund Balances provide a reconciliation to facilitate this comparison between *governmental funds* and *governmental activities*.

The District maintains three individual major governmental funds. Information is presented separately in the governmental funds Balance Sheet and in the governmental funds Statement of Revenues, Expenditures, and Changes in Fund Balances for the General Fund, Debt Service Fund, and Building Construction Fund, all of which are considered to be major funds. Data from the other two governmental funds are combined into a single, aggregated presentation. Individual fund data for each of these nonmajor governmental funds is provided in the form of *combining statements* elsewhere in this report.

The District adopts an annual appropriated budget for its General Fund. A budgetary comparison statement has been provided for the General Fund to demonstrate compliance with this budget.

The basic governmental fund financial statements start on page 22 of this report.

Fiduciary Funds

Fiduciary funds are used to account for resources held for the benefit of parties outside the government. Fiduciary funds are not reflected in the district-wide financial statements because the resources of those funds are not available to support the District's own programs. The accounting used for fiduciary funds is much like that used for the district-wide financial statements.

The basic fiduciary fund financial statements start on page 26 of this report.

Notes to the Financial Statements

The notes provide additional information essential to a full understanding of the data provided in the district-wide and fund financial statements. The notes to the financial statements start on page 28 of this report.

**INDEPENDENT SCHOOL DISTRICT NO. 881
MANAGEMENT'S DISCUSSION AND ANALYSIS
FOR THE YEAR ENDED JUNE 30, 2024**

OVERVIEW OF THE FINANCIAL STATEMENTS (Continued)

Supplementary Information

The combining statements referred to earlier in connection with nonmajor governmental funds are presented as supplementary information. Combining fund statements start on page 76 of this report.

GOVERNMENT-WIDE FINANCIAL ANALYSIS

Net Position

As noted earlier, net position may serve over time as a useful indicator of a government's financial position. In the case of the District, assets and deferred outflows of resources exceeded liabilities and deferred inflows of resources, for a net balance of \$12,607,098 at the close of the most recent fiscal year.

A significant portion of the District's net position reflects its investment in capital assets (e.g., land, buildings, site improvements, machinery and equipment, and leased assets), less any related debt used to acquire those assets still outstanding. The District uses these capital assets to provide services to students; consequently, these assets are not available for future spending. Although, the District's investment in capital assets is reported net of related debt, it should be noted that the resources needed to repay this debt must be provided from other sources, since the capital assets themselves cannot be used to liquidate these liabilities.

**Net Position
Table 1**

	Governmental Activities		
	2024	2023	Increase (Decrease)
Assets			
Current and Other Assets	\$ 21,091,202	\$ 9,227,084	\$ 11,864,118
Capital Assets	<u>24,326,460</u>	<u>18,787,752</u>	<u>5,538,708</u>
Total Assets	45,417,662	28,014,836	17,402,826
Deferred Outflows of Resources	1,762,803	2,439,928	(677,125)
Liabilities			
Current and Other Liabilities	4,243,798	1,366,641	2,877,157
Noncurrent Liabilities	<u>25,917,716</u>	<u>13,988,980</u>	<u>11,928,736</u>
Total Liabilities	30,161,514	15,355,621	14,805,893
Deferred Inflows of Resources	4,411,853	4,624,967	(213,114)
Net Position			
Net Investment in Capital Assets	13,961,207	13,121,300	839,907
Restricted	2,391,646	2,506,564	(114,918)
Unrestricted	<u>(3,745,755)</u>	<u>(5,153,688)</u>	<u>1,407,933</u>
Total Net Position	<u>\$ 12,607,098</u>	<u>\$ 10,474,176</u>	<u>\$ 2,132,922</u>

An additional portion of the District's net position (\$2,391,646) represents resources that are subject to external restrictions on how they may be used. The balance of unrestricted net position is negative \$3,745,755 at year end. This unrestricted balance has been reduced by a total of \$6,122,467 as a result of recording the District's proportionate share of the net pension liability and related balances for the statewide pension plans in which the District employees participate.

**INDEPENDENT SCHOOL DISTRICT NO. 881
MANAGEMENT'S DISCUSSION AND ANALYSIS
FOR THE YEAR ENDED JUNE 30, 2024**

GOVERNMENT-WIDE FINANCIAL ANALYSIS (Continued)

Changes in Net Position

The District's net position increased \$2,132,922 during the most recent fiscal year. Key elements of this increase are as follows:

**Changes in Net Position
Table 2**

	Governmental Activities		
	2024	2023	Increase (Decrease)
Revenues			
Program Revenues			
Charges for Services	\$ 655,584	\$ 943,232	\$ (287,648)
Operating Grants and Contributions	3,240,739	2,522,206	718,533
Capital Grants and Contributions	104,637	109,920	(5,283)
General Revenues			
Property Taxes	3,002,072	2,792,344	209,728
State Aid Not Restricted to Specific Programs	7,069,478	6,743,767	325,711
Earnings on Investments	779,410	188,304	591,106
Gifts and Donations	94,747	69,755	24,992
Gain (Loss) on Sale of Assets	(145)	-	(145)
Miscellaneous	200,736	208,102	(7,366)
Total Revenues	15,147,258	13,577,630	1,569,628
Expenses			
Administration	681,249	520,882	160,367
District Support Services	364,344	435,408	(71,064)
Regular Instruction	4,499,225	3,735,941	763,284
Vocational Instruction	117,161	152,334	(35,173)
Exceptional Instruction	2,024,222	1,900,291	123,931
Community Education and Services	564,921	546,377	18,544
Instructional Support Services	528,696	511,942	16,754
Pupil Support Services	1,726,765	1,472,988	253,777
Sites and Buildings	1,372,227	1,180,413	191,814
Fiscal and Other Fixed Cost Programs	109,544	85,315	24,229
Interest and Other Fiscal Charges	555,560	107,671	447,889
Unallocated Depreciation	470,422	475,472	(5,050)
Total Expenses	13,014,336	11,125,034	1,889,302
Change in Net Position	2,132,922	2,452,596	(319,674)
Net Position - Beginning of Year	10,474,176	8,021,580	2,452,596
Net Position - End of Year	<u>\$ 12,607,098</u>	<u>\$ 10,474,176</u>	<u>\$ 2,132,922</u>

**INDEPENDENT SCHOOL DISTRICT NO. 881
MANAGEMENT'S DISCUSSION AND ANALYSIS
FOR THE YEAR ENDED JUNE 30, 2024**

GOVERNMENT-WIDE FINANCIAL ANALYSIS (Continued)

Some significant items to note include the following:

- The current year increase in net position was \$2,132,922, compared to an increase of \$2,452,596 in the prior year. This is a result of a 11.6 percent increase in revenues and a 17 percent increase in expenses during fiscal year 2024.
- Operating Grants and Contributions increased by \$718,533 primarily due to an increase in State funding, specifically special education and food service aid.
- Expenses related to Regular Instruction increased \$763,284, primarily due to current year pension activity.

Total and Net Cost of Governmental Activities

The net cost of governmental activities is their total costs less program revenues applicable to each category. The following table presents these total and net costs.

**Total and Net Costs of Services
Table 3**

	Total Cost of Services			Net Cost of Services		
	2024	2023	Increase (Decrease)	2024	2023	Increase (Decrease)
Administration	\$ 681,249	\$ 520,882	\$ 160,367	\$ 681,249	\$ 520,882	\$ 160,367
District Support Services	364,344	435,408	(71,064)	364,344	435,408	(71,064)
Regular Instruction	4,499,225	3,735,941	763,284	4,039,719	3,237,497	802,222
Vocational Instruction	117,161	152,334	(35,173)	115,651	151,324	(35,673)
Exceptional Instruction	2,024,222	1,900,291	123,931	44,210	185,961	(141,751)
Community Education and Services	564,921	546,377	18,544	61,269	8,893	52,376
Instructional Support Services	528,696	511,942	16,754	448,329	511,942	(63,613)
Pupil Support Services	1,726,765	1,472,988	253,777	858,500	759,168	99,332
Sites and Buildings	1,372,227	1,180,413	191,814	1,264,579	1,070,143	194,436
Fiscal and Other Fixed Cost Programs	109,544	85,315	24,229	109,544	85,315	24,229
Interest and Other Fiscal Charges	555,560	107,671	447,889	555,560	107,671	447,889
Unallocated Depreciation	470,422	475,472	(5,050)	470,422	475,472	(5,050)
Totals	<u>\$ 13,014,336</u>	<u>\$ 11,125,034</u>	<u>\$ 1,889,302</u>	<u>\$ 9,013,376</u>	<u>\$ 7,549,676</u>	<u>\$ 1,463,700</u>

Some significant items to note include the following:

- The net costs of Regular Instruction increased \$802,222 (24.8 percent) primarily due to matters previously discussed, as well as an overall decrease in Federal aid attributable to this program.
- The total and net cost of services related to Interest and Other Fiscal Charges increased \$447,889 (416 percent) primarily due to debt issuance costs and accrued interest for the General Obligation Facilities Maintenance Bonds, Series 2023A, issued in the current year.

**INDEPENDENT SCHOOL DISTRICT NO. 881
MANAGEMENT'S DISCUSSION AND ANALYSIS
FOR THE YEAR ENDED JUNE 30, 2024**

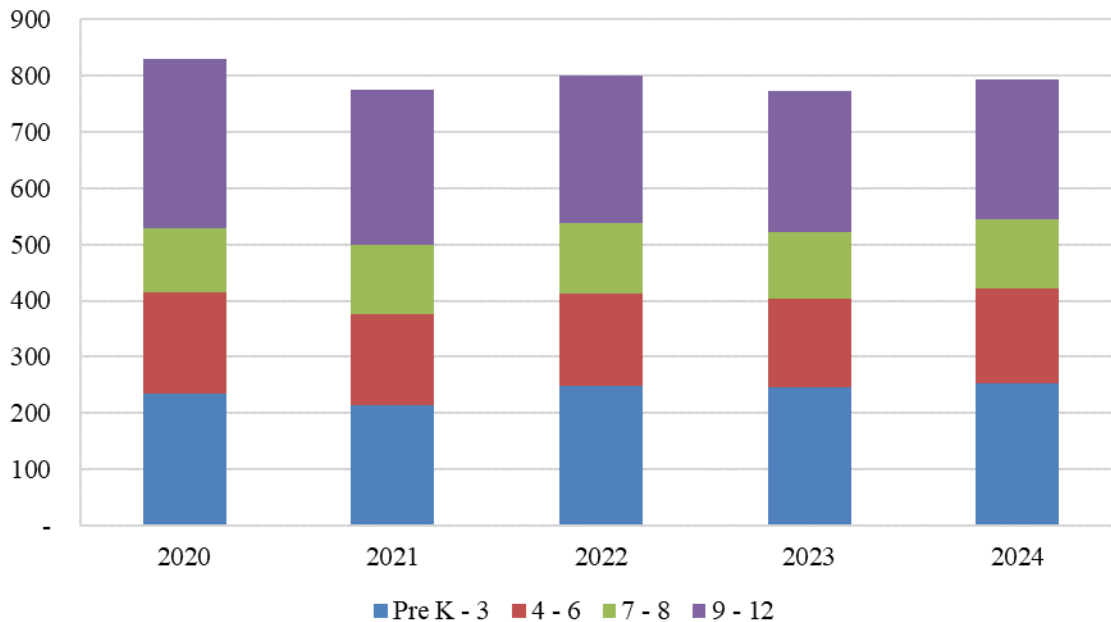
FINANCIAL ANALYSIS OF THE DISTRICT'S FUNDS

The majority of the financial aid received by the District is determined based on the number of students enrolled during the year. Therefore, fluctuations in enrollment have a significant impact on the financial health of the District. The following graphs show the trend in student enrollment counts over the past five years:

Student Enrollment (Average Daily Membership)

	2020	2021	2022	2023	2024
Pre K - 3	234	213	249	245	254
4 - 6	181	162	164	159	167
7 - 8	114	125	124	119	124
9 - 12	300	275	263	251	249
Total Student for Aid	<u>829</u>	<u>775</u>	<u>800</u>	<u>774</u>	<u>794</u>
Percentage Change	-1.43%	-6.51%	3.23%	-3.25%	2.58%

Student Enrollment (in ADM's)



As noted earlier, the District uses fund accounting to ensure and demonstrate compliance with finance-related legal requirements.

Governmental Funds

The focus of the District's *governmental funds* is to provide information on near-term inflows, outflows and balances of spendable resources. Such information is useful in assessing the District's financing requirements. In particular, *unassigned fund balance* may serve as a useful measure of a government's net resources available for spending at the end of the fiscal year.

**INDEPENDENT SCHOOL DISTRICT NO. 881
MANAGEMENT'S DISCUSSION AND ANALYSIS
FOR THE YEAR ENDED JUNE 30, 2024**

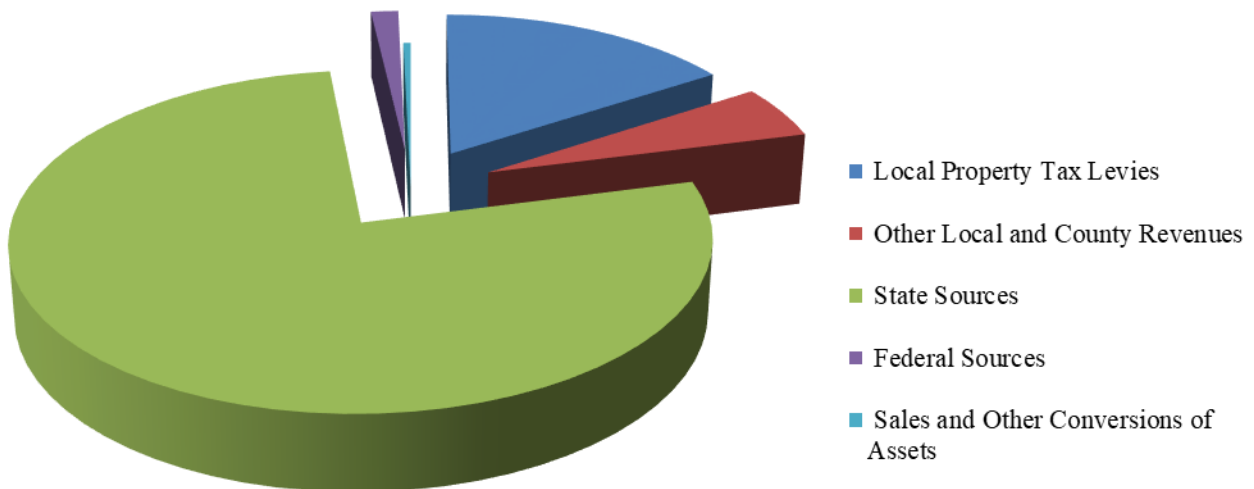
FINANCIAL ANALYSIS OF THE DISTRICT'S FUNDS (Continued)

As of the end of the current fiscal year, the District's governmental funds reported combined ending fund balances of \$13,625,288, an increase of \$8,626,934 in comparison with the prior year. The following is a summary of the District's major funds:

Major Funds	Fund Balance June 30,		Increase (Decrease)
	2024	2023	
General	\$ 4,425,279	\$ 3,457,568	\$ 967,711

The fund balance of the General Fund increased by \$967,711 (28 percent). Revenues increased approximately 9.1 percent from the prior year, while expenditures decreased 0.8 percent.

General Fund Revenues

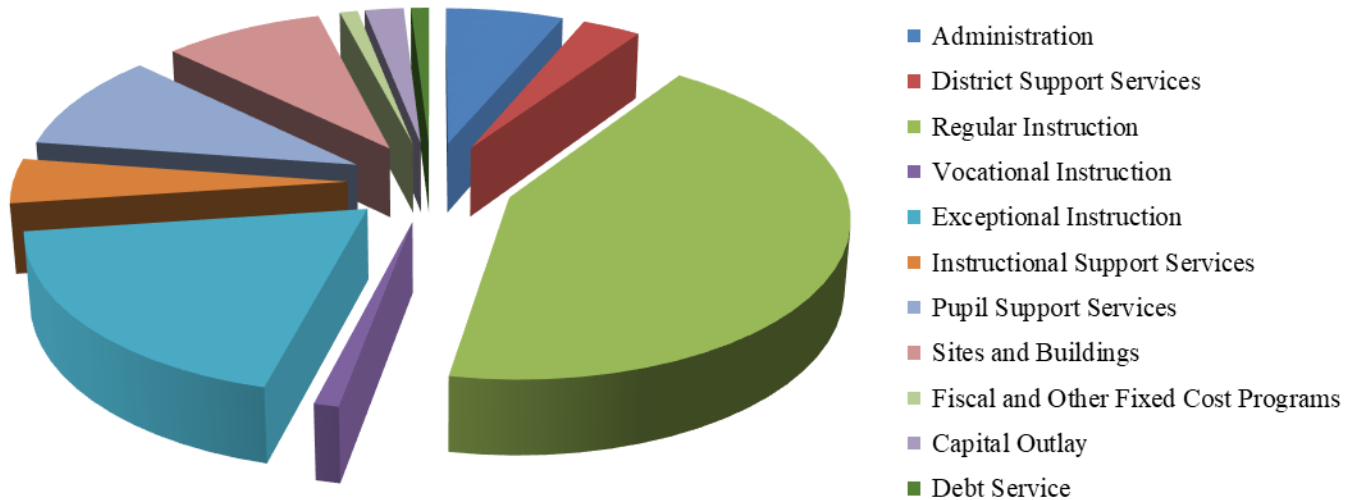


The District receives the vast majority of its funding in the General Fund from the State of Minnesota (77 percent), which is subject to fluctuation based on the number of pupils served by the District and changes in State legislation. In addition, the District receives approximately 16 percent of its General Fund revenues from local property tax levies and 5 percent from local and county sources.

**INDEPENDENT SCHOOL DISTRICT NO. 881
MANAGEMENT'S DISCUSSION AND ANALYSIS
FOR THE YEAR ENDED JUNE 30, 2024**

FINANCIAL ANALYSIS OF THE DISTRICT'S FUNDS (Continued)

General Fund Expenditures



A significant portion of the District's General Fund expenditures are used for regular, vocational, and exceptional instruction (63 percent). Expenditures for various support services total 17 percent, and the remaining 20 percent consists of expenditures for administration, sites and buildings, and other items.

Major Funds	Fund Balance June 30,		Increase (Decrease)
	2024	2023	
Debt Service	\$ 357,233	\$ 337,840	\$ 19,393

The Debt Service Fund balance increased by \$19,393 (6 percent) during the year. Operations were comparable to that of the prior year.

Building Construction	\$ 8,009,488	\$ 458,705	\$ 7,550,783
-----------------------	--------------	------------	--------------

The Building Construction Fund balance increased by \$7,550,783 during the year, primarily due to the activity for the facility improvement project.

General Fund Budgetary Highlights

The District's General Fund budget was amended during the year. The revenues budget was increased by \$239,017, and the expenditures budget was changed in several functions for an overall increase of \$292,730 from the original to final. The final budget called for expenditures of \$11,619,903 and a decrease in fund balance of \$35,400. Actual revenues recognized during the year exceeded budgeted amounts by \$456,136. Expenditures were less than those budgeted by \$409,612. Therefore, the current year increase in fund balance was \$1,003,111 more than budgeted.

**INDEPENDENT SCHOOL DISTRICT NO. 881
MANAGEMENT'S DISCUSSION AND ANALYSIS
FOR THE YEAR ENDED JUNE 30, 2024**

CAPITAL ASSETS AND DEBT ADMINISTRATION

Capital Assets

The District's investment in capital assets for its governmental activities as of June 30, 2024, amounts to \$24,326,460 (net of accumulated depreciation and amortization). This investment in capital assets includes land, construction in progress, site improvements, buildings and improvements, equipment, vehicles, leased assets and software subscriptions. The total increase in the District's investment in capital assets for the current fiscal year was approximately 29.5 percent.

Major capital asset events during the current fiscal year included the construction related to the facility improvement project.

**Capital Assets Net of Depreciation and Amortization
Table 4**

	Governmental Activities		
	2024	2023	Increase (Decrease)
Land	\$ 119,000	\$ 119,000	\$ -
Construction in Progress	6,217,325	-	6,217,325
Site Improvements	1,275,136	1,366,726	(91,590)
Buildings and Improvements	15,667,870	16,310,649	(642,779)
Equipment and Vehicles	866,536	892,300	(25,764)
Leased Assets	156,244	68,628	87,616
Software Subscriptions	24,349	30,449	(6,100)
Total	<u>\$ 24,326,460</u>	<u>\$ 18,787,752</u>	<u>\$ 5,538,708</u>

Additional information on the District's capital assets can be found in Note 2.B. on page 38 of this report.

**INDEPENDENT SCHOOL DISTRICT NO. 881
MANAGEMENT'S DISCUSSION AND ANALYSIS
FOR THE YEAR ENDED JUNE 30, 2024**

CAPITAL ASSETS AND DEBT ADMINISTRATION (Continued)

Long-Term Debt

At the end of the current fiscal year, the District had total long-term debt outstanding of \$17,932,614 excluding the District's long-term net OPEB liability and net pension liability of \$733,172 and \$7,251,930, respectively. A summary of long-term debt activity for the year ended June 30, 2024 follows:

**Long-Term Debt
Table 5**

	Governmental Activities		
	2024	2023	Increase (Decrease)
G.O. Refunding Bonds	\$ 2,145,000	\$ 2,670,000	\$ (525,000)
G.O. Facilities Maintenance Bonds	13,385,000	975,000	12,410,000
G.O. Tax Abatement Bonds	250,000	490,000	(240,000)
G.O. Taxable Bonds	-	150,000	(150,000)
Unamortized Premium	1,004,954	228,059	776,895
Financing Arrangements	984,303	1,081,890	(97,587)
Lease Liabilities	155,660	71,503	84,157
Compensated Absences	7,697	8,944	(1,247)
Total	<u>\$ 17,932,614</u>	<u>\$ 5,675,396</u>	<u>\$ 12,257,218</u>

The District's total debt increased by \$12,257,218 (216 percent) during the current fiscal year. Additional information on the District's long-term debt can be found in Note 2.C. on page 39 of this report.

ECONOMIC FACTORS AND NEXT YEAR'S BUDGET

The District's appointed and elected officials considered many factors when setting the fiscal year 2025 budget. These factors included the following:

- The 2024-2025 budget was created using the anticipated student counts, funding information available at the time of its adoption, staffing needs, the condition and needs of the building and grounds, transportation costs, and collective bargaining settlements.

At the time these financial statements were prepared and audited, the District was aware of the following existing conditions that could affect its financial health in the next year:

- 2024-2025 enrollments were estimates. Current enrollment numbers are down slightly from original estimates.

REQUESTS FOR INFORMATION

This financial report is designed to provide our citizens, taxpayers, customers, investors, and creditors with general overview of the District's finances and to demonstrate the District's accountability for the money it receives. If you have questions about this report or need additional financial information, please contact the District Office at 200 State Highway 55 East, Maple Lake, MN 55358.

BASIC FINANCIAL STATEMENTS

INDEPENDENT SCHOOL DISTRICT NO. 881
STATEMENT OF NET POSITION
JUNE 30, 2024

	Governmental Activities
ASSETS	
Cash and Temporary Investments	\$ 17,784,404
Cash with Fiscal Agent	49,324
Property Taxes Receivable	1,873,234
Accounts Receivable	13,019
Due from Other Minnesota School Districts	10,852
Due from Minnesota Department of Education	1,144,658
Due from Federal Government through Minnesota Department of Education	66,285
Due from Other Governments	15,000
Prepays	134,426
Capital Assets not Being Depreciated or Amortized	6,336,325
Capital Assets Being Depreciated or Amortized (Net)	<u>17,990,135</u>
TOTAL ASSETS	45,417,662
DEFERRED OUTFLOWS OF RESOURCES	
OPEB	62,699
Pensions	<u>1,700,104</u>
TOTAL DEFERRED OUTFLOWS OF RESOURCES	1,762,803
LIABILITIES	
Accounts Payable	2,519,885
Construction Contracts Payable	152,991
Due to Other Minnesota School Districts	45,000
Due to Other Governments	33
Salaries Payable	492,906
Payroll Deductions and Employer Contributions	539,136
Accrued Interest Payable	482,985
Unearned Revenue	10,862
Noncurrent Liabilities:	
Amount Due Within One Year	1,153,595
Amount Due After One Year	16,779,019
Net OPEB Liability	733,172
Net Pension Liability	<u>7,251,930</u>
TOTAL LIABILITIES	30,161,514
DEFERRED INFLOWS OF RESOURCES	
Property Taxes Levied for Subsequent Years	3,686,942
OPEB	154,270
Pensions	<u>570,641</u>
TOTAL DEFERRED INFLOWS OF RESOURCES	4,411,853
NET POSITION	
Net Investment in Capital Assets	13,961,207
Restricted:	
General Fund Operating Capital	856,165
General Fund State-Mandated Restrictions	207,425
Building Construction	449,824
Lease	49,324
Food Service	408,017
Community Service	420,891
Unrestricted	<u>(3,745,755)</u>
TOTAL NET POSITION	<u>\$ 12,607,098</u>

INDEPENDENT SCHOOL DISTRICT NO. 881
STATEMENT OF ACTIVITIES
FOR THE YEAR ENDED JUNE 30, 2024

Functions/Programs	Expenses	Program Revenues			Net (Expense)/ Revenue
		Charges for Services	Operating Grants and Contributions	Capital Grants and Contributions	
Governmental Activities:					
Administration	\$ 681,249	\$ -	\$ -	\$ -	\$ (681,249)
District Support Services	364,344	-	-	-	(364,344)
Regular Instruction	4,499,225	148,612	310,894	-	(4,039,719)
Vocational Instruction	117,161	1,510	-	-	(115,651)
Exceptional Instruction	2,024,222	18,563	1,961,449	-	(44,210)
Community Education and Services	564,921	396,048	107,604	-	(61,269)
Instructional Support Services	528,696	-	80,367	-	(448,329)
Pupil Support Services	1,726,765	87,840	780,425	-	(858,500)
Sites and Buildings	1,372,227	3,011	-	104,637	(1,264,579)
Fiscal and Other Fixed Cost Programs	109,544	-	-	-	(109,544)
Interest and Other Fiscal Charges	555,560	-	-	-	(555,560)
Unallocated Depreciation	470,422	-	-	-	(470,422)
Total Governmental Activities	<u>\$ 13,014,336</u>	<u>\$ 655,584</u>	<u>\$ 3,240,739</u>	<u>\$ 104,637</u>	(9,013,376)
General Revenues:					
Property Taxes					3,002,072
State Aid Not Restricted to Specific Programs					7,069,478
Earnings on Investments					779,410
Gifts and Donations					94,747
Gain (Loss) on Sale of Assets					(145)
Miscellaneous					<u>200,736</u>
Total General Revenues					<u>11,146,298</u>
CHANGE IN NET POSITION					2,132,922
NET POSITION - BEGINNING OF YEAR					<u>10,474,176</u>
NET POSITION - END OF YEAR					<u>\$ 12,607,098</u>

INDEPENDENT SCHOOL DISTRICT NO. 881
BALANCE SHEET
GOVERNMENTAL FUNDS
JUNE 30, 2024

	General Fund	Debt Service Fund	Building Construction Fund	Nonmajor Governmental Funds	Total Governmental Funds
ASSETS					
Cash and Temporary Investments	\$ 5,066,617	\$ 1,261,549	\$ 10,493,579	\$ 962,659	\$ 17,784,404
Cash with Fiscal Agent	49,324	-	-	-	49,324
Property Taxes Receivable:					
Current	895,422	925,002	-	34,651	1,855,075
Delinquent	13,191	4,461	-	507	18,159
Accounts Receivable	12,717	-	-	302	13,019
Due from Other Minnesota School Districts	5,707	-	-	5,145	10,852
Due from Minnesota Department of Education	1,109,092	13,726	-	21,840	1,144,658
Due from Federal Government through Minnesota Department of Education	66,285	-	-	-	66,285
Due from Other Governments	15,000	-	-	-	15,000
Prepays	130,046	-	-	4,380	134,426
TOTAL ASSETS	<u>\$ 7,363,401</u>	<u>\$ 2,204,738</u>	<u>\$ 10,493,579</u>	<u>\$ 1,029,484</u>	<u>\$ 21,091,202</u>
LIABILITIES					
Accounts Payable	\$ 137,113	\$ -	\$ 2,331,100	\$ 51,672	\$ 2,519,885
Construction Contracts Payable	-	-	152,991	-	152,991
Due to Other Minnesota School Districts	45,000	-	-	-	45,000
Due to Other Governments	33	-	-	-	33
Salaries Payable	464,744	-	-	28,162	492,906
Payroll Deductions and Employer Contributions	509,431	-	-	29,705	539,136
Unearned Revenue	-	-	-	10,862	10,862
Total Liabilities	1,156,321	-	2,484,091	120,401	3,760,813
DEFERRED INFLOWS OF RESOURCES					
Unavailable Revenue:					
Delinquent Property Taxes	13,191	4,461	-	507	18,159
Property Taxes Levied for Subsequent Years	1,768,610	1,843,044	-	75,288	3,686,942
Total Deferred Inflows of Resources	1,781,801	1,847,505	-	75,795	3,705,101
FUND BALANCES					
Nonspendable	130,046	-	-	4,380	134,426
Restricted	1,112,914	357,233	8,009,488	828,908	10,308,543
Assigned	390,092	-	-	-	390,092
Unassigned	2,792,227	-	-	-	2,792,227
Total Fund Balances	4,425,279	357,233	8,009,488	833,288	13,625,288
TOTAL LIABILITIES, DEFERRED INFLOWS OF RESOURCES, AND FUND BALANCES	<u>\$ 7,363,401</u>	<u>\$ 2,204,738</u>	<u>\$ 10,493,579</u>	<u>\$ 1,029,484</u>	<u>\$ 21,091,202</u>

INDEPENDENT SCHOOL DISTRICT NO. 881
RECONCILIATION OF THE BALANCE SHEET – GOVERNMENTAL FUNDS
TO THE STATEMENT OF NET POSITION
JUNE 30, 2024

Total Fund Balances - Governmental Funds	\$ 13,625,288
--	---------------

Amounts reported for governmental activities in the Statement of Net Position are different because:

Capital assets used in governmental activities are not current financial resources and, therefore, are not reported as assets in governmental funds:

Capital Assets	\$ 42,018,036	
Accumulated Depreciation and Amortization	<u>(17,691,576)</u>	
Capital Assets (Net)		24,326,460

Long-term liabilities are not due and payable in the current period and, therefore, are not reported as liabilities in the governmental funds:

Bond Principal Payable	(15,780,000)	
Bond Premium, Net of Accumulated Amortization	(1,004,954)	
Financing Arrangements	(984,303)	
Lease Liabilities	(155,660)	
Compensated Absences	<u>(7,697)</u>	
		(17,932,614)

Interest on long-term debt is recognized as an expenditure when due and payable in the governmental funds. Therefore, interest is not accrued in the governmental funds Balance Sheet, but is accrued in the Statement of Net Position:

(482,985)

Some of the District's property taxes will be collected after year-end, but are not available soon enough to pay for the current period's expenditures and, therefore, are reported as deferred inflows of resources in the governmental funds:

18,159

The net OPEB liability represents the present value of projected unfunded future postemployment benefits other than pensions, as determined by an actuary as of the most recent measurement date. Such liability and related balances do not represent the impending use of current financial resources and, therefore, are not reported in the governmental funds:

Net OPEB Liability	(733,172)	
Deferred Outflows - OPEB	62,699	
Deferred Inflows - OPEB	<u>(154,270)</u>	
		(824,743)

The net pension liability and related deferred outflows/inflows represent the allocation of the pension obligations of the statewide plans to the District. Such balances are not reported in the governmental funds:

Net Pension Liability	(7,251,930)	
Deferred Outflows - Pensions	1,700,104	
Deferred Inflows - Pensions	<u>(570,641)</u>	
		<u>(6,122,467)</u>

TOTAL NET POSITION OF GOVERNMENTAL ACTIVITIES	<u>\$ 12,607,098</u>
--	-----------------------------

INDEPENDENT SCHOOL DISTRICT NO. 881
STATEMENT OF REVENUES, EXPENDITURES, AND CHANGES IN FUND BALANCES
GOVERNMENTAL FUNDS
FOR THE YEAR ENDED JUNE 30, 2024

	General Fund	Debt Service Fund	Building Construction Fund	Nonmajor Governmental Funds	Total Governmental Funds
REVENUES					
Local Property Tax Levies	\$ 1,908,513	\$ 1,008,185	\$ -	\$ 81,913	\$ 2,998,611
Other Local and County Revenues	621,446	40,374	496,711	439,069	1,597,600
State Sources	9,289,395	137,259	-	480,378	9,907,032
Federal Sources	175,504	-	-	272,880	448,384
Sales and Other Conversions of Assets	45,781	-	-	87,096	132,877
TOTAL REVENUES	12,040,639	1,185,818	496,711	1,361,336	15,084,504
EXPENDITURES					
Current:					
Administration	720,301	-	-	-	720,301
District Support Services	359,700	-	-	-	359,700
Regular Instruction	4,856,930	-	-	-	4,856,930
Vocational Instruction	119,320	-	-	-	119,320
Exceptional Instruction	2,110,728	-	-	-	2,110,728
Community Education and Services	-	-	-	572,734	572,734
Instructional Support Services	503,688	-	-	-	503,688
Pupil Support Services	1,097,610	-	-	621,708	1,719,318
Sites and Buildings	984,153	-	36,898	-	1,021,051
Fiscal and Other Fixed Cost Programs	109,544	-	-	-	109,544
Capital Outlay	237,929	-	6,231,114	77,847	6,546,890
Debt Service:					
Principal	98,101	1,035,000	-	-	1,133,101
Interest and Other Charges	12,287	131,425	90,842	-	234,554
TOTAL EXPENDITURES	11,210,291	1,166,425	6,358,854	1,272,289	20,007,859
EXCESS (DEFICIENCY) OF REVENUES OVER (UNDER) EXPENDITURES	830,348	19,393	(5,862,143)	89,047	(4,923,355)
OTHER FINANCING SOURCES (USES)					
Sale of Equipment	105	-	-	-	105
Lease Proceeds	137,258	-	-	-	137,258
Proceeds from Bond Issuance	-	-	12,530,000	-	12,530,000
Premium on Bond Issuance	-	-	882,926	-	882,926
TOTAL OTHER FINANCING SOURCES (USES)	137,363	-	13,412,926	-	13,550,289
NET CHANGE IN FUND BALANCES	967,711	19,393	7,550,783	89,047	8,626,934
FUND BALANCES - BEGINNING (As Previously Reported)	3,457,568	337,840	-	1,202,946	4,998,354
CHANGE WITHIN FINANCIAL REPORTING ENTITY					
Nonmajor to Major Fund	-	-	458,705	(458,705)	-
FUND BALANCES - BEGINNING (As Restated)	3,457,568	337,840	458,705	744,241	4,998,354
FUND BALANCES - ENDING	\$ 4,425,279	\$ 357,233	\$ 8,009,488	\$ 833,288	\$ 13,625,288

See accompanying notes.

**INDEPENDENT SCHOOL DISTRICT NO. 881
RECONCILIATION OF THE STATEMENT OF REVENUES, EXPENDITURES, AND
CHANGES IN FUND BALANCES – GOVERNMENTAL FUNDS
TO THE STATEMENT OF ACTIVITIES
FOR THE YEAR ENDED JUNE 30, 2024**

Net Change in Fund Balances - Total Governmental Funds \$ 8,626,934

Amounts reported for governmental activities in the Statement of Activities are different due to the following:

Capital outlays are reported in governmental funds as expenditures. However, in the Statement of Activities, the cost of those assets is allocated over the estimated useful lives as depreciation and amortization expense:

Capital Outlay Capitalized	\$	6,476,200	
Depreciation and Amortization Expense		(937,242)	
Loss on Disposal of Assets		<u>(250)</u>	
			5,538,708

The issuance of long-term debt provides current financial resources to governmental funds while the repayment of principal of long-term debt consumes the current financial resources of governmental funds. Neither transaction, however, has any effect on net position. Also, governmental funds report the effect of premiums and discounts when debt is first issued, whereas these amounts are deferred and amortized in the Statement of Activities. The amounts below detail the effects of these differences in the treatment of long-term debt and related items:

Proceeds from the Issuance of Long-Term Debt	(12,530,000)		
Proceeds from Long-Term Lease Liabilities	(137,258)		
Premium on Long-Term Debt Issued	(882,926)		
Bond Principal Repayments	1,035,000		
Amortization of Bond Premium	106,031		
Long-Term Lease Principal Repayments	53,101		
Financing Arrangement Principal Repayments	<u>97,587</u>		
			(12,258,465)

Interest on long-term debt in the Statement of Activities differs from the amount reported in the governmental funds because interest is recognized as an expenditure in the funds when it is due, and thus requires the use of current financial resources. In the Statement of Activities, however, interest expense is recognized as the interest accrues, regardless of when it is due:

(427,037)

Certain revenues are recognized as soon as they are earned. Under the modified accrual basis of accounting, certain revenues cannot be recognized until they are available to liquidate liabilities of the current period:

Property Taxes			3,461
----------------	--	--	-------

Some expenses reported in the Statement of Activities do not require the use of current financial resources and, therefore, are not reported as expenditures in the governmental funds:

Compensated Absences Payable			1,247
------------------------------	--	--	-------

Certain liabilities do not represent the impending use of current resources. Therefore, the change in such liabilities and related deferrals are not reported in the governmental funds:

Net OPEB Liability and Deferred Outflows/Inflows of Resources	32,591		
Net Pension Liability and Deferred Outflows/Inflows of Resources	<u>615,483</u>		
			<u>648,074</u>

CHANGE IN NET POSITION OF GOVERNMENTAL ACTIVITIES			\$ 2,132,922
--	--	--	---------------------

INDEPENDENT SCHOOL DISTRICT NO. 881
STATEMENT OF FIDUCIARY NET POSITION
JUNE 30, 2024

	OPEB Trust Fund	<u>Custodial Fund</u> Scholarship Fund
ASSETS		
Cash	\$ (60,404)	\$ 24,478
Investments	797,212	-
Accounts Receivable	<u>476</u>	<u>-</u>
TOTAL ASSETS	737,284	24,478
LIABILITIES		
Payroll Deduction and Employer Contributions	(274)	-
FIDUCIARY NET POSITION		
Restricted for Other Postemployment Benefits	737,558	-
Restricted for Scholarships	<u>-</u>	<u>24,478</u>
TOTAL FIDUCIARY NET POSITION	<u>\$ 737,558</u>	<u>\$ 24,478</u>

INDEPENDENT SCHOOL DISTRICT NO. 881
STATEMENT OF CHANGES IN FIDUCIARY NET POSITION
FOR THE YEAR ENDED JUNE 30, 2024

	OPEB Trust Fund	<u>Custodial Fund</u> Scholarship Fund
ADDITIONS		
Investment Income (Loss)	\$ 39,519	\$ -
Donations	-	28,552
Retiree Contributions	<u>38,875</u>	<u>-</u>
NET ADDITIONS	78,394	28,552
DEDUCTIONS		
Administrative Fees	271	-
Contributions Paid	100,056	-
Scholarships Awarded	<u>-</u>	<u>24,950</u>
TOTAL DEDUCTIONS	<u>100,327</u>	<u>24,950</u>
CHANGE IN FIDUCIARY NET POSITION	(21,933)	3,602
FIDUCIARY NET POSITION - BEGINNING	<u>759,491</u>	<u>20,876</u>
FIDUCIARY NET POSITION - ENDING	<u><u>\$ 737,558</u></u>	<u><u>\$ 24,478</u></u>

INDEPENDENT SCHOOL DISTRICT NO. 881
NOTES TO THE BASIC FINANCIAL STATEMENTS
JUNE 30, 2024

NOTE 1 SUMMARY OF SIGNIFICANT ACCOUNTING POLICIES

1.A. FINANCIAL REPORTING ENTITY

Independent School District No. 881 (the District) is an educational entity established by the State of Minnesota. The government of the District is directed by an elected seven-member Board of Education (the Board). The Board exercises legislative authority and determines all matters of policy. The Board appoints personnel responsible for the proper administration of all affairs relating to the District. The accompanying financial statements present the government entities for which the District is considered to be financially accountable.

The District has considered all potential units for which it is financially accountable, and other organizations for which the nature and significance of their relationship with the District are such that exclusion would cause the District's financial statements to be misleading or incomplete. The Governmental Accounting Standards Board (GASB) has set forth criteria to be considered in determining financial accountability. These criteria include appointing a voting majority of an organization's governing body, and (1) the ability of the primary government to impose its will on that organization or (2) the potential for the organization to provide specific benefits to, or impose specific financial burdens on the primary government. Based on these criteria, there are currently no entities considered to be component units of the District.

Student activities are determined primarily by student participants under the guidance of an adult and are generally conducted outside school hours. However, the Board does have administrative control over student activity funds, as well as responsibility for establishing broad policies and ensuring that appropriate financial records are maintained for student activities. Accordingly, the student activity accounts are included in the basic financial statements as part of the General Fund.

1.B. GOVERNMENT-WIDE AND FUND FINANCIAL STATEMENTS

The government-wide financial statements (i.e., the Statement of Net Position and the Statement of Activities) report information on all nonfiduciary activities of the primary government. For the most part, interfund activities have been removed from these statements.

The Statement of Activities demonstrates the degree to which the direct expenses of a given function or segment are offset by program revenues. *Direct expenses* are those that are clearly identifiable with a specific function or segment. *Program revenues* include 1) charges to customers or applicants who purchase, use, or directly benefit from goods, services, or privileges provided by a given function or segment and 2) grants and contributions that are restricted to meeting the operations or capital requirements of a particular function or segment. Taxes and other items not properly included among program revenues are reported instead as *general revenues*.

Separate financial statements are provided for governmental funds and fiduciary funds, even though the latter are excluded from the government-wide financial statements. Major individual governmental funds are reported as separate columns in the fund financial statements.

1.C. MEASUREMENT FOCUS, BASIS OF ACCOUNTING, AND FINANCIAL STATEMENT PRESENTATION

The financial statements of Independent School District No. 881 have been prepared in conformity with accounting principles generally accepted in the United States of America (GAAP) as applied to governmental units. GAAP includes all relevant Governmental Accounting Standards Board (GASB) pronouncements.

The government-wide financial statements are reported using the *economic resources measurement focus* and the *accrual basis of accounting*, as are the fiduciary fund financial statements. Revenues are recorded when earned and expenses are recorded when a liability is incurred, regardless of the timing of related cash flows. Property taxes are recognized as revenues in the year for which they are levied. Grants and similar items are recognized as revenue as soon as all eligibility requirements imposed by the provider have been met. Expenses are classified by function for governmental activities.

INDEPENDENT SCHOOL DISTRICT NO. 881
NOTES TO THE BASIC FINANCIAL STATEMENTS
JUNE 30, 2024

NOTE 1 SUMMARY OF SIGNIFICANT ACCOUNTING POLICIES (Continued)

1.C. MEASUREMENT FOCUS, BASIS OF ACCOUNTING, AND FINANCIAL STATEMENT PRESENTATION
(Continued)

Governmental fund financial statements are reported using the *current financial resources measurement focus* and the *modified accrual basis of accounting*. Revenues are recognized as soon as they are both measurable and available. Revenues are considered to be *available* when they are collectible within the current period or soon enough thereafter to pay liabilities of the current period. For this purpose, the government considers revenues to be available if they are collected within 60 days of the end of the current fiscal period. Expenditures generally are recorded when a liability is incurred, as under accrual accounting. However, debt service expenditures, as well as expenditures related to compensated absences and claims and judgments, are recorded only when payment is due. In the fund financial statements, expenditures are classified as follows:

Governmental Funds – By Character	Current (further classified by function)
	Capital Outlay
	Debt Service

Property taxes, intergovernmental revenue, and interest associated with the current fiscal period are considered to be susceptible to accrual and so have been recognized as revenues of the current fiscal period. All other revenue items are considered to be measurable and available only when cash is received by the District.

Revenue resulting from exchange transactions, in which each party gives and receives essentially equal value, is recorded on the accrual basis when the exchange takes place. On a modified accrual basis, revenue is recorded in the year in which the resources are measurable and become available.

Non-exchange transactions, in which the District receives value without directly giving equal value in return, include property taxes, grants, entitlements and donations. On an accrual basis, revenue from property taxes is recognized in the year for which the tax is levied. Revenue from grants, entitlements and donations is recognized in the year in which all eligibility requirements have been satisfied. Eligibility requirements include timing requirements, which specify the year when the resources are required to be used or the year when use is first permitted, matching requirements, in which the District must provide local resources to be used for a specified purpose, and expenditure requirements, in which the resources are provided to the District on a reimbursement basis.

The District reports the following major governmental funds:

The *General Fund* is the District's primary operating fund. It accounts for all financial resources of the general government, except those required to be accounted for in another fund.

The *Debt Service Fund* accounts for the resources accumulated and payments made for principal and interest on long-term general obligation debt of governmental funds.

The *Building Construction Fund* is a capital project fund used to account for the resources accumulated and payments made for building construction. This fund was presented as nonmajor in the prior year, but is presented as a major fund in the current year.

The District reports the following nonmajor governmental funds:

The *Food Service Fund* accounts for the proceeds of specific revenue sources (other than expendable trust and major capital projects) that are legally restricted to expenditures for food service.

The *Community Service Fund* accounts for the proceeds of specific revenue sources (other than expendable trust and major capital projects) that are legally restricted to expenditures for community service.

INDEPENDENT SCHOOL DISTRICT NO. 881
NOTES TO THE BASIC FINANCIAL STATEMENTS
JUNE 30, 2024

NOTE 1 SUMMARY OF SIGNIFICANT ACCOUNTING POLICIES (Continued)

1.C. MEASUREMENT FOCUS, BASIS OF ACCOUNTING, AND FINANCIAL STATEMENT PRESENTATION
(Continued)

The District reports the following fiduciary funds:

The *OPEB Trust Fund* is used to account for an irrevocable trust established to fund postemployment benefits (other than pension benefits) accrued by the employees of the District to be paid as they come due.

The *Scholarship Fund* is a trust fund used to account for the activity of the District's scholarships.

1.D. BUDGETARY INFORMATION

Annual budgets are adopted on a basis consistent with generally accepted accounting principles for the General Fund. The appropriated budget is prepared by fund, function, and department. The District's department heads may make transfers of appropriations within a department. Transfers of appropriations between departments require the approval of the Board. The legal level of budgetary control (i.e., the level at which expenditures may not legally exceed appropriations) is the department level.

Appropriations in all budgeted funds lapse at the end of the fiscal year. Encumbrance accounting, under which purchase orders, contracts, and other commitments for the expenditure of monies are recorded in order to reserve that portion of the appropriation, is not employed by the District because it is at present not considered necessary to assure effective budgetary control or to facilitate effective cash management.

1.E. USE OF ESTIMATES

The preparation of financial statements in conformity with accounting principles generally accepted in the United States of America requires management to make estimates and assumptions that affect the reported amounts of assets, deferred outflows, liabilities, and deferred inflows, and disclosure of contingent assets and liabilities at the date of the financial statements. Estimates also affect reported amounts of revenues and expenses/expenditures during the reporting period. Actual results could differ from those estimates.

1.F. ASSETS, LIABILITIES, DEFERRED OUTFLOWS/INFLOWS OF RESOURCES, AND EQUITY

Deposits and Investments

Cash balances from all funds are combined and invested to the extent available in various securities as authorized by Minnesota Statutes. Earnings from the pooled investments are allocated to the respective funds on the basis of applicable participation by each of the funds. Temporary cash investments are stated at cost which approximates fair value. Investments in external investment pools are valued at the pool's share price.

See Note 2.A. for additional information related to Deposits and Investments.

Cash with Fiscal Agent

Cash with fiscal agent represents deposits with fiscal agents for the payment of bond principal and interest and the defeasance of debt at a future date. These bond transactions are discussed in further detail in Note 2.C.

Property Taxes Receivable

The majority of District revenue is determined annually by statutory funding formulas. The total revenue allowed by these formulas is then allocated between property taxes and state aids by the Legislature based on education funding priorities.

INDEPENDENT SCHOOL DISTRICT NO. 881
NOTES TO THE BASIC FINANCIAL STATEMENTS
JUNE 30, 2024

NOTE 1 SUMMARY OF SIGNIFICANT ACCOUNTING POLICIES (Continued)

1.F. ASSETS, LIABILITIES, DEFERRED OUTFLOWS/INFLOWS OF RESOURCES, AND EQUITY
(Continued)

Generally, property taxes are recognized as revenue by the District in the fiscal year that begins midway through the calendar year in which the tax levy is collectible. To help balance the State budget, the Minnesota Legislature utilizes a tool referred to as the “tax shift,” which periodically changes the District’s recognition of property tax revenue. The tax shift advance recognizes cash collected for the subsequent year’s levy as current year revenue, allowing the State to reduce the amount of aid paid to the District.

Property tax levies are certified to the County in December of each year for collection from taxpayers in May and October of the following calendar year. In Minnesota, counties act as collection agents for all property taxes. The County spreads all levies over taxable property. Such taxes become an enforceable lien on property on the following January 1. The County generally remits taxes to the District at periodic intervals as they are collected. A portion of property taxes levied is paid by the State of Minnesota through various tax credits, which are included in revenue from state sources in the financial statements.

Taxes that remain unpaid are classified as delinquent taxes receivable. Revenue from these delinquent property taxes that is not collected within 60 days of year-end is deferred in the fund financial statements because it is not known to be available to finance the operation of the District in the current year. For government-wide financial statements, no allowance for uncollectible taxes is considered necessary.

Accounts Receivable

Accounts receivable include amounts billed for services provided before year end. No substantial losses are anticipated from present receivable balances; therefore, no allowance for uncollectible accounts is deemed necessary.

Due from Other Governments

Amounts due from the Minnesota Department of Education, from the Federal government through the Department of Education and from other governmental units for general education aids and reimbursements under various specific programs are reported at the estimated amounts to be received based on available information at the date of this report. In some instances, adjustments and proration by these agencies, which are dependent upon the amount of funds available for distribution and may result in differing amounts actually being received. Any such differences will be absorbed into operations as of the subsequent period.

Prepaids

Prepaid expenditures/expenses consist of amounts paid during the year ended June 30, 2024 which will benefit future periods. Included in this amount are supplies purchased for use in subsequent periods and insurance premiums applicable to future accounting periods.

Capital Assets

Capital assets are capitalized at historical cost or estimated historical cost for assets where actual historical cost is not available. Donated assets are recorded as capital assets at their estimated acquisition value at the date of donation. The District maintains a threshold level of \$5,000 or more for capitalizing capital assets. The system for accumulation of fixed asset cost data does not provide the means for determining the percentage of assets valued at actual and those valued at estimated cost.

Capital assets are recorded in the district-wide financial statements but are not reported in the fund financial statements. Capital assets are depreciated or amortized using the straight-line method over their estimated useful lives. Since surplus assets are sold for an immaterial amount when declared as no longer needed for public school purposes by the District, no salvage value is taken into consideration for depreciation and amortization purposes. Useful lives vary from twenty to fifty years for site improvements and buildings, and five to fifteen years for equipment and vehicles, five years for leased equipment, and two years for leased buildings.

INDEPENDENT SCHOOL DISTRICT NO. 881
NOTES TO THE BASIC FINANCIAL STATEMENTS
JUNE 30, 2024

NOTE 1 SUMMARY OF SIGNIFICANT ACCOUNTING POLICIES (Continued)

1.F. ASSETS, LIABILITIES, DEFERRED OUTFLOWS/INFLOWS OF RESOURCES, AND EQUITY
(Continued)

Capital assets not being depreciated or amortized include land and construction in progress, if any.

The District does not possess any material amounts of infrastructure capital assets, such as sidewalks and parking lots. Such items are considered to be part of the cost of buildings or other improvable property

Accrued Payroll Liabilities

Salaries pertaining to the school year ended June 30, 2024, which are payable in July and August 2024, are accrued as of June 30, 2024, and are shown as a liability on the accompanying financial statements. Liabilities for payroll taxes, amounts withheld from payroll checks and benefits accrued are also included.

Unearned Revenue

Unearned revenue consists of local revenue received but not yet earned. Such amounts typically consist of grants and entitlements received before eligibility requirements are met and prepaid pupil lunch balances.

Compensated Absences Payable

Under the terms of union contracts, certain employees accrue vacation at varying rates, portions of which may be carried over to future years. Employees are reimbursed for any unused, accrued vacation and related benefits upon termination. Vacation pay is accrued in the district-wide financial statements when earned. Unused vacation pay is accrued in governmental fund financial statements only when it has matured due to employee termination or similar circumstances.

Long-Term Obligations

In the government-wide financial statements, long-term debt and other long-term obligations are reported as liabilities in the governmental activities Statement of Net Position. Bond premiums and discounts are deferred and amortized over the life of the bonds using the straight-line method. Bonds payable are reported net of the applicable bond premium or discount.

In the fund financial statements, governmental fund types recognize bond premiums and discounts, as well as bond issuance costs, during the current period. The face amount of debt issued is reported as other financing sources. Premiums received on debt issuances are reported as other financing sources while discounts on debt issuances are reported as other financing uses. Issuance costs, whether or not withheld from the actual debt proceeds received, are reported as debt service expenditures.

Postemployment Benefits Other Than Pensions (OPEB)

Under the provisions of the various employee and union contracts, the District provides health insurance coverage for varying lengths of time if certain age and minimum years of service requirements are met.

Pensions

The net pension liability represents the District's allocation of its pro-rata share of the Statewide Public Employees Retirement Association (PERA) and Teachers Retirement Association (TRA) net pension liabilities.

PERA

For purposes of measuring the net pension liability, deferred outflows/inflows of resources, and pension expense, information about the fiduciary net position of the Public Employees Retirement Association (PERA) and additions to/deductions from PERA's fiduciary net position have been determined on the same basis as they are reported by PERA. For this purpose, plan contributions are recognized as of employer payroll paid dates and benefit payments and refunds are recognized when due and payable in accordance with the benefit terms. Investments are reported at fair value.

INDEPENDENT SCHOOL DISTRICT NO. 881
NOTES TO THE BASIC FINANCIAL STATEMENTS
JUNE 30, 2024

NOTE 1 SUMMARY OF SIGNIFICANT ACCOUNTING POLICIES (Continued)

1.F. ASSETS, LIABILITIES, DEFERRED OUTFLOWS/INFLOWS OF RESOURCES, AND EQUITY
(Continued)

TRA

For purposes of measuring the net pension liability, deferred outflows/inflows of resources, and pension expense, information about the fiduciary net position of the Teachers Retirement Association (TRA) and additions to/deductions from TRA's fiduciary net position have been determined on the same basis as they are reported by TRA

TRA has a special funding situation created by direct aid contributions made by the State of Minnesota, City of Minneapolis and Minneapolis School District. This direct aid is a result of the merger of the Minneapolis Teachers Retirement Fund Association into TRA in 2006. A second direct aid source is from the State of Minnesota for the merger of the Duluth Teacher's Retirement Fund Association in 2015.

Interfund Transactions and Balances

During the course of operations, transactions occur between individual funds that may result in amounts owed between funds. If short-term in nature or incurred through goods and service type transactions, such interfund balances are reported as "due to/from other funds." Long-term interfund loans are reported as "advances to/from other funds." Interfund transactions and balances between governmental funds are eliminated in the Statement of Net Position.

Deferred Outflows/Inflows of Resources

In addition to assets, the Statement of Net Position reports a separate section for deferred outflows of resources. This element represents a consumption of net position that applies to future periods and, therefore, will not be recognized as an outflow of resources (expense) until that time. The District reports deferred outflows of resources in the government-wide Statement of Net Position in relation to the activity of the pension funds and OPEB plan in which District employees participate.

In addition to liabilities, the Statement of Net Position and Balance Sheet report a separate section for deferred inflows of resources. This element represents an acquisition of net position or fund balance that applies to future periods and, therefore, will not be recognized as an inflow of resources (revenue) until that time. The District reports property taxes levied for subsequent years as deferred inflows of resources in both the government-wide and governmental fund financial statements. The District reports delinquent property tax receivables as deferred inflows of resources in the governmental funds, in accordance with the modified accrual basis of accounting. In addition, the District reports deferred inflows of resources in the government-wide Statement of Net Position in relation to the activity of the pension funds and OPEB plan in which District employees participate.

See Notes 3 and 4 for additional information pertaining to the deferred outflows and deferred inflows recorded to account for OPEB and pension activities, respectively.

Fund Balance

In the fund financial statements, fund balance is divided into five classifications based primarily on the extent to which the District is bound to observe constraints imposed upon the use of resources reported in the governmental funds. These classifications are defined as follows:

Nonspendable – Includes amounts that cannot be spent because they are either not in spendable form, or they are legally or contractually required to be maintained intact. The nonspendable fund balances at June 30, 2024 consist of prepaid expenditures.

Restricted – Amounts related to externally imposed constraints established by creditors, grantors or contributors; or constraints imposed by state statutory provisions.

INDEPENDENT SCHOOL DISTRICT NO. 881
NOTES TO THE BASIC FINANCIAL STATEMENTS
JUNE 30, 2024

NOTE 1 SUMMARY OF SIGNIFICANT ACCOUNTING POLICIES (Continued)

1.F. ASSETS, LIABILITIES, DEFERRED OUTFLOWS/INFLOWS OF RESOURCES, AND EQUITY
(Continued)

Committed – Amounts constrained for specific purposes that are internally imposed by formal action (resolution) of the Board of Education (the Board), which is the District’s highest level of decision-making authority. Committed amounts cannot be used for any other purpose unless the Board modifies or rescinds the commitment by resolution. The District has no committed fund balances at June 30, 2024.

Assigned – Amounts that are neither restricted nor committed but are constrained by the District’s intent to be used for specific purposes. The Board currently has delegated the authority to assign fund balances to the District’s Superintendent and Finance Manager.

Unassigned – The residual classification for the General Fund and also negative residual amounts in other funds, if any. The District has formally adopted a policy under which it strives to maintain a minimum unassigned General Fund balance equal to approximately 1.5 months of operating expenditures.

When both restricted and unrestricted resources are available for use, it is the District’s practice to first use restricted resources, and then use unrestricted resources as they are needed. If resources from more than one fund balance classification could be spent, the District will spend the resources from fund balance classifications in the following order: committed, assigned, and unassigned, in accordance with the District’s policy.

See Note. 2.D. for additional disclosures.

Net Position

Net position represents the difference between the sum of assets and deferred outflows of resources and the sum of liabilities and deferred inflows of resources. Net position is displayed in three components:

Net Investment in Capital Assets – Consists of capital assets, net of accumulated depreciation and amortization, reduced by any outstanding debt attributable to acquiring the capital assets.

Restricted Net Position – Consists of net position restricted when there are limitations imposed on their use through external restrictions imposed by creditors, grantors, laws or regulations of other governments.

Unrestricted Net Position – All other net position that does not meet the definition of “restricted” or “net investment in capital assets.”

It is the District’s policy to consider restricted net position to have been depleted before unrestricted net position is applied.

NOTE 2 DETAILED NOTES ON TRANSACTION CLASSES/ACCOUNTS

2.A. DEPOSITS AND INVESTMENTS

Deposits

In accordance with applicable Minnesota Statutes, the District maintains deposits in financial institutions designated by the School Board. Minnesota Statutes require that all District deposits be protected by insurance, surety bond, or collateral. The market value of collateral pledged must equal 110 percent of the deposits not covered by insurance or bonds (100 percent if collateral pledged is irrevocable standby letters of credit issued by the Federal Home Loan Bank). The District complies with such laws.

INDEPENDENT SCHOOL DISTRICT NO. 881
NOTES TO THE BASIC FINANCIAL STATEMENTS
JUNE 30, 2024

NOTE 2 DETAILED NOTES ON TRANSACTION CLASSES/ACCOUNTS (Continued)

2.A. DEPOSITS AND INVESTMENTS (Continued)

Authorized collateral in lieu of a corporate surety bond includes:

- United States government Treasury bills, Treasury notes, Treasury bonds;
- Issues of United States government agencies and instrumentalities as quoted by a recognized industry quotation service available to the government entity;
- A general obligation of a state or local government, with taxing powers, rated “A” or better;
- A revenue obligation of a state or local government, with taxing powers, rated “AA” or better;
- Unrated general obligation securities of a local government, with taxing powers, pledged as collateral against funds deposited by that same local government entity;
- Irrevocable standby letter of credit issued by a Federal Home Loan Bank accompanied by written evidence that the Federal Home Loan Bank’s public debt is rated “AA” or better by Moody’s or Standard and Poor’s; or
- Time deposits insured by any federal agency.

Minnesota Statutes require that all collateral shall be placed in safekeeping in a restricted account at a Federal Reserve Bank, or in an account at a trust department of a commercial bank or other financial institution that is not owned or controlled by the financial institution furnishing the collateral. The selection should be approved by the District.

At June 30, 2024, the District's deposits were not exposed to custodial credit risk. The District's deposits were sufficiently covered by federal depository insurance or by collateral held by the District’s agent in the District's name.

Investments

The District may also invest idle funds as authorized by Minnesota Statutes as follows: direct obligations guaranteed by the United States or its agencies; shares of investment companies registered under the Federal Investment Company Act of 1940 that received the highest credit rating, are rated in one of the two highest rating categories by a statistical rating agency, and all of the investments have a final maturity of 13 months or less; general obligations rated “A” or better; revenue obligations rated “AA” or better; general obligations of the Minnesota Housing Finance Agency rated “A” or better; bankers’ acceptances of United States banks eligible for purchase by the Federal Reserve System; commercial paper issued by United States corporations or their Canadian subsidiaries, rated of the highest quality category by at least two nationally recognized rating agencies, and maturing in 270 days or less; Guaranteed Investment Contracts guaranteed by a United States commercial bank, domestic branch of a foreign bank, or a United States insurance company, and with a credit quality in one of the top two highest categories; repurchase or reverse purchase agreements and securities lending agreements with financial institutions qualified as a “depository” by the government entity, with banks that are members of the Federal Reserve System with capitalization exceeding \$10,000,000, a primary reporting dealer in U.S. government securities to the Federal Reserve Bank of New York, or certain Minnesota securities broker-dealers. The District does not have any investment policies that would further limit investment choices. Under Minnesota Statutes, the District has expanded investment options for its fiduciary trust fund.

INDEPENDENT SCHOOL DISTRICT NO. 881
NOTES TO THE BASIC FINANCIAL STATEMENTS
JUNE 30, 2024

NOTE 2 DETAILED NOTES ON TRANSACTION CLASSES/ACCOUNTS (Continued)

2.A. DEPOSITS AND INVESTMENTS (Continued)

Investment balances at June 30, 2024 are as follows:

Investment Type	S & P's	Fair Value Level	Fair Value	Investment Maturities (in Years)	
	Credit Rating			Less Than 1	1 - 5
Pooled Investments:					
Minnesota School District Liquid Asset Fund	N/A	N/A	\$ 1,685	\$ 1,685	\$ -
MNTrust Investment Shares Portfolio	N/A	N/A	6,399,344	6,399,344	-
MNTrust Term Series Investment Pool	N/A	N/A	1,095,940	1,095,940	-
Pershing Money Market	N/A	Level 1	4,658	4,658	-
Non-Pooled Investments:					
Pershing Certificates of Deposit	N/A	Level 2	984,652	984,652	-
Pershing U.S. Treasury Securities	N/A	Level 2	9,019,445	9,019,445	-
Pershing Municipal Bonds	N/A	Level 2	35,000	35,000	-
Totals			\$ 17,540,724	\$ 17,540,724	\$ -

The table above excludes investments of \$797,212, which are held in fiduciary funds.

The investments of the District are subject to the following risks:

- Credit risk is the risk that an issuer or other counterparty to an investment will not fulfill its obligations. Ratings are provided by various credit rating agencies and where applicable, indicate associated credit risk. Minnesota Statutes limit the District's investments.
- Custodial credit risk is the risk that in the event of a failure of the counterparty to a transaction, a government will not be able to recover the value of investment or collateral securities that are in the possession of an outside party. The District does not have a formal investment policy to address custodial credit risk but typically limits its exposure by purchasing insured or registered investments.
- Concentration of Credit Risk is the risk associated with the magnitude of the District's investments (considered five percent or more) in the investments of a single issuer, excluding U.S. guaranteed investments (such as treasuries), investment pools, and mutual funds. The District has no formal policy limiting the amounts that may be invested in any one issuer. At June 30, 2024, the District does not have a significant concentration of credit risk.
- Interest rate risk is the risk that changes in interest rates will adversely affect the fair value of an investment. The District has no formal policy to address interest rate risk.

The District categorizes its fair value measurements within the fair value hierarchy established by accounting principles generally accepted in the United States of America. The hierarchy is based on the valuation inputs used to measure the fair value of the asset. Level 1 inputs are quoted prices in active markets for identical assets; Level 2 inputs are significant other observable inputs; Level 3 inputs are significant unobservable inputs.

INDEPENDENT SCHOOL DISTRICT NO. 881
NOTES TO THE BASIC FINANCIAL STATEMENTS
JUNE 30, 2024

NOTE 2 DETAILED NOTES ON TRANSACTION CLASSES/ACCOUNTS (Continued)

2.A. DEPOSITS AND INVESTMENTS (Continued)

The Minnesota School District Liquid Asset Fund and the MNTrust Investment Shares Portfolio are external investment pools not registered with the Securities Exchange Commission (SEC) that follow the same regulatory rules of the SEC under rule 2a7. The fair value of the position in the pools is the same as the value of the pool shares. The investments in the Minnesota School District Liquid Asset Fund and the MNTrust Investment Shares Portfolio are not subject to the credit risk classifications as noted in GASB Statement No. 72 and, therefore, are not subject to the fair value measurements noted in the previous paragraph.

The assets of the OPEB Irrevocable Trust invested in the guaranteed investment contract are also not subject to the fair value hierarchy or credit risk classifications noted in GASB Statement No. 72. Instead, such investments are measured at the contract value, as prescribed by GASB Statement No. 53.

Deposits and Temporary Investments Summary

The following is a summary of total deposits and temporary investments:

Carrying Amount of Deposits	\$ 243,680
Investments	<u>17,540,724</u>
 Total	 <u>\$ 17,784,404</u>

Cash and temporary investments are included on the basic financial statements as noted on the following page.

<i>Government-wide</i>	
Cash and Temporary Investments	<u>\$ 17,784,404</u>

INDEPENDENT SCHOOL DISTRICT NO. 881
NOTES TO THE BASIC FINANCIAL STATEMENTS
JUNE 30, 2024

NOTE 2 DETAILED NOTES ON TRANSACTION CLASSES/ACCOUNTS (Continued)

2.B. CAPITAL ASSETS

Capital asset activity for the year ended June 30, 2024 is as follows:

	Beginning Balance	Additions	Disposals	Transfers	Ending Balance
Capital Assets, not Being Depreciated or Amortized					
Land	\$ 119,000	\$ -	\$ -	\$ -	\$ 119,000
Construction in Progress	-	6,217,325	-	-	6,217,325
Total Capital Assets Not Being Depreciated or Amortized	119,000	6,217,325	-	-	6,336,325
Capital Assets, Being Depreciated and Amortized					
Site Improvements	2,344,579	-	-	-	2,344,579
Buildings and Improvements	30,381,296	24,559	-	-	30,405,855
Equipment and Vehicles	2,645,868	97,058	(29,305)	-	2,713,621
Leased Equipment	49,898	-	-	-	49,898
Leased Building	85,432	137,258	(85,432)	-	137,258
Software Subscriptions	30,500	-	-	-	30,500
Total Capital Assets Being Depreciated and Amortized	35,537,573	258,875	(114,737)	-	35,681,711
Less Accumulated Depreciation for					
Site Improvements	(977,853)	(91,590)	-	-	(1,069,443)
Buildings and Improvements	(14,070,647)	(667,338)	-	-	(14,737,985)
Equipment and Vehicles	(1,753,568)	(122,572)	29,055	-	(1,847,085)
Less Accumulated Amortization for					
Leased Equipment	(13,307)	(9,980)	-	-	(23,287)
Leased Building	(53,395)	(39,662)	85,432	-	(7,625)
Software Subscriptions	(51)	(6,100)	-	-	(6,151)
Total Accumulated Depreciation and Amortization	(16,868,821)	(937,242)	114,487	-	(17,691,576)
Total Capital Assets Being Depreciated and Amortized, Net	18,668,752	(678,367)	(250)	-	17,990,135
Governmental Activities Capital Assets, Net	<u>\$ 18,787,752</u>	<u>\$ 5,538,958</u>	<u>\$ (250)</u>	<u>\$ -</u>	<u>\$ 24,326,460</u>

INDEPENDENT SCHOOL DISTRICT NO. 881
NOTES TO THE BASIC FINANCIAL STATEMENTS
JUNE 30, 2024

NOTE 2 DETAILED NOTES ON TRANSACTION CLASSES/ACCOUNTS (Continued)

2.B. CAPITAL ASSETS (Continued)

Depreciation and amortization expense was charged to functions of the District as follows:

Governmental Activities:	
Administration	\$ 166
District Support Services	90
Regular Instruction	40,311
Vocational Instruction	1,947
Community Education	11,048
Instructional Support Services	25,111
Pupil Support Services	8,416
Sites and Buildings	379,731
Unallocated Depreciation	<u>470,422</u>

Total Depreciation and Amortization Expense - Governmental Activities	<u>\$ 937,242</u>
---	-------------------

2.C. NONCURRENT LIABILITIES

General Obligation (G.O.) Bonds

The District issues general obligation bonds to provide funds for the acquisition and construction of major capital facilities. Assets of the Debt Service Fund, together with scheduled future tax levies, are dedicated for the retirement of these obligations. The annual future debt service levies authorized are equal to 105 percent of the principal and interest due each year. These levies are subject to reduction if fund balance amounts exceed limitations imposed by Minnesota law.

There are a number of limitations and restrictions contained in the general obligation bond indentures.

The interest rates are fixed rates that may increase by a predetermined amount each year. District-wide interest and other fiscal charges for the year ended June 30, 2024 total \$555,560 on the Statement of Activities. Fund financial statement interest and fiscal charges for the year ended June 30, 2024 total \$234,554. Interest expenses included in direct program expenses total \$0; all bond interest and fees are included in interest and other charges.

General obligation bonds are direct obligations and pledge the full faith and credit of the District. General obligation bonds currently outstanding are as follows:

Description	Original Issue Amount	Interest Rates	Final Maturity Date	Balance Outstanding
Governmental Activities				
G.O. Bonds				
G.O. Crossover Refunding Bonds, Series 2016A	\$ 5,160,000	2.00 - 3.00%	2/1/2028	\$ 2,145,000
G.O. Facilities Maintenance Bonds, Series 2019A	1,305,000	3.00 - 5.00%	2/1/2030	855,000
G.O. Tax Abatement Bonds, Series 2022A	715,000	2.00%	2/1/2025	250,000
G.O. Facilities Maintenance Bonds, Series 2023A	<u>12,530,000</u>	4.00 - 5.00%	2/1/2039	<u>12,530,000</u>
	<u>\$ 19,710,000</u>			<u>\$ 15,780,000</u>

INDEPENDENT SCHOOL DISTRICT NO. 881
NOTES TO THE BASIC FINANCIAL STATEMENTS
JUNE 30, 2024

NOTE 2 DETAILED NOTES ON TRANSACTION CLASSES/ACCOUNTS (Continued)

2.C. NONCURRENT LIABILITIES (Continued)

Financing Arrangements

The District occasionally enters into financing arrangements as a means for financing the acquisition of new equipment. Collateral pledged under these agreements consists of the equipment acquired by the District through the financing arrangements. Additional information, including the outstanding balance on the financing arrangements at June 30, 2024, is as follows:

Description	Original Issue Amount	Interest Rates	Final Maturity Date	Balance Outstanding
Governmental Activities				
Financing Arrangements				
US Bank Lease-Purchase Agreement	\$ 635,000	1.25 - 3.65%	8/1/2027	\$ 195,000
Solar Array Financing Arrangement	84,737	0.00%	12/31/2029	44,258
Solar Array Financing Arrangement II	<u>912,300</u>	0.00%	10/31/2040	<u>745,045</u>
	<u>\$ 1,632,037</u>			<u>\$ 984,303</u>

At June 30, 2024, the assets acquired with the financing arrangements above have a cumulative original cost of \$1,788,710 and accumulated depreciation of \$427,621, for a net carrying value of \$1,361,089.

Lease Liabilities

The District currently has a lease agreement with Marco for the rent of the District's copiers. In addition, the District also leases its fitness center. Because of the nature of the terms of these leases, they are considered right of use assets, with corresponding lease liabilities. Terms of these leases are detailed below. As of June 30, 2024, lease liabilities of the District's governmental activities consist of the following:

Description	Original Issue Amount	Interest Rates	Final Maturity Date	Balance Outstanding
Governmental Activities				
Lease Liabilities				
Copiers Lease	\$ 49,898	4.00%	2/28/2027	\$ 27,848
Fitness Center Lease	<u>137,258</u>	8.50%	4/30/2027	<u>127,812</u>
	<u>\$ 187,156</u>			<u>\$ 155,660</u>

INDEPENDENT SCHOOL DISTRICT NO. 881
NOTES TO THE BASIC FINANCIAL STATEMENTS
JUNE 30, 2024

NOTE 2 DETAILED NOTES ON TRANSACTION CLASSES/ACCOUNTS (Continued)

2.C. NONCURRENT LIABILITIES (Continued)

Debt Service Requirements

At June 30, 2024, estimated annual debt service requirements to maturity for the general obligation bonds are as follows:

Years Ending June 30,	Governmental Activities		
	G.O. Bonds		Total
	Principal	Interest	
2025	\$ 1,005,000	\$ 883,452	\$ 1,888,452
2026	1,305,000	660,350	1,965,350
2027	1,275,000	605,600	1,880,600
2028	1,370,000	555,450	1,925,450
2029	910,000	500,950	1,410,950
2030-2034	4,455,000	1,864,400	6,319,400
2035-2039	<u>5,460,000</u>	<u>705,050</u>	<u>6,165,050</u>
Total	<u>\$ 15,780,000</u>	<u>\$ 5,775,252</u>	<u>\$ 21,555,252</u>

At June 30, 2024, estimated annual debt service requirements to maturity for the financing arrangements are as follows:

Years Ending June 30,	Governmental Activities		
	Financing Arrangements		Total
	Principal	Interest	
2025	\$ 97,899	\$ 6,206	\$ 104,105
2026	103,225	4,563	107,788
2027	103,565	2,738	106,303
2028	103,921	912	104,833
2029	54,292	-	54,292
2030-2034	232,506	-	232,506
2035-2039	228,075	-	228,075
2040-2041	<u>60,820</u>	<u>-</u>	<u>60,820</u>
Total	<u>\$ 984,303</u>	<u>\$ 14,419</u>	<u>\$ 998,722</u>

At June 30, 2024, estimated annual debt service requirements to maturity for the lease liabilities are as follows:

Years Ending June 30,	Governmental Activities		
	Lease Liabilities		Total
	Principal	Interest	
2025	\$ 50,696	\$ 9,873	\$ 60,569
2026	57,791	5,733	63,524
2027	<u>47,173</u>	<u>1,222</u>	<u>48,395</u>
Total	<u>\$ 155,660</u>	<u>\$ 16,828</u>	<u>\$ 172,488</u>

INDEPENDENT SCHOOL DISTRICT NO. 881
NOTES TO THE BASIC FINANCIAL STATEMENTS
JUNE 30, 2024

NOTE 2 DETAILED NOTES ON TRANSACTION CLASSES/ACCOUNTS (Continued)

2.C. NONCURRENT LIABILITIES (Continued)

Changes in Noncurrent Liabilities

Noncurrent liability activity (excluding the net OPEB liability and net pension liability) for the year ended June 30, 2024 is as follows:

	Beginning Balance	Additions	Reductions	Ending Balance	Due Within One Year
Governmental Activities:					
General Obligation Bonds	\$ 4,285,000	\$ 12,530,000	\$ (1,035,000)	\$ 15,780,000	\$ 1,005,000
Unamortized Premium	228,059	882,926	(106,031)	1,004,954	-
Financing Arrangements	1,081,890	-	(97,587)	984,303	97,899
Lease Liabilities	71,503	137,258	(53,101)	155,660	50,696
Compensated Absences	8,944	-	(1,247)	7,697	-
Governmental Activities Noncurrent Liabilities	<u>\$ 5,675,396</u>	<u>\$ 13,550,184</u>	<u>\$ (1,292,966)</u>	<u>\$ 17,932,614</u>	<u>\$ 1,153,595</u>

Bonds payable are typically funded through the Debt Service Fund, while financing arrangements and lease liabilities are typically funded through the General Fund. Compensated absences are typically funded through the funds to which the respective employees' wages are allocated.

INDEPENDENT SCHOOL DISTRICT NO. 881
NOTES TO THE BASIC FINANCIAL STATEMENTS
JUNE 30, 2024

NOTE 2 DETAILED NOTES ON TRANSACTION CLASSES/ACCOUNTS (Continued)

2.D. FUND BALANCE CLASSIFICATIONS

At June 30, 2024, governmental fund equity includes the following:

	Nonspendable	Restricted	Assigned	Unassigned
General Fund				
Nonspendable - Prepays	\$ 130,046	\$ -	\$ -	\$ -
Restricted for Student Activities	-	36,503	-	-
Restricted for Literacy Incentive Aid	-	25,460	-	-
Restricted for Operating Capital	-	856,165	-	-
Restricted for Area Learning Center	-	52,184	-	-
Restricted for Gifted and Talented	-	30,232	-	-
Restricted for Basic Skills Programs	-	3,353	-	-
Restricted for Long-Term Facility Maintenance	-	59,693	-	-
Restricted for Lease	-	49,324	-	-
Assigned for Local Collaborative Time Study	-	-	38,340	-
Assigned for Fundraising	-	-	194,315	-
Assigned for Drivers Education	-	-	35,861	-
Assigned for Q-Comp	-	-	121,576	-
Unassigned	-	-	-	2,792,227
	<u>-</u>	<u>-</u>	<u>-</u>	<u>2,792,227</u>
Total General Fund Balance	<u>\$ 130,046</u>	<u>\$ 1,112,914</u>	<u>\$ 390,092</u>	<u>\$ 2,792,227</u>
Debt Service Fund				
Restricted for Debt Service	<u>\$ -</u>	<u>\$ 357,233</u>	<u>\$ -</u>	<u>\$ -</u>
Building Construction Fund				
Restricted for Long-Term Facility Maintenance	\$ -	\$ 7,556,217	\$ -	\$ -
Restricted for Building Construction	-	453,271	-	-
	<u>\$ -</u>	<u>\$ 8,009,488</u>	<u>\$ -</u>	<u>\$ -</u>
Nonmajor Governmental Funds				
Nonspendable - Prepays	\$ 4,380	\$ -	\$ -	\$ -
Restricted for Food Service	-	408,017	-	-
Restricted for Community Education	-	128,133	-	-
Restricted for Early Childhood and Family Education	-	137,406	-	-
Restricted for School Readiness	-	118,019	-	-
Restricted for Adult Basic Education	-	6	-	-
Restricted for Community Service	-	37,327	-	-
	<u>-</u>	<u>37,327</u>	<u>-</u>	<u>-</u>
Total Nonmajor Governmental Funds Balance	<u>\$ 4,380</u>	<u>\$ 828,908</u>	<u>\$ -</u>	<u>\$ -</u>

Restricted for Student Activities - This amount represents resources available for extracurricular student activities, from funds raised by students.

Restricted for Literacy Incentive Aid - This amount represents funds to be used to support implementation of evidence-based reading instruction.

Restricted for Operating Capital - This amount represents funds to be used for the purchase, lease and maintenance of school facilities and equipment.

INDEPENDENT SCHOOL DISTRICT NO. 881
NOTES TO THE BASIC FINANCIAL STATEMENTS
JUNE 30, 2024

NOTE 2 DETAILED NOTES ON TRANSACTION CLASSES/ACCOUNTS (Continued)

2.D. FUND BALANCE CLASSIFICATIONS (Continued)

Restricted for Area Learning Center - This amount represents available resources restricted for students attending area learning centers.

Restricted for Gifted and Talented - This amount represents the unspent portion of general education aid revenue at year end restricted for programs for the gifted and talented.

Restricted for Basic Skills Programs - This amount represents resources available for basic skills uses.

Restricted for Long-Term Facility Maintenance - This amount represents available resources for long-term facility maintenance stipulated by the District's long-term facility maintenance plan.

Restricted for Lease - This amount represents the balance of cash with fiscal agent to be used for lease payments.

Restricted for Debt Service - This amount represents restricted resources for debt service stipulated by constitution, external resource providers, or through enabling legislation.

Restricted for Building Construction - This amount represents resources to be used for building construction projects and updates to the District's facilities.

Restricted for Food Service - This amount represents restricted resources for food service stipulated by constitution, external resource providers, or through enabling legislation.

Restricted for Community Education - This amount represents available resources for community education programs. Revenues are derived from tax levies and state aids and expenditures are for salaries, benefits and supplies. Any deficits can be eliminated by future tax levies and state aids.

Restricted for Early Childhood and Family Education (ECFE) - This amount represents available resources for ECFE classes. Revenues are derived from local tax levies and state aids and expenditures are for salaries, benefits and supplies. Any deficits can be eliminated by future tax levies, state aids and program revenues.

Restricted for School Readiness - This amount represents the resources available to provide for services for school readiness programs, which includes aids, fees, grants and all other revenues received by the District for the program. Deficits can be eliminated through future state aids and program revenues.

Restricted for Adult Basic Education - This amount represents the balance of carryover monies for all activity involving Adult Basic Education, which includes state aid, grants, and local funding received by the District for the program.

Restricted for Community Service - This amount represents restricted resources for community service stipulated by constitution, external resource providers, or through enabling legislation.

Assigned for Local Collaborative Time Study - This amount represents fund balance assigned for a future local collaborative time study.

Assigned for Fundraising - This amount represents fund balance assigned for fundraising.

Assigned for Drivers Education - This amount represents fund balance assigned for driver's education.

Assigned for Q Comp - This amount represents fund balance assigned for future Q Comp payments.

INDEPENDENT SCHOOL DISTRICT NO. 881
NOTES TO THE BASIC FINANCIAL STATEMENTS
JUNE 30, 2024

NOTE 3 POSTEMPLOYMENT BENEFITS OTHER THAN PENSIONS

Plan Description

The District administers a single-employer retiree benefit plan (the Plan) through which the District provides postretirement benefits to eligible retirees and their families. An irrevocable trust, established and operated under the provisions of *Minnesota Statute 471.6175*, is used to finance benefit obligations incurred by the plan. The assets of such trust are managed in accordance with *Minnesota Statute 118A*. The Plan does not issue a publicly available financial report.

Benefits Provided

The District offers continuing group health insurance coverage after retirement for qualifying District employees. Teachers and certain other District personnel who retire from active teaching may continue their single or family coverage, at their expense, through the District plan if they retire after reaching the age of 55 or greater with 12-15 years of uninterrupted service in the District. This option is allowed as long as the District continues to sponsor a group health plan. Benefit and eligibility provisions are established through negotiations between the District and the union representing the District's teachers and are renegotiated each two-year bargaining period. As of the most recent measurement date, there are 118 active participants, including 111 active employees and 7 retired participants.

The District is legally required to include any retirees for whom it provides health insurance coverage in the same insurance pool as its active employees until the retiree reaches Medicare eligibility, regardless of whether the premiums are paid by the District or the retiree. Consequently, participating retirees are considered to receive a secondary benefit known as an "implicit rate subsidy." This benefit arises from the assumption that the retiree is receiving a more favorable premium rate than they would otherwise be able to obtain if purchasing insurance on their own, due to being included in the same pool with the District's younger and statistically healthier active employees.

Contributions

The District did not have any contractually required or actuarially determined contributions to the Plan as of June 30, 2024. The District has established an irrevocable trust to fund all future benefits paid under the Plan, and it is assumed that the District will make no further contributions to the trust. Accordingly, the District did not make any direct contributions to the Plan during the year ended June 30, 2024. However, implicit contributions of \$55,687 were calculated and have been disclosed as an addition to the Plan Fiduciary Net Position on the following page. Employees are not required to contribute to the OPEB plan.

Net OPEB Liabilities, OPEB Expense, and Deferred Outflows/Inflows of Resources

At June 30, 2024, the District reported a net OPEB liability of \$733,172 for the District's plan. The net OPEB liability was measured as of June 30, 2024, as determined by an actuarial valuation as of July 1, 2022.

For the year ended June 30, 2024, the District recognized OPEB expense of negative \$32,591. At June 30, 2024, the District reported deferred outflows of resources and deferred inflows of resources related to OPEB from the following sources:

	Deferred Outflows of Resources	Deferred Inflows of Resources
Differences between expected and actual economic experience	\$ 10,869	\$ 93,804
Changes in actuarial assumptions	\$5,299	60,466
Differences between projected and actual investment earnings	46,531	-
Total Deferred Outflows/Inflows	<u>\$ 62,699</u>	<u>\$ 154,270</u>

INDEPENDENT SCHOOL DISTRICT NO. 881
NOTES TO THE BASIC FINANCIAL STATEMENTS
JUNE 30, 2024

NOTE 3 POSTEMPLOYMENT BENEFITS OTHER THAN PENSIONS (Continued)

Deferred outflows and inflows of resources related to the Plan will be recognized in the District's OPEB expense as follows:

Year Ended June 30,	Pension Expense
2025	\$ (37,310)
2026	\$ (46,613)
2027	\$ (6,883)
2028	\$ 440
2029	\$ (1,205)

Changes in the Net OPEB Liability

The following table summarizes changes in the net OPEB liability for the year ended June 30, 2024:

Changes in Total OPEB Liability (TOL)

Balance at July 1st	\$ 1,454,059
Service Cost	80,497
Interest Cost	60,540
Changes in Assumptions	(7,227)
Benefit Payments	<u>(117,139)</u>
Balance at June 30th	<u><u>\$ 1,470,730</u></u>

Plan Fiduciary Net Position (FNP)

Balance at July 1st	\$ 759,492
Employer Contributions	55,957
Projected Investment Return	37,975
Difference between Expected and Actual Experience	<u>1,273</u>
Total Additions	95,205
Benefit Payments	<u>(117,139)</u>
Balance at June 30th	<u><u>\$ 737,558</u></u>

Net OPEB Liability (Asset) - June 30th	<u><u>\$ 733,172</u></u>
--	--------------------------

Fiduciary Net Position as a percentage of the total OPEB Liability	50.15%
--	--------

Covered Payroll	<u><u>\$ 6,174,158</u></u>
-----------------	----------------------------

Net OPEB Liability / Covered Payroll	11.87%
--------------------------------------	--------

INDEPENDENT SCHOOL DISTRICT NO. 881
NOTES TO THE BASIC FINANCIAL STATEMENTS
JUNE 30, 2024

NOTE 3 POSTEMPLOYMENT BENEFITS OTHER THAN PENSIONS (Continued)

Actuarial Methods and Assumptions

The following is a summary of pertinent actuarial assumptions and methods utilized, applied to all periods included in the measurement, unless otherwise specified:

Key Methods and Assumptions Used in Valuation of Total Pension Liability	
<u>Actuarial Information:</u>	
Valuation Date	July 1, 2022
Measurement Date	June 30, 2024
Actuarial Cost Method	Entry Age, level percentage of pay.
<u>Actuarial Assumptions:</u>	
Discount Rate	4.20%
Salaries Increases	Service graded table
Inflation Rate	2.50%
Bond Yield	4.10%
Investment Rate of Return	5.00% (net of investment expenses)
Medical Trend Rate	6.25% in 2023 grading to 5.00% over 5 years and then to 4.00% over the next 48 years

Mortality rates were based on the Pub-2010 Public Retirement Plans Headcount-Weighted Mortality Tables with MP-2021 Generational Improvement Scale.

The long-term expected rate of return of the Plan's investments was determined using a building-block method in which best estimates of expected future real rates of return (expected returns, net of OPEB plan investment expense and inflation) are developed for each major asset class. These asset class estimates are combined to produce the portfolio long-term expected rate of return by weighting the expected future real rates of return by the current asset allocation percentage (or target allocation, if available) and by adding expected inflation. The target allocation and best estimates of geometric real rates of return for each major asset class are summarized in the following table:

Asset Class	Target Allocation	Long-Term Expected Real Rate of Return
Fixed Income	95%	5.00%
Cash	5%	4.00%
	<u>100%</u>	

Significant changes in assumptions, benefit terms, and other inputs since the prior measurement date include:

- The discount rate was changed from 4.10 percent to 4.20 percent.

Net OPEB Liability Sensitivity

The following presents the net OPEB liability, calculated using the discount rate disclosed in the preceding section, as well as what the District's net OPEB liability would be if it were calculated using a discount rate one percentage point lower or one percentage point higher than the current discount rate:

Sensitivity of Net OPEB Liability at Current Single Discount Rate		
	Rates	Amounts
1% Increase in Discount Rate	5.20%	\$649,046
Current Discount Rate	4.20%	\$733,172
1% Decrease in Discount Rate	3.20%	\$819,773

INDEPENDENT SCHOOL DISTRICT NO. 881
NOTES TO THE BASIC FINANCIAL STATEMENTS
JUNE 30, 2024

NOTE 3 POSTEMPLOYMENT BENEFITS OTHER THAN PENSIONS (Continued)

The following presents the net OPEB liability, calculated using the healthcare cost trend rates disclosed in the preceding section, as well as what the District's net OPEB liability would be if it were calculated using healthcare cost trend rates that are one percentage point lower or one percentage point higher than the current healthcare cost trend rates:

Sensitivity of Net OPEB Liability at Current Healthcare Trend Rates	
	Amounts
1% Increase in Medical Trend Rates	\$896,961
Current Medical Trend Rates	\$733,172
1% Decrease in Medical Trend Rates	\$593,555

Concentrations

At June 30, 2024, the District's OPEB plan held the following investments, which represented more than 5 percent of the Plan's Fiduciary Net Position:

Type of Investments	Fair Value
Pooled Money Market Account	\$ 261,451
U.S. Treasury Securities	535,761
Totals	<u>\$ 797,212</u>

Rate of Return

For the year ended June 30, 2024, the annual money-weighted rate of return on plan investments, net of investment expense, approximated 5.20 percent (net of investment expense). The money-weighted rate of return expresses investment performance, net of investment expense, adjusted for the changing amounts actually invested.

NOTE 4 DEFINED BENEFIT PENSION PLANS – STATEWIDE

4.A. PUBLIC EMPLOYEES RETIREMENT ASSOCIATION

Plan Description

The District participates in the following cost-sharing multiple-employer defined benefit pension plan administered by the Public Employees Retirement Association of Minnesota (PERA). PERA's defined benefit pension plans are established and administered in accordance with *Minnesota Statutes*, Chapters 353 and 356. PERA's defined benefit pension plans are tax qualified plans under Section 401(a) of the Internal Revenue Code.

General Employees Retirement Plan

The General Employees Retirement Plan covers certain full-time and part-time employees of the District. General Employees Plan members belong to the Coordinated Plan. Coordinated Plan members are covered by Social Security.

Benefits Provided

PERA provides retirement, disability, and death benefits. Benefit provisions are established by State Statute and can only be modified by the State Legislature. Vested, terminated employees who are entitled to benefits, but are not receiving them yet, are bound by the provisions in effect at the time they last terminated their public service.

INDEPENDENT SCHOOL DISTRICT NO. 881
NOTES TO THE BASIC FINANCIAL STATEMENTS
JUNE 30, 2024

NOTE 4 DEFINED BENEFIT PENSION PLANS – STATEWIDE (Continued)

4.A. PUBLIC EMPLOYEES RETIREMENT ASSOCIATION (Continued)

General Employees Plan Benefits

General Employees Plan benefits are based on a member's highest average salary for any five successive years of allowable service, age, and years of credit at termination of service. Two methods are used to compute benefits for PERA's Coordinated Plan members. Members hired prior to July 1, 1989 receive the higher of Method 1 or Method 2 formulas. Only Method 2 is used for members hired after June 30, 1989. Under Method 1, the accrual rate for Coordinated members is 1.20 percent for each of the first 10 years of service and 1.70 percent for each additional year. Under Method 2, the accrual rate for Coordinated members is 1.70 percent for all years of service. For members hired prior to July 1, 1989, a full annuity is available when age plus years of service equal 90 and normal retirement age is 65. For members hired on or after July 1, 1989, normal retirement age is the age for unreduced Social Security benefits capped at 66.

Benefit increases are provided to benefit recipients each January. The postretirement increase is equal to 50 percent of the cost-of-living adjustment (COLA) announced by the SSA, with a minimum increase of at least 1 percent and a maximum of 1.50 percent. Recipients that have been receiving the annuity or benefit for at least a full year as of the June 30 before the effective date of the increase will receive the full increase. Recipients receiving the annuity or benefit for at least one month but less than a full year as of the June 30 before the effective date of the increase will receive a reduced prorated increase. In 2023, legislation repealed the statute delaying increases for members retiring before full retirement age.

Contributions

Minnesota Statutes Chapter 353 sets the rates for employer and employee contributions. Contribution rates can only be modified by the State Legislature.

General Employees Fund Contributions

Coordinated Plan members were required to contribute 6.50 percent of their annual covered salary in fiscal year 2024 and the District was required to contribute 7.50 percent for the Coordinated Plan members. The District's contributions to the General Employees Fund for the year ended June 30, 2024 were \$134,930. The District's contributions were equal to the required contributions as set by State Statute.

Pension Costs

General Employees Fund Pension Costs

At June 30, 2024, the District reported a liability of \$1,241,399 for its proportionate share of the General Employees Fund's net pension liability. The District's net pension liability reflected a reduction due to the State of Minnesota's contribution of \$16 million. The State of Minnesota is considered a non-employer contributing entity and the State's contribution meets the definition of a special funding situation. The State of Minnesota's proportionate share of the net pension liability associated with the District totaled \$34,203.

The net pension liability was measured as of June 30, 2023, and the total pension liability used to calculate the net pension liability was determined by an actuarial valuation as of that date. The District's proportionate share of the net pension liability was based on the District's contributions received by PERA during the measurement period for employer payroll paid dates from July 1, 2022 through June 30, 2023, relative to the total employer contributions received from all of PERA's participating employers. The District's proportionate share was 0.0222 percent at the end of the measurement period and 0.0230 percent for the beginning of the period.

District's proportionate share of the net pension liability:	\$1,241,399
--	-------------

State of Minnesota's proportionate share of the net pension liability associated with the District	<u>34,203</u>
--	---------------

Total	<u>\$1,275,602</u>
-------	--------------------

INDEPENDENT SCHOOL DISTRICT NO. 881
NOTES TO THE BASIC FINANCIAL STATEMENTS
JUNE 30, 2024

NOTE 4 DEFINED BENEFIT PENSION PLANS – STATEWIDE (Continued)

4.A. PUBLIC EMPLOYEES RETIREMENT ASSOCIATION (Continued)

For the year ended June 30, 2024, the District recognized pension expense of \$16,856 for its proportionate share of the General Employees Plan's pension expense. In addition, the District recognized \$154 as grant revenue for its proportionate share of the State of Minnesota's pension expense for the annual \$16 million contribution.

At June 30, 2024, the District reported its proportionate share of the General Employees Plan's deferred outflows of resources and deferred inflows of resources related to pensions from the following sources:

	Deferred Outflows of Resources	Deferred Inflows of Resources
Differences between expected and actual economic experience	\$ 41,121	\$ 9,091
Changes in actuarial assumptions	213,422	340,257
Differences between projected and actual investment earnings	-	55,017
Changes in proportion	-	64,828
Contributions paid to PERA subsequent to the measurement date	134,930	-
Total	<u>\$ 389,473</u>	<u>\$ 469,193</u>

The \$134,930 reported as deferred outflows of resources related to pensions resulting from District contributions subsequent to the measurement date will be recognized as a reduction of the net pension liability in the year ended June 30, 2025.

Other amounts reported as deferred outflows and deferred inflows of resources related to pensions will be recognized in pension expense as follows:

Year Ended June 30,	Pension Expense
2025	\$ 9,779
2026	\$ (216,372)
2027	\$ 18,874
2028	\$ (26,931)

Total Pension Expense

The total pension expense for all PERA plans recognized by the District for the year ended June 30, 2024 was \$38,549.

Long-Term Expected Return on Investment

The State Board of Investment, which manages the investments of PERA, prepares an analysis of the reasonableness on a regular basis of the long-term expected rate of return using a building-block method in which best-estimate ranges of expected future rates of return are developed for each major asset class. These ranges are combined to produce an expected long-term rate of return by weighting the expected future rates of return by the target asset allocation percentages. The target allocation and best estimates of geometric real rates of return for each major asset class are summarized in the following table:

Asset Class	Target Allocation	Long-Term Expected Real Rate of Return
Domestic Equity	33.5%	5.10%
International Equity	16.5%	5.30%
Fixed Income	25.0%	0.75%
Private Markets	<u>25.0%</u>	5.90%
Total	<u>100%</u>	

INDEPENDENT SCHOOL DISTRICT NO. 881
NOTES TO THE BASIC FINANCIAL STATEMENTS
JUNE 30, 2024

NOTE 4 DEFINED BENEFIT PENSION PLANS – STATEWIDE (Continued)

4.A. PUBLIC EMPLOYEES RETIREMENT ASSOCIATION (Continued)

Actuarial Methods and Assumptions

The total pension liability in the June 30, 2023, actuarial valuation was determined using an individual entry-age normal actuarial cost method. The long-term rate of return on pension plan investments used in the determination of the total liability is 7.00 percent. This assumption is based on a review of inflation and investments return assumptions from a number of national investment consulting firms. The review provided a range of return investment return rates deemed to be reasonable by the actuary. An investment return of 7.00 percent was deemed to be within that range of reasonableness for financial reporting purposes.

Inflation is assumed to be 2.25 percent for the General Employees Plan. Benefit increases after retirement are assumed to be 1.25 percent for the General Employees Plan.

Salary growth assumptions in the General Employees Plan range in annual increments from 10.25 percent after one year of service to 3.00 percent after 27 years of service.

Mortality rates for the General Employees Plan are based on the Pub-2010 General Employee Mortality Table. The tables are adjusted slightly to fit PERA's experience.

Actuarial assumptions for the General Employees Plan are reviewed every four years. The most recent four-year experience study for the General Employees Plan was completed in 2022. The assumption changes were adopted by the Board and became effective with the July 1, 2023 actuarial valuation.

The following changes in actuarial assumptions and plan provisions occurred in 2023:

General Employees Fund

Changes in Actuarial Assumptions:

- The investment return assumption and single discount rate were changed from 6.50 percent to 7.00 percent.

Changes in Plan Provisions:

- An additional one-time direct State aid contribution of \$170.1 million will be contributed to the Plan on October 1, 2023.
- The vesting period of those hired after June 30, 2010 was changed from five years of allowable service to three years of allowable service.
- The benefit increase delay for early retirements on or after January 1, 2024 was eliminated.
- A one-time, non-compounding benefit increase of 2.50 percent minus the actual 2024 adjustment will be payable in a lump sum for calendar year 2024 by March 31, 2024.

Discount Rate

The discount rate used to measure the total pension liability in 2023 was 7.00 percent. The projection of cash flows used to determine the discount rate assumed that contributions from plan members and employers will be made at rates set in Minnesota Statutes. Based on these assumptions, the fiduciary net position of the General Employees Fund was projected to be available to make all projected future benefit payments of current plan members. Therefore, the long-term expected rate of return on pension plan investments was applied to all periods of projected benefit payments to determine the total pension liability.

INDEPENDENT SCHOOL DISTRICT NO. 881
NOTES TO THE BASIC FINANCIAL STATEMENTS
JUNE 30, 2024

NOTE 4 DEFINED BENEFIT PENSION PLANS – STATEWIDE (Continued)

4.A. PUBLIC EMPLOYEES RETIREMENT ASSOCIATION (Continued)

Pension Liability Sensitivity

The following table presents the District's proportionate share of the net pension liability for all plans it participates in, calculated using the discount rate disclosed in the preceding paragraph, as well as what the District's proportionate share of the net pension liability would be if it were calculated using a discount rate one percentage point lower or one percentage point higher than the current discount rate:

Sensitivity Analysis		
Net Pension Liability (Asset) at Different Discount Rates		
	Rates	Amounts
1% Lower	6.00%	\$2,196,135
Current Discount Rate	7.00%	\$1,241,399
1% Higher	8.00%	\$456,093

Pension Plan Fiduciary Net Position

Detailed information about each pension plan's fiduciary net position is available in a separately-issued PERA financial report that includes financial statements and required supplementary information. That report may be obtained on the Internet at www.mnpera.org.

4.B. TEACHERS RETIREMENT ASSOCIATION

Plan Description

The Teachers Retirement Association (TRA) is an administrator of a multiple employer, cost-sharing, defined benefit retirement fund. TRA administers a Basic Plan (without Social Security coverage) and a Coordinated Plan (with Social Security coverage) in accordance with *Minnesota Statutes*, Chapters 354 and 356. TRA is a separate statutory entity and administered by a Board of Trustees. The Board consists of four active members, one retired member and three statutory officials.

Educators employed in Minnesota's public elementary and secondary schools, charter schools, and certain other TRA-covered educational institutions maintained by the State are required to be TRA members (except those employed by St. Paul schools or Minnesota State colleges and universities). Educators first hired by Minnesota State may elect either TRA coverage or coverage through the Defined Contribution Plan (DCR) administered by the State of Minnesota.

Benefits Provided

TRA provides retirement benefits as well as disability benefits to members, and benefits to survivors upon death of eligible members. Benefits are established by Minnesota Statute and vest after three years of service credit. The defined retirement benefits are based on a member's highest average salary for any five consecutive years of allowable service, age, and a formula multiplier based on years of credit at termination of service.

INDEPENDENT SCHOOL DISTRICT NO. 881
NOTES TO THE BASIC FINANCIAL STATEMENTS
JUNE 30, 2024

NOTE 4 DEFINED BENEFIT PENSION PLANS – STATEWIDE (Continued)

4.B. TEACHERS RETIREMENT ASSOCIATION (Continued)

Two methods are used to compute benefits for TRA's Coordinated and Basic Plan members. Members first employed before July 1, 1989 receive the greater of the Tier I or Tier II benefits as described.

Tier I Benefits

<u>Tier I</u>	<u>Step Rate Formula</u>	<u>Percentage</u>
Basic	First ten years of service All years after	2.2 percent per year 2.7 percent per year
Coordinated	First ten years if service years are up to July 1, 2006 First ten years if service years are July 1, 2006 or after All other years of service if service years are up to July 1, 2006 All other years of service if service years are July 1, 2006 or after	1.2 percent per year 1.4 percent per year 1.7 percent per year 1.9 percent per year

With these provisions:

(a) Normal retirement age is 65 with less than 30 years of allowable service and age 62 with 30 or more years of allowable service.

(b) 3 percent per year early retirement reduction factor for all years under normal retirement age.

(c) Unreduced benefits for early retirement under a Rule-of-90 (age plus allowable service equals 90 or more).

Or

Tier II Benefits

For years of service prior to July 1, 2006, a level formula of 1.70 percent per year for coordinated members and 2.70 percent per year for basic members is applied. For years of service July 1, 2006 and after, a level formula of 1.90 percent per year for coordinated members and 2.70 percent per year for Basic members applies. Beginning July 1, 2015, the early retirement reduction factors are based on rates established under Minnesota Statute. Smaller reductions, more favorable to the member, will be applied to individuals who reach age 62 and have 30 years or more of service credit.

Members first employed after June 30, 1989 receive only the Tier II benefit calculation with a normal retirement age that is their retirement age for full Social Security retirement benefits, but not to exceed age 66.

Six different types of annuities are available to members upon retirement. The No Refund Life Plan is a lifetime annuity that ceases upon the death of the retiree – no survivor annuity is payable. A retiring member may also choose to provide survivor benefits to a designated beneficiary(ies) by selecting one of the five plans that have survivorship features. Vested members may also leave their contributions in the TRA Fund upon termination of service in order to qualify for a deferred annuity at retirement age. Any member terminating service is eligible for a refund of their employee contributions plus interest.

The benefit provisions stated apply to active plan participants. Vested, terminated employees who are entitled to benefits but not yet receiving them are bound by the plan provisions in effect at the time they last terminated their public service.

Contribution Rate

Per *Minnesota Statutes*, Chapter 354 sets the contribution rates for employees and employers. Rates for each fiscal year ended June 30, 2022, June 30, 2023, and June 30, 2024 were:

	<u>June 30, 2022</u>		<u>June 30, 2023</u>		<u>June 30, 2024</u>	
	<u>Employee</u>	<u>Employer</u>	<u>Employee</u>	<u>Employer</u>	<u>Employee</u>	<u>Employer</u>
Basic	11.00%	12.34%	11.00%	12.55%	11.25%	12.75%
Coordinated	7.50%	8.34%	7.50%	8.55%	7.75%	8.75%

INDEPENDENT SCHOOL DISTRICT NO. 881
NOTES TO THE BASIC FINANCIAL STATEMENTS
JUNE 30, 2024

NOTE 4 DEFINED BENEFIT PENSION PLANS – STATEWIDE (Continued)

4.B. TEACHERS RETIREMENT ASSOCIATION (Continued)

The following is a reconciliation of employer contributions in TRA's fiscal year 2023 ACFR "Statement of Changes in Fiduciary Net Position" to the employer contributions used in Schedule of Employer and Non-Employer Pension Allocations.

	<i>in thousands</i>
Employer contributions reported in TRA's ACFR, Statement of Changes in Fiduciary Net Position	\$508,764
Employer contributions not related to future contribution efforts	(87)
TRA's contributions not included in allocation	<u>(643)</u>
Total employer contributions	\$508,034
Total non-employer contributions	<u>35,587</u>
Total contributions reported in <i>Schedule of Employer and Non-Employer Allocations</i>	<u>\$543,621</u>

Amounts reported in the allocation schedules may not precisely agree with financial statement amounts or actuarial valuations due to the number of decimal places used in the allocations. TRA has rounded percentage amounts to the nearest ten thousandths.

INDEPENDENT SCHOOL DISTRICT NO. 881
NOTES TO THE BASIC FINANCIAL STATEMENTS
JUNE 30, 2024

NOTE 4 DEFINED BENEFIT PENSION PLANS – STATEWIDE (Continued)

4.B. TEACHERS RETIREMENT ASSOCIATION (Continued)

Actuarial Assumptions

The total pension liability in the June 30, 2023 actuarial valuation was determined using the following actuarial assumptions, applied to all periods included in the measurement:

<u>Key Methods and Assumptions Used in Valuation of Total Pension Liability</u>	
<u>Actuarial Information:</u>	
Valuation date	July 1, 2023
Measurement Date	June 30, 2023
Experience study	June 28, 2019 (demographic and economic assumptions)*
Actuarial cost method	Entry Age Normal
<u>Actuarial Assumptions:</u>	
Investment rate of return	7.00%
Price inflation	2.50%
Wage growth rate	2.85% before July 1, 2028 and 3.25% after June 30, 2028
Projected salary increase	2.85% to 8.85% before July 1, 2028 and 3.25% to 9.25% after June 30, 2028
Cost of living adjustment	1.00% for January 2020 through January 2023, then increasing by 0.10% each year up to 1.50% annually.
<u>Mortality Assumptions:</u>	
Pre-retirement:	RP-2014 white collar employee table, male rates set back five years and female rates set back seven years. Generational projection uses the MP-2015 scale.
Post-retirement:	RP-2014 white collar annuitant table, male rates set back three years and female rates set back three years, with further adjustments of the rates. Generational projection uses the MP-2015 scale.
Post-disability:	RP-2014 disabled retiree mortality table, without adjustment.

**The assumptions prescribed above are based on an experience study dated June 28, 2019. For GASB 67 purposes, the long-term rate of return assumptions is selected by TRA management in consultation with actuary.*

The long-term expected rate of return on pension plan investments was determined using a building-block method in which best-estimate ranges of expected future real rates of return (expected returns, net of pension plan investment expense and inflation) are developed for each major asset class. These ranges are combined to produce the long-term expected rate of return by weighting the expected future real rates of return by the target asset allocation percentage and by adding expected inflation.

The target allocation and best estimates of geometric real rates of return for each major asset class are summarized in the following table:

<u>Asset Class</u>	<u>Target Allocation</u>	<u>Long-Term Expected Real Rate of Return (Geometric Mean)</u>
Domestic Equity	33.50%	5.10%
International Equity	16.50%	5.30%
Private Markets	25.00%	5.90%
Fixed Income	<u>25.00%</u>	0.75%
Total	<u>100%</u>	

The TRA actuary has determined the average of the expected remaining service lives of all members for fiscal year 2023 is six years. The *Difference between Expected and Actual Experience, Changes of Assumptions, and Changes in Proportion* use the amortization period of six years in the schedule presented. The amortization period for *Net Difference between Projected and Actual Investment Earnings on Pension Plan Investments* is five years as required by GASB 68.

INDEPENDENT SCHOOL DISTRICT NO. 881
NOTES TO THE BASIC FINANCIAL STATEMENTS
JUNE 30, 2024

NOTE 4 DEFINED BENEFIT PENSION PLANS – STATEWIDE (Continued)

4.B. TEACHERS RETIREMENT ASSOCIATION (Continued)

Changes in actuarial assumptions since the 2022 valuation:

The 2023 Tax Finance and Policy Bill, effective July 1, 2025:

- The employer contribution rate will increase from 8.75 percent to 9.50 percent on July 1, 2025.
- The employee contribution rate will increase from 7.75 percent to 8.00 percent on July 1, 2025.
- The pension adjustment rate for school districts and the base budgets for Minnesota State, Perpich Center for Arts Education, and Minnesota Academies will increase to reflect the 0.75 percent employer contribution rate increase.

The 2024 Omnibus Pensions and Retirement Bill:

- The Normal Retirement Age (NRA) for active and eligible deferred Tier II members will be 65 effective July 1, 2024.
- TRA's amortization date will remain the same at 2048.

Discount Rate

The discount rate used to measure the total pension liability was 7.00 percent. There was no change to the discount rate since the prior measurement date. The projection of cash flows used to determine the discount rate assumed that employee contributions will be made at the fiscal year 2023 contribution rate, contributions from school districts will be made at contractually required rates (actuarially determined), and contributions from the State will be made at current statutorily required rates. Based on those assumptions, the pension plan's fiduciary net position was not projected to be depleted and, as a result, the Municipal Bond Index Rate was not used in the determination of the Single Equivalent Interest Rate (SEIR).

Net Pension Liability

At June 30, 2024, the District reported a liability of \$6,010,531 for its proportionate share of the net pension liability. The net pension liability was measured as of June 30, 2023, and the total pension liability used to calculate the net pension liability was determined by an actuarial valuation as of that date. The District's proportion of the net pension liability was based on the District's contributions to TRA in relation to total system contributions including direct aid from the State of Minnesota, City of Minneapolis and Minneapolis School District. The District's proportionate share was 0.0728 percent at the end of the measurement period and 0.0724 percent for the beginning of the period.

The pension liability amount reflected a reduction due to direct aid provided to TRA. The amount recognized by the District as its proportionate share of the net pension liability, the direct aid, and total portion of the net pension liability that was associated with the District were as follows:

District's proportionate share of net pension liability	\$6,040,531
State's proportionate share of the net pension liability associated with the District	\$421,032

For the year ended June 30, 2024, the District recognized pension expense of \$904,742. It also recognized \$59,285 as an increase to pension expense for the support provided by direct aid.

INDEPENDENT SCHOOL DISTRICT NO. 881
NOTES TO THE BASIC FINANCIAL STATEMENTS
JUNE 30, 2024

NOTE 4 DEFINED BENEFIT PENSION PLANS – STATEWIDE (Continued)

4.B. TEACHERS RETIREMENT ASSOCIATION (Continued)

On June 30, 2024, the District had deferred resources related to pensions from the following sources:

	Deferred Outflows of Resources	Deferred Inflows of Resources
Differences between expected and actual experience	\$ 57,183	\$ 86,704
Changes in assumptions	689,552	-
Differences between projected and actual investment earnings	-	14,744
Changes in proportion	154,736	-
Contributions made to TRA subsequent to the measurement date	409,160	-
Total Deferred Outflows/Inflows	<u>\$ 1,310,631</u>	<u>\$ 101,448</u>

Deferred outflows of resources and (deferred inflows of resources) will be recognized in pension expense as follows:

Year Ended June 30,	Pension Expense
2025	\$ 121,885
2026	\$ 24,346
2027	\$ 722,677
2028	\$ (63,224)
2029	\$ (5,661)

Pension Liability Sensitivity

The following presents the net pension liability of TRA calculated using the discount rate of 7.00 percent, as well as what the net pension liability would be if it were calculated using a discount rate that is one percentage point lower (6.00 percent) or one percentage point higher (8.00 percent) than the current rate.

Sensitivity of Net Pension Liability (NPL) to changes in the discount rate

<u>1 percent decrease (6.00%)</u>	<u>Current (7.00%)</u>	<u>1 percent increase (8.00%)</u>
\$9,586,355	\$6,010,531	\$3,083,284

The District's proportion of the net pension liability was based on the employer contributions to TRA in relation to TRA's total employer contributions including direct aid contributions from the State of Minnesota, City of Minneapolis and Minneapolis School District.

Pension Plan Fiduciary Net Position

Detailed information about the plan's fiduciary net position is available in a separately-issued TRA financial report. That report can be obtained at www.MinnesotaTRA.org, by writing to TRA at 60 Empire Drive, Suite 400, St. Paul, MN, 55103-4000; or by calling 651-296-2409 or 800-657-3669.

INDEPENDENT SCHOOL DISTRICT NO. 881
NOTES TO THE BASIC FINANCIAL STATEMENTS
JUNE 30, 2024

NOTE 5 OTHER INFORMATION

5.A. COMMITMENTS AND CONTINGENCIES

Federal and State Programs

Amounts received or receivable from Federal and State agencies are subject to agency audit and adjustment. Any disallowed claims, including amounts already collected, may constitute a liability of the applicable fund. The amount, if any, of funds which may be disallowed by the agencies cannot be determined at this time. However, management of the District expects such amounts, if any, to be immaterial.

Solar Energy Contract

During the current year, the District entered into a financing agreement for solar panels. Related to this agreement, the District has committed to pay for energy monthly through the fiscal year ended June 30, 2041. Future commitments under this agreement are as follows:

<u>Years Ending June 30,</u>	<u>Amount</u>
2025	\$ 29,718
2026	31,442
2027	33,007
2028	35,043
2029	36,919
2030-2034	214,246
2035-2039	269,867
2040-2041	<u>82,283</u>
Total	<u>\$ 732,525</u>

Construction Contracts

The District has entered into contracts for construction and engineering services related to the facility improvement project. Remaining commitments under these contracts at June 30, 2024, not including retainage accrued in these financials statements, total \$5,106,246.

Transportation Contract

The District has entered into a transportation contract for the next three school years. Total commitments under this contract are \$1,551,369.

5.B. RISK MANAGEMENT

Claims and Judgements

The District is exposed to various risks of loss related to torts; theft of, damage to, and destruction of assets; errors and omissions; injuries to employees; and natural disasters. To manage these risks, the District purchases commercial insurance. The District retains risk for the deductible portions of the insurance. The amounts of these deductibles are considered immaterial to the financial statements. There were no significant reductions in insurance from the previous year settlements in excess of insurance for any of the past two years. The District is also self-insured for state reemployment compensation insurance.

INDEPENDENT SCHOOL DISTRICT NO. 881
NOTES TO THE BASIC FINANCIAL STATEMENTS
JUNE 30, 2024

NOTE 5 OTHER INFORMATION (Continued)

5.C. OTHER EMPLOYEE BENEFITS

Defined Contribution Plan

The District provides eligible employees future retirement benefits through the District's 403(b) Plan (the Plan). The District has contracted with a private brokerage firm to establish the Plan, and plan assets are not held in a formal trust meeting the criteria defined by GASB No. 73, par 4. The District's Board of Education acts as the plan administrator, but the District is not involved with the investment decisions for plan assets. Contributions are invested in tax deferred annuities selected and owned by Plan participants. Employees of the District are eligible to participate in the Plan commencing on the date of their employment. Eligible employees may elect to have a percentage of their pay contributed to the Plan. Some employees are eligible to receive a District match of employee contributions up to the qualifying amounts set forth in their respective collective bargaining agreements. The District's contributions to the plan total \$90,275 for the year ended June 30, 2024.

5.D. NEW ACCOUNTING STANDARD

In June 2022, the Government Accounting Standards Board (GASB) issued Statement No. 101, *Compensated Absences*. GASB Statement No. 101 (GASB 101) increases the usefulness of governmental financial statements by updating the recognition and measurement guidance for compensated absences. GASB 101 will be effective for the District's fiscal year ended June 30, 2025. The effect on net position may be significant.

**REQUIRED SUPPLEMENTARY
INFORMATION**

INDEPENDENT SCHOOL DISTRICT NO. 881
BUDGETARY COMPARISON SCHEDULE – GENERAL FUND
FOR THE YEAR ENDED JUNE 30, 2024

	Budgeted Amounts		Actual Amounts	Variance with
	Original	Final	Budgetary Basis	Final Budget Over (Under)
REVENUES				
Local Property Tax Levies	\$ 1,882,896	\$ 1,896,225	\$ 1,908,513	\$ 12,288
Other Local and County Revenues	458,330	463,330	621,446	158,116
State Sources	8,770,878	9,006,953	9,289,395	282,442
Federal Sources	156,495	141,108	175,504	34,396
Sales and Other Conversions of Assets	76,887	76,887	45,781	(31,106)
TOTAL REVENUES	11,345,486	11,584,503	12,040,639	456,136
EXPENDITURES				
Current:				
Administration	671,110	724,836	720,301	(4,535)
District Support Services	423,194	418,691	359,700	(58,991)
Regular Instruction	4,876,670	5,102,250	4,856,930	(245,320)
Vocational Instruction	167,714	148,446	119,320	(29,126)
Exceptional Instruction	2,249,620	2,267,145	2,110,728	(156,417)
Instructional Support Services	459,370	531,301	503,688	(27,613)
Pupil Support Services	1,022,977	1,022,507	1,097,610	75,103
Sites and Buildings	1,096,317	1,048,526	984,153	(64,373)
Fiscal and Other Fixed Cost Programs	113,000	113,000	109,544	(3,456)
Capital Outlay	182,232	178,232	237,929	59,697
Debt Service:				
Principal	55,000	55,000	98,101	43,101
Interest and Other Charges	9,969	9,969	12,287	2,318
TOTAL EXPENDITURES	11,327,173	11,619,903	11,210,291	(409,612)
EXCESS (DEFICIENCY) OF REVENUES OVER (UNDER) EXPENDITURES	18,313	(35,400)	830,348	865,748
OTHER FINANCING SOURCES (USES)				
Sale of Equipment	-	-	105	105
Lease Proceeds	-	-	137,258	137,258
TOTAL OTHER FINANCING SOURCES (USES)	-	-	137,363	137,363
NET CHANGE IN FUND BALANCE	<u>\$ 18,313</u>	<u>\$ (35,400)</u>	967,711	<u>\$ 1,003,111</u>
FUND BALANCE - BEGINNING			3,457,568	
FUND BALANCE - ENDING			<u>\$ 4,425,279</u>	

INDEPENDENT SCHOOL DISTRICT NO. 881
SCHEDULE OF CHANGES IN DISTRICT'S NET OPEB LIABILITY
LAST TEN YEARS (Presented Prospectively)

	Measurement Period Ending June 30,							
	2024	2023	2022	2021	2020	2019	2018	2017
Changes in Total OPEB Liability (TOL)								
Balance at July 1st	\$ 1,454,059	\$ 1,360,194	\$ 1,422,460	\$ 1,608,114	\$ 1,530,258	\$ 1,697,779	\$ 1,732,160	\$ 1,650,871
Service Cost	80,497	79,401	74,401	89,005	90,628	82,364	86,084	91,819
Interest Cost	60,540	50,979	31,758	41,495	45,706	56,878	48,413	47,136
Differences between Expected and Actual Experience	-	16,304	-	(281,411)	-	(308,357)	-	-
Changes in Actuarial Assumptions	(7,227)	(4,910)	(82,349)	(29,987)	31,793	48,576	(52,535)	-
Plan Changes	-	76,788	21,136	70,340	-	67,057	-	-
Benefit Payments	(117,139)	(124,697)	(107,212)	(75,096)	(90,271)	(114,039)	(116,343)	(57,666)
Balance at June 30th	<u>\$ 1,470,730</u>	<u>\$ 1,454,059</u>	<u>\$ 1,360,194</u>	<u>\$ 1,422,460</u>	<u>\$ 1,608,114</u>	<u>\$ 1,530,258</u>	<u>\$ 1,697,779</u>	<u>\$ 1,732,160</u>
Plan Fiduciary Net Position (FNP)								
Balance at July 1st	\$ 759,492	\$ 763,947	\$ 860,873	\$ 893,865	\$ 924,399	\$ 981,860	\$ 1,048,521	\$ 1,076,046
Employer Contributions	55,957	114,053	41,866	36,204	37,731	32,286	30,798	22,971
Differences between Expected and Actual Experience	1,273	-	-	-	-	11,750	5,564	-
Projected Investment Return	<u>37,975</u>	<u>38,197</u>	<u>29,270</u>	<u>25,922</u>	<u>26,808</u>	<u>12,764</u>	<u>13,631</u>	<u>7,170</u>
Total Additions	95,205	152,250	71,136	62,126	64,539	56,800	49,993	30,141
Benefit Payments	(117,139)	(124,697)	(107,212)	(75,096)	(90,271)	(114,039)	(116,343)	(57,666)
Differences between Expected and Actual Experience	-	(32,008)	(60,850)	(20,022)	(4,552)	-	-	-
Administrative Expenses	<u>-</u>	<u>-</u>	<u>-</u>	<u>-</u>	<u>(250)</u>	<u>(222)</u>	<u>(311)</u>	<u>-</u>
Total Reductions	(117,139)	(156,705)	(168,062)	(95,118)	(95,073)	(114,261)	(116,654)	(57,666)
Balance at June 30th	<u>737,558</u>	<u>759,492</u>	<u>763,947</u>	<u>860,873</u>	<u>893,865</u>	<u>924,399</u>	<u>981,860</u>	<u>1,048,521</u>
Net OPEB Liability - June 30th	<u>\$ 733,172</u>	<u>\$ 694,567</u>	<u>\$ 596,247</u>	<u>\$ 561,587</u>	<u>\$ 714,249</u>	<u>\$ 605,859</u>	<u>\$ 715,919</u>	<u>\$ 683,639</u>
Plan Fiduciary Net Position / Total OPEB Liability	50.15%	52.23%	56.16%	60.52%	55.58%	60.41%	57.83%	60.53%
Covered Payroll	<u>\$ 6,174,158</u>	<u>\$ 5,994,328</u>	<u>\$ 5,857,375</u>	<u>\$ 5,686,772</u>	<u>\$ 5,326,276</u>	<u>\$ 5,171,142</u>	<u>\$ 5,383,268</u>	<u>\$ 5,226,474</u>
Net OPEB Liability / Covered Payroll	11.87%	11.59%	10.18%	9.88%	13.41%	11.72%	13.30%	13.08%

Note: The schedule is provided prospectively beginning with the District's fiscal year ended June 30, 2017 and is intended to show a ten year trend. Additional years will be reported as they become available.

INDEPENDENT SCHOOL DISTRICT NO. 881
SCHEDULE OF MONEY-WEIGHTED RATE OF RETURN ON OPEB PLAN ASSETS
LAST TEN YEARS (Presented Prospectively)

For the Year Ended June 30,	Annual Money-Weighted Rate of Return, Net of Investment Expense
2024	5.20%
2023	0.80%
2022	3.70%
2021	0.70%
2020	2.40%
2019	2.50%
2018	1.80%
2017	0.70%

Note: The schedule is provided prospectively beginning with the District's fiscal year ended June 30, 2017 and is intended to show a ten year trend. Additional years will be reported as they become available.

**INDEPENDENT SCHOOL DISTRICT NO. 881
SCHEDULE OF DISTRICT'S PROPORTIONATE
SHARE OF NET PENSION LIABILITY
LAST TEN YEARS**

For the Measurement Year Ended June 30,	District's Proportion of the Net Pension Liability (Asset)	District's Proportionate Share of the Net Pension Liability (Asset) (a)	State's Proportionate Share of the Net Pension Liability Associated with the District (b)	District's Proportionate Share of the Net Pension Liability and the State's Proportionate Share of the Net Pension Liability Associated with the District (a+b)	District's Covered Payroll (c)	District's Proportionate Share of the Net Pension Liability (Asset) as a Percentage of its Covered Payroll ((a+b)/c)	Plan Fiduciary Net Position as a Percentage of the Total Pension Liability
<i>Public Employees Retirement Association</i>							
2023	0.0222%	\$ 1,241,399	\$ 34,203	\$ 1,275,602	\$ 1,766,760	72.2%	83.1%
2022	0.0230%	\$ 1,821,608	\$ 53,462	\$ 1,875,070	\$ 1,734,440	108.1%	76.7%
2021	0.0236%	\$ 1,007,826	\$ 30,751	\$ 1,038,577	\$ 1,664,573	62.4%	87.0%
2020	0.0239%	\$ 1,432,914	\$ 44,120	\$ 1,477,034	\$ 1,706,200	86.6%	79.1%
2019	0.0233%	\$ 1,288,205	\$ 40,038	\$ 1,328,243	\$ 1,645,053	80.7%	80.2%
2018	0.0239%	\$ 1,325,874	\$ 43,491	\$ 1,369,365	\$ 1,609,747	85.1%	79.5%
2017	0.0246%	\$ 1,570,448	\$ 19,787	\$ 1,590,235	\$ 1,598,493	99.5%	75.9%
2016	0.0244%	\$ 1,981,159	\$ 25,855	\$ 2,007,014	\$ 1,515,253	132.5%	68.9%
2015	0.0250%	\$ 1,295,630	\$ -	\$ 1,295,630	\$ 1,463,570	88.5%	78.2%
2014	0.0279%	\$ 1,310,602	\$ -	\$ 1,310,602	\$ 1,432,753	91.5%	78.7%
<i>Teachers Retirement Association</i>							
2023	0.0728%	\$ 6,010,531	\$ 421,032	\$ 6,431,563	\$ 4,635,942	138.7%	76.4%
2022	0.0724%	\$ 5,797,409	\$ 430,100	\$ 6,227,509	\$ 4,520,659	137.8%	76.2%
2021	0.0717%	\$ 3,137,806	\$ 264,478	\$ 3,402,284	\$ 4,344,674	78.3%	86.6%
2020	0.0689%	\$ 5,090,424	\$ 426,741	\$ 5,517,165	\$ 4,026,263	137.0%	75.5%
2019	0.0689%	\$ 4,391,700	\$ 388,665	\$ 4,780,365	\$ 3,936,148	121.4%	78.2%
2018	0.0685%	\$ 4,300,826	\$ 404,034	\$ 4,704,860	\$ 3,789,133	124.2%	78.1%
2017	0.0742%	\$ 14,811,666	\$ 1,432,277	\$ 16,243,943	\$ 4,000,707	406.0%	51.6%
2016	0.0757%	\$ 18,056,256	\$ 1,812,414	\$ 19,868,670	\$ 3,956,507	502.2%	44.9%
2015	0.0777%	\$ 4,806,513	\$ 589,358	\$ 5,395,871	\$ 3,908,681	138.0%	76.8%
2014	0.0875%	\$ 4,031,937	\$ 283,776	\$ 4,315,713	\$ 3,986,998	108.2%	81.5%

INDEPENDENT SCHOOL DISTRICT NO. 881
SCHEDULE OF DISTRICT PENSION CONTRIBUTIONS
LAST TEN YEARS

For the Fiscal Year Ended June 30,	Statutorily Required Contribution	Contributions in Relation to the Statutorily Required Contribution	Contribution Deficiency (Excess)	District's Covered Payroll	Contributions as a Percentage of Covered Payroll
<i>Public Employees Retirement Association</i>					
2024	\$ 134,930	\$ 134,930	\$ -	\$ 1,799,067	7.5%
2023	\$ 132,507	\$ 132,507	\$ -	\$ 1,766,760	7.5%
2022	\$ 130,083	\$ 130,083	\$ -	\$ 1,734,440	7.5%
2021	\$ 124,843	\$ 124,843	\$ -	\$ 1,664,573	7.5%
2020	\$ 127,965	\$ 127,965	\$ -	\$ 1,706,200	7.5%
2019	\$ 123,379	\$ 123,379	\$ -	\$ 1,645,053	7.5%
2018	\$ 120,731	\$ 120,731	\$ -	\$ 1,609,747	7.5%
2017	\$ 119,887	\$ 119,887	\$ -	\$ 1,598,493	7.5%
2016	\$ 113,644	\$ 113,644	\$ -	\$ 1,515,253	7.5%
2015	\$ 109,913	\$ 109,913	\$ -	\$ 1,463,570	7.5%
<i>Teachers Retirement Association</i>					
2024	\$ 409,160	\$ 409,160	\$ -	\$ 4,676,114	8.8%
2023	\$ 396,373	\$ 396,373	\$ -	\$ 4,635,942	8.5%
2022	\$ 377,023	\$ 377,023	\$ -	\$ 4,520,659	8.3%
2021	\$ 353,222	\$ 353,222	\$ -	\$ 4,344,674	8.1%
2020	\$ 318,880	\$ 318,880	\$ -	\$ 4,026,263	7.9%
2019	\$ 303,477	\$ 303,477	\$ -	\$ 3,936,148	7.7%
2018	\$ 284,185	\$ 284,185	\$ -	\$ 3,789,133	7.5%
2017	\$ 300,053	\$ 300,053	\$ -	\$ 4,000,707	7.5%
2016	\$ 296,738	\$ 296,738	\$ -	\$ 3,956,507	7.5%
2015	\$ 292,544	\$ 292,544	\$ -	\$ 3,908,681	7.5%

INDEPENDENT SCHOOL DISTRICT NO. 881
NOTES TO THE REQUIRED SUPPLEMENTARY INFORMATION
JUNE 30, 2024

NOTE 1 EXPENDITURES IN EXCESS OF BUDGET

Actual expenditures in the General Fund did not exceed budgeted amounts for the year ended June 30, 2024.

NOTE 2 OTHER POSTEMPLOYMENT BENEFIT PLAN

2024 Changes

Changes in Actuarial Assumptions

- The discount rate was changed from 4.10 percent to 4.20 percent.

Changes in Plan Provisions

- There have been no changes since the prior valuation.

2023 Changes

Changes in Actuarial Assumptions

- The discount rate was changed from 3.80 percent to 4.10 percent
- The expected long-term investment return was changed from 3.40 percent to 5.00 percent.
- The health care trend rates, mortality rates, salary increase rates for non-teachers, and withdrawal rates were updated.

Changes in Plan Provisions

- The limit on total district contributions towards post-employment medical coverage for confidential employees was raised from \$35,000 to \$40,000.
- The new Activities Director has a total contribution limit of \$40,000. The previous Activities Director did not have a limit.
- An early retirement incentive of \$6,000, paid to a HCSP during August 2022, was elected by two Teachers who retired at the end of the 2021-2022 school year. The plan change for these two Teachers also includes a corresponding increase in their implicit rate medical subsidy.
- Teacher must be hired by September 1, 2021 in order to receive district contributions towards post-employment medical coverage.

2022 Changes

Changes in Actuarial Assumptions

- The discount rate was changed from 2.20 percent to 3.80 percent
- The expected long-term investment return was changed from 2.90 percent to 3.40 percent.

Changes in Plan Provisions

- Principals hired before September 1, 2021 with 10 years of service will be granted 35 days of longevity pay at the principal's current daily rate of pay. This benefit will be paid in two payments on January 15th of the next two years paid to an HCSP.

2021 Changes

Changes in Actuarial Assumptions

- The health care trend rates, mortality tables, and salary scale assumptions were updated.
- The discount rate was changed from 2.50 percent to 2.20 percent.

INDEPENDENT SCHOOL DISTRICT NO. 881
NOTES TO THE REQUIRED SUPPLEMENTARY INFORMATION
JUNE 30, 2024

NOTE 2 OTHER POSTEMPLOYMENT BENEFIT PLAN (Continued)

Changes in Plan Provisions

- The new Superintendent receives a post-employment direct subsidized benefit of the single premium rate (same as teachers) paid annually until Medicare eligibility upon attainment of age 55 and 12 years of service (same structure as Principals).
- Teachers who have attained age 55 with at least 15 years of service were offered an Early Retirement Incentive of a one-time \$6,600 lump sum paid to a HCSP.

2020 Changes

Changes in Actuarial Assumptions

- The discount rate was changed from 2.90 percent to 2.50 percent.
- The expected long-term investment rate of return was changed from 1.30 percent to 2.90 percent.

Changes in Plan Provisions

- There have been no changes since the prior valuation.

2019 Changes

Changes in Actuarial Assumptions

- The discount rate was changed from 3.30 percent to 2.90 percent.
- Healthcare trend rates and mortality tables were updated.

Changes in Plan Provisions

- Activity Director's eligibility to receive a GASB 75 post-employment subsidy was changed from age 55 with 12 years of service with the District to age 55 with 15 years of service with the District. The amount of the subsidy is now based on the same amount as active employees instead of the same amount as Teachers.
- A post-employment subsidy was added for Confidential Staff hired before July 1, 2016 who have attained age 55 with 15 years of service with the District. The amount of the subsidy equals the same contribution as active employees toward single medical coverage, frozen at retirement, and payable until the earlier of Medicare eligibility or a total of \$35,000 is paid.

2018 Changes

Changes in Actuarial Assumptions

- The discount rate was changed from 2.75 percent to 3.30 percent.

Changes in Plan Provisions

- There have been no changes since the prior valuation.

INDEPENDENT SCHOOL DISTRICT NO. 881
NOTES TO THE REQUIRED SUPPLEMENTARY INFORMATION
JUNE 30, 2024

NOTE 2 OTHER POSTEMPLOYMENT BENEFIT PLAN (Continued)

2017 Changes

Changes in Actuarial Assumptions

- The discount rate was changed from 3.00 percent to 2.75 percent.
- The health care trend rates were changed to better anticipate short term and long term medical increases.
- The mortality table was updated from RP-2000 projected to 2014 with Scale BB to the RP-2014 White Collar Mortality Tables with MP-2015 Generational Improvement Scale.
- The withdrawal table for all employees and retirement table for only employees eligible to retire with Rule of 90 also were updated.
- The actuarial cost method was changed from projected unit credit to entry age as prescribed by GASB 74/75.

Changes in Plan Provisions

- There have been no changes since the prior valuation.

NOTE 3 PUBLIC EMPLOYEES RETIREMENT ASSOCIATION – GENERAL EMPLOYEES FUND

2023 Changes

Changes in Actuarial Assumptions

- The investment return assumption and single discount rate were changed from 6.50 percent to 7.00 percent.

Changes in Plan Provisions

- An additional one-time direct state aid contribution of \$170.1 million will be contributed to the Plan on October 1, 2023.
- The vesting period of those hired after June 30, 2010, was changed from five years of allowable service to three years of allowable service.
- The benefit increase delay for early retirements on or after January 1, 2024, was eliminated.
- A one-time, non-compounding benefit increase of 2.50 percent minus the actual 2024 adjustment will be payable in a lump sum for calendar year 2024 by March 31, 2024.

2022 Changes

Changes in Actuarial Assumptions

- The mortality improvement scale was changed from Scale MP-2020 to Scale MP-2021.

Changes in Plan Provisions

- There were no changes in plan provisions since the previous valuation.

2021 Changes

Changes in Actuarial Assumptions

- The investment return and single discount rates were changed from 7.50 percent to 6.50 percent, for financial reporting purposes.
- The mortality improvement scale was changed from Scale MP-2019 to Scale MP-2020.

INDEPENDENT SCHOOL DISTRICT NO. 881
NOTES TO THE REQUIRED SUPPLEMENTARY INFORMATION
JUNE 30, 2024

NOTE 3 PUBLIC EMPLOYEES RETIREMENT ASSOCIATION – GENERAL EMPLOYEES FUND (Continued)

Changes in Plan Provisions

- There were no changes in plan provisions since the previous valuation.

2020 Changes

Changes in Actuarial Assumptions

- The price inflation assumption was decreased from 2.50 percent to 2.25 percent.
- The payroll growth assumption was decreased from 3.25 percent to 3.00 percent.
- Assumed salary increase rates were changed as recommended in the June 30, 2019 experience study. The net effect is assumed rates that average 0.25 percent less than previous rates.
- Assumed rates of retirement were changed as recommended in the June 30, 2019 experience study. The changes result in more unreduced (normal) retirements and slightly fewer Rule of 90 and early retirements.
- Assumed rates of termination were changed as recommended in the June 30, 2019 experience study. The new rates are based on service and are generally lower than the previous rates for years 2-5 and slightly higher thereafter.
- Assumed rates of disability were changed as recommended in the June 30, 2019 experience study. The change results in fewer predicted disability retirements for males and females.
- The base mortality table for healthy annuitants and employees was changed from the RP-2014 table to the Pub-2010 General Mortality table, with adjustments. The base mortality table for disabled annuitants was changed from the RP-2014 disabled annuitant mortality table to the PUB-2010 General/Teacher disabled annuitant mortality table, with adjustments.
- The mortality improvement scale was changed from Scale MP-2018 to Scale MP-2019.
- The assumed spouse age difference was changed from two years older for females to one year older.
- The assumed number of married male new retirees electing the 100.00 percent Joint & Survivor option changed from 35.00 percent to 45.00 percent. The assumed number of married female new retirees electing the 100.00 percent Joint & Survivor option changed from 15.00 percent to 30.00 percent. The corresponding number of married new retirees electing the Life annuity option was adjusted accordingly.

Changes in Plan Provisions

- Augmentation for current privatized members was reduced to 2.00 percent for the period July 1, 2020 through December 31, 2023 and 0.00 percent after. Augmentation was eliminated for privatizations occurring after June 30, 2020.

2019 Changes

Changes in Actuarial Assumptions

- The mortality projection scale was changed from MP-2017 to MP-2018.

Changes in Plan Provisions

- The employer supplemental contribution was changed prospectively, decreasing from \$31.0 million to \$21.0 million per year. The State's special funding contribution was changed prospectively, requiring \$16.0 million due per year through 2031.

INDEPENDENT SCHOOL DISTRICT NO. 881
NOTES TO THE REQUIRED SUPPLEMENTARY INFORMATION
JUNE 30, 2024

NOTE 3 PUBLIC EMPLOYEES RETIREMENT ASSOCIATION – GENERAL EMPLOYEES FUND (Continued)

2018 Changes

Changes in Actuarial Assumptions

- The mortality projection scale was changed from MP-2015 to MP-2017.
- The assumed benefit increase was changed from 1.00 percent per year through 2044 and 2.50 percent per year thereafter to 1.25 percent per year.

Changes in Plan Provisions

- The augmentation adjustment in early retirement factors is eliminated over a five-year period starting July 1, 2019, resulting in actuarial equivalence after June 30, 2024.
- Interest credited on member contributions decreased from 4.00 percent to 3.00 percent, beginning July 1, 2018.
- Deferred augmentation was changed to 0.00 percent, effective January 1, 2019. Augmentation that has already accrued for deferred members will still apply.
- Contribution stabilizer provisions were repealed.
- Annual increases were changed from 1.00 percent per year with a provision to increase to 2.50 percent upon attainment of 90.00 percent funding ratio to 50.00 percent of the Social Security Cost of Living Adjustment, not less than 1.00 percent and not more than 1.50 percent, beginning January 1, 2019.
- For retirements on or after January 1, 2024, the first benefit increase is delayed until the retiree reaches normal retirement age; does not apply to Rule of 90 retirees, disability benefit recipients, or survivors.
- Actuarial equivalent factors were updated to reflect revised mortality and interest assumptions.

2017 Changes

Changes in Actuarial Assumptions

- The Combined Service Annuity (CSA) loads were changed from 0.80 percent for active members and 60.00 percent for vested and non-vested deferred members. The revised CSA loads are now 0.00 percent for active member liability, 15.00 percent for vested deferred member liability, and 3.00 percent for non-vested deferred member liability.
- The assumed annual increase rate was changed from 1.00 percent per year for all years to 1.00 percent per year through 2044 and 2.50 percent per year thereafter.

Changes in Plan Provisions

- The State's contribution for the Minneapolis Employees Retirement Fund equals \$16,000,000 in 2017 and 2018, and \$6,000,000 thereafter.
- The Employer Supplemental Contribution for the Minneapolis Employees Retirement Fund changed from \$21,000,000 to \$31,000,000 in calendar years 2019 to 2031. The State's contribution changed from \$16,000,000 to \$6,000,000 in calendar years 2019 to 2031.

2016 Changes

Changes in Actuarial Assumptions

- The assumed annual increase rate was changed from 1.00 percent per year through 2035 and 2.50 percent per year thereafter to 1.00 percent per year for all years.
- The assumed investment return was changed from 7.90 percent to 7.50 percent. The single discount rate changed from 7.90 percent to 7.50 percent.
- Other assumptions were changed pursuant to the experience study dated June 30, 2015. The assumed future salary increases, payroll growth, and inflation were decreased by 0.25 percent to 3.25 percent for payroll growth and 2.50 percent for inflation.

INDEPENDENT SCHOOL DISTRICT NO. 881
NOTES TO THE REQUIRED SUPPLEMENTARY INFORMATION
JUNE 30, 2024

NOTE 3 PUBLIC EMPLOYEES RETIREMENT ASSOCIATION – GENERAL EMPLOYEES FUND (Continued)

Changes in Plan Provisions

- There were no changes in plan provisions since the previous valuation.

2015 Changes

Changes in Actuarial Assumptions

- The assumed annual increase rate was changed from 1.00 percent per year through 2030 and 2.50 percent per year thereafter to 1.00 percent per year through 2035 and 2.50 percent per year thereafter.

Changes in Plan Provisions

- On January 1, 2015, the Minneapolis Employees Retirement Fund was merged into the General Employees Fund, which increased the total pension liability by \$1.1 billion and increased the fiduciary plan net position by \$892 million. Upon consolidation, state and employer contributions were revised; the State's contribution of \$6.0 million, which meets the special funding situation definition, was due September 2015.

NOTE 4 TEACHERS RETIREMENT ASSOCIATION

2023 Changes

Changes in Actuarial Assumptions

The 2023 Tax Finance and Policy Bill, effective July 1, 2025:

- The employer contribution rate will increase from 8.75 percent to 9.50 percent on July 1, 2025.
- The employee contribution rate will increase from 7.75 percent to 8.00 percent on July 1, 2025.
- The pension adjustment rate for school districts and the base budgets for Minnesota State, Perpich Center for Arts Education, and Minnesota Academies will increase to reflect the 0.75 percent employer contribution rate increase.

The 2024 Omnibus Pensions and Retirement Bill:

- The Normal Retirement Age (NRA) for active and eligible deferred Tier II members will be 65 effective July 1, 2024.
- TRA's amortization date will remain the same at 2048.

Changes in Plan Provisions

- There have been no changes since the prior valuation.

2022 Changes

Changes in Actuarial Assumptions

- There have been no changes since the prior valuation.

Changes in Plan Provisions

- There have been no changes since the prior valuation.

INDEPENDENT SCHOOL DISTRICT NO. 881
NOTES TO THE REQUIRED SUPPLEMENTARY INFORMATION
JUNE 30, 2024

NOTE 4 TEACHERS RETIREMENT ASSOCIATION (Continued)

2021 Changes

Changes in Actuarial Assumptions

- For GASB Valuation:
 - The investment return assumption was changed from 7.50 percent to 7.00 percent.

Changes in Plan Provisions

- There have been no changes since the prior valuation.

2020 Changes

Changes in Actuarial Assumptions

- There have been no changes since the prior valuation.

Changes in Plan Provisions

- There have been no changes since the prior valuation.

2019 Changes

Changes in Actuarial Assumptions

- There have been no changes since the prior valuation.

Changes in Plan Provisions

- There have been no changes since the prior valuation.

2018 Changes

Changes in Actuarial Assumptions

- The COLA was reduced from 2.00 percent each January 1 to 1.00 percent, effective January 1, 2019. Beginning January 1, 2024, the COLA will increase 0.10 percent each year until reaching the ultimate rate of 1.50 percent on January 1, 2028.
- Beginning July 1, 2024, eligibility for the first COLA changes to normal retirement age (age 65 to 66, depending on date of birth). However, members who retire under Rule of 90 and members who are at least age 62 with 30 years of service credit are exempt.
- The COLA trigger provision, which would have increased the COLA to 2.50 percent if the funded ratio was at least 90 percent for two consecutive years, was eliminated.
- Augmentation in the early retirement reduction factors is phased out over a five-year period beginning July 1, 2019 and ending June 30, 2024 (this reduces early retirement benefits). Members who retire and are at least age 62 with 30 years of service are exempt.
- Augmentation on deferred benefits will be reduced to zero percent beginning July 1, 2019. Interest payable on refunds to members was reduced from 4.00 percent to 3.00 percent, effective July 1, 2018. Interest due on payments and purchases from members, employers is reduced from 8.50 percent to 7.50 percent, effective July 1, 2018.
- The employer contribution rate is increased each July 1 over the next 6 years, (7.71 percent in 2018, 7.92 percent in 2019, 8.13 percent in 2020, 8.34 percent in 2021, 8.55 percent in 2022, and 8.75 percent in 2023). In addition, the employee contribution rate will increase from 7.50 percent to 7.75 percent on July 1, 2023. The State provides funding for the higher employer contribution rate through an adjustment in the school aid formula.

INDEPENDENT SCHOOL DISTRICT NO. 881
NOTES TO THE REQUIRED SUPPLEMENTARY INFORMATION
JUNE 30, 2024

NOTE 4 TEACHERS RETIREMENT ASSOCIATION (Continued)

Changes in Plan Provisions

- There have been no changes since the prior valuation.

2017 Changes

Changes in Actuarial Assumptions

- The Cost of Living Adjustment (COLA) was assumed to increase from 2.00 percent annually to 2.50 percent annually on July 1, 2045.
- The COLA was not assumed to increase to 2.50 percent, but remain at 2.00 percent for all future years.
- Adjustments were made to the combined service annuity loads. The active load was reduced from 1.40 percent to 0.00 percent, the vested inactive load increased from 4.00 percent to 7.00 percent and the non-vested inactive load increased from 4.00 percent to 9.00 percent.
- The investment return assumption was changed from 8.00 percent to 7.50 percent.
- The price inflation assumption was lowered from 2.75 percent to 2.50 percent.
- The payroll growth assumption was lowered from 3.50 percent to 3.00 percent.
- The general wage growth assumption was lowered from 3.50 percent to 2.85 percent for ten years followed by 3.25 percent thereafter.
- The salary increase assumption was adjusted to reflect the changes in the general wage growth assumption.

Changes in Plan Provisions

- There have been no changes since the prior valuation.

2016 Changes

Changes in Actuarial Assumptions

- The COLA was not assumed to increase for funding or the GASB calculation. It remained at 2.00 percent for all future years.
- The price inflation assumption was lowered from 3.00 percent to 2.75 percent.
- The general wage growth and payroll growth assumptions were lowered from 3.75 percent to 3.50 percent.
- Minor changes as some durations for the merit scale of the salary increase assumption.
- The pre-retirement mortality assumption was changed to the RP-2014 white collar employee table, male rates set back 6 years and female rates set back 5 years. Generational projection uses the MP-2015 scale.
- The post-retirement mortality assumption was changed to the RP-2014 white collar annuitant table, male rates set back 3 years and female rates set back 3 years, with further adjustments of the rates. Generational projection uses the MP-2015 scale.
- The post-disability mortality assumption was changed to the RP-2014 disabled retiree mortality table, without adjustment.
- Separate retirement assumptions for members hired before or after July 1, 1989, were created to better reflect each group's behavior in light of different requirements for retirement eligibility.
- Assumed termination rates were changed to be based solely on years of service in order to better fit the observed experience.
- A minor adjustment and simplification of the assumption regarding the election of optional form of annuity payment at retirement were made.

Changes in Plan Provisions

- There have been no changes since the prior valuation.

INDEPENDENT SCHOOL DISTRICT NO. 881
NOTES TO THE REQUIRED SUPPLEMENTARY INFORMATION
JUNE 30, 2024

NOTE 4 TEACHERS RETIREMENT ASSOCIATION (Continued)

2015 Changes

Changes in Actuarial Assumptions

- The annual COLA for the June 30, 2015, valuation assumed 2.00 percent. The prior year valuation used 2.00 percent with an increase to 2.50 percent commencing in 2034.
- The discount rate used to measure the total pension liability was 8.00 percent. This is a decrease from the discount rate at the prior measurement date of 8.25 percent.

Changes in Plan Provisions

- The DTRFA was merged into TRA on June 30, 2015.

SUPPLEMENTARY INFORMATION

INDEPENDENT SCHOOL DISTRICT NO. 881
COMBINING BALANCE SHEET
NONMAJOR GOVERNMENTAL FUNDS
JUNE 30, 2024

	Special Revenue Funds		Total Nonmajor
	Food Service	Community	Governmental
	Fund	Service Fund	Funds
ASSETS			
Cash and Temporary Investments	\$ 468,109	\$ 494,550	\$ 962,659
Property Taxes Receivable:			
Current	-	34,651	34,651
Delinquent	-	507	507
Accounts Receivable	302	-	302
Due from Other Minnesota School Districts	-	5,145	5,145
Due from Minnesota Department of Education	-	21,840	21,840
Prepays	967	3,413	4,380
TOTAL ASSETS	<u>\$ 469,378</u>	<u>\$ 560,106</u>	<u>\$ 1,029,484</u>
LIABILITIES			
Accounts Payable	\$ 44,142	\$ 7,530	\$ 51,672
Salaries Payable	5,849	22,313	28,162
Payroll Deductions and Employer Contributions	(459)	30,164	29,705
Unearned Revenue	10,862	-	10,862
Total Liabilities	60,394	60,007	120,401
DEFERRED INFLOWS OF RESOURCES			
Unavailable Revenue:			
Delinquent Property Taxes	-	507	507
Property Taxes Levied for Subsequent Years	-	75,288	75,288
Total Deferred Inflows of Resources	-	75,795	75,795
FUND BALANCES			
Nonspendable:			
Prepays	967	3,413	4,380
Restricted:			
Food Service	408,017	-	408,017
Community Education	-	128,133	128,133
Early Childhood and Family Education	-	137,406	137,406
School Readiness	-	118,019	118,019
Adult Basic Education	-	6	6
Community Service	-	37,327	37,327
Total Fund Balances	408,984	424,304	833,288
TOTAL LIABILITIES, DEFERRED INFLOWS OF RESOURCES, AND FUND BALANCES	<u>\$ 469,378</u>	<u>\$ 560,106</u>	<u>\$ 1,029,484</u>

INDEPENDENT SCHOOL DISTRICT NO. 881
COMBINING STATEMENT OF REVENUES, EXPENDITURES, AND CHANGES IN FUND BALANCES
NONMAJOR GOVERNMENTAL FUNDS
FOR THE YEAR ENDED JUNE 30, 2024

	<u>Special Revenue Funds</u>		Total Nonmajor
	<u>Food Service</u>	<u>Community</u>	<u>Governmental</u>
	<u>Fund</u>	<u>Service Fund</u>	<u>Funds</u>
REVENUES			
Local Property Tax Levies	\$ -	\$ 81,913	\$ 81,913
Other Local and County Revenues	18,426	420,643	439,069
State Sources	371,839	108,539	480,378
Federal Sources	272,880	-	272,880
Sales and Other Conversions of Assets	<u>87,096</u>	<u>-</u>	<u>87,096</u>
TOTAL REVENUES	750,241	611,095	1,361,336
EXPENDITURES			
Current:			
Community Education and Services	-	572,734	572,734
Pupil Support Services	602,281	19,427	621,708
Capital Outlay	<u>75,221</u>	<u>2,626</u>	<u>77,847</u>
TOTAL EXPENDITURES	<u>677,502</u>	<u>594,787</u>	<u>1,272,289</u>
NET CHANGE IN FUND BALANCES	72,739	16,308	89,047
FUND BALANCES - BEGINNING	<u>336,245</u>	<u>407,996</u>	<u>744,241</u>
FUND BALANCES - ENDING	<u>\$ 408,984</u>	<u>\$ 424,304</u>	<u>\$ 833,288</u>

INDEPENDENT SCHOOL DISTRICT NO. 881
UNIFORM FINANCIAL ACCOUNTING AND REPORTING STANDARDS
COMPLIANCE TABLE
FOR THE YEAR ENDED JUNE 30, 2024

<u>01 GENERAL FUND</u>	Audited	UFARS	Difference	<u>04 COMMUNITY SERVICE</u>	Audited	UFARS	Difference
Total Revenue	12,040,639	12,040,639	-	Restricted:			
Total Expenditures	11,210,291	11,210,290	1	464 Restricted Fund Balance	37,327	37,324	3
Non Spendable:				Unassigned:			
460 Non Spendable Fund Balance	130,046	130,046	-	463 Unassigned Fund Balance	-	-	-
Restricted/Reserve:							
401 Student Activities	36,503	36,503	-	<u>06 BUILDING CONSTRUCTION</u>			
402 Scholarships	-	-	-	Total Revenue	496,711	496,710	1
403 Staff Development	-	-	-	Total Expenditures	6,358,854	6,358,852	2
407 Capital Projects Levy	-	-	-	Non Spendable:			
408 Cooperative Revenue	-	-	-	460 Non Spendable Fund Balance	-	-	-
412 Literacy Incentive Aid	25,460	25,460	-	Restricted/Reserve:			
414 Operating Debt	-	-	-	407 Capital Projects Levy	-	-	-
416 Levy Reduction	-	-	-	413 Funded by COP/FP	-	-	-
417 Taconite Building Maint	-	-	-	467 LTFM	7,556,217	7,556,217	-
420 American Indian Ed Aid	-	-	-	Restricted:			
424 Operating Capital	856,165	856,165	-	464 Restricted Fund Balance	453,271	453,272	(1)
426 \$25 Taconite	-	-	-	Unassigned:			
427 Disabled Accessibility	-	-	-	463 Unassigned Fund Balance	-	-	-
428 Learning & Development	-	-	-				
434 Area Learning Center	52,184	52,184	-	<u>07 DEBT SERVICE</u>			
435 Contracted Alt. Programs	-	-	-	Total Revenue	1,185,818	1,185,818	-
436 St. Approved Alt. Program	-	-	-	Total Expenditures	1,166,425	1,166,425	-
438 Gifted & Talented	30,232	30,232	-	Non Spendable:			
439 English Learner	-	-	-	460 Non Spendable Fund Balance	-	-	-
440 Teacher Development & Eval	-	-	-	Restricted/Reserve:			
441 Basic Skills Programs	3,353	3,353	-	425 Bond Refundings	-	-	-
443 School Library Aid	-	-	-	433 Max Effort Loan	-	-	-
448 Achievement & Integration	-	-	-	451 QZAB Payments	-	-	-
449 Safe Schools Levy	-	-	-	467 LTFM	-	-	-
451 QZAB Payments	-	-	-	Restricted:			
452 OPEB Liab. Not in Trust	-	-	-	464 Restricted Fund Balance	357,233	357,233	-
453 Unfunded Sev. & Retirement	-	-	-	Unassigned:			
459 Basic Skills Ext Time	-	-	-	463 Unassigned Fund Balance	-	-	-
467 LTFM	59,693	59,693	-				
471 Student Support Personnel	-	-	-	<u>08 TRUST</u>			
472 Medical Assistance	-	-	-	Total Revenue	28,552	28,552	-
Restricted:				Total Expenditures	24,950	24,950	-
464 Restricted Fund Balance	49,324	49,324	-	401 Student Activities	-	-	-
475 Title VII - Impact Aid	-	-	-	402 Scholarships	-	-	-
476 PILT	-	-	-	422 Net Assets	24,478	24,478	-
Committed:							
418 Committed for Separation	-	-	-	<u>18 CUSTODIAL FUND</u>			
461 Committed Fund Balance	-	-	-	Total Revenue	-	-	-
Assigned:				Total Expenditures	-	-	-
462 Assigned Fund Balance	390,092	390,092	-	401 Student Activities	-	-	-
Unassigned:				402 Scholarships	-	-	-
422 Unassigned Fund Balance	2,792,227	2,792,228	(1)	448 Achievement & Integration	-	-	-
				464 Restricted Fund Balance	-	-	-
<u>02 FOOD SERVICE</u>							
Total Revenue	750,241	750,240	1	<u>20 INTERNAL SERVICE</u>			
Total Expenditures	677,502	677,501	1	Total Revenue	-	-	-
Non Spendable:				Total Expenditures	-	-	-
460 Non Spendable Fund Balance	967	967	-	422 Net Assets	-	-	-
Restricted/Reserve:							
452 OPEB Liab. Not in Trust	-	-	-	<u>25 OPEB REVOCABLE TRUST FUND</u>			
Restricted:				Total Revenue	-	-	-
464 Restricted Fund Balance	408,017	408,018	(1)	Total Expenditures	-	-	-
Unassigned:				422 Net Assets	-	-	-
463 Unassigned Fund Balance	-	-	-				
				<u>45 OPEB IRREVOCABLE TRUST FUND</u>			
<u>04 COMMUNITY SERVICE</u>				Total Revenue	78,394	78,393	1
Total Revenue	611,095	611,095	-	Total Expenditures	100,327	100,327	-
Total Expenditures	594,787	594,791	(4)	422 Net Assets	737,558	737,558	-
Non Spendable:							
460 Non Spendable Fund Balance	3,413	3,413	-	<u>47 OPEB DEBT SERVICE FUND</u>			
Restricted/Reserve:				Total Revenue	-	-	-
426 \$25 Taconite	-	-	-	Total Expenditures	-	-	-
431 Community Education	128,133	128,133	-	Non Spendable:			
432 E.C.F.E.	137,406	137,406	-	460 Non Spendable Fund Balance	-	-	-
440 Teacher Development & Eval	-	-	-	Restricted:			
444 School Readiness	118,019	118,019	-	425 Bond Refundings	-	-	-
447 Adult Basic Education	6	6	-	464 Restricted Fund Balance	-	-	-
452 OPEB Liab. Not in Trust	-	-	-	Unassigned:			
				463 Unassigned Fund Balance	-	-	-

**OTHER REQUIRED
REPORTS AND SCHEDULES**

**INDEPENDENT AUDITOR'S REPORT ON INTERNAL
CONTROL OVER FINANCIAL REPORTING AND ON COMPLIANCE
AND OTHER MATTERS BASED ON AN AUDIT OF FINANCIAL
STATEMENTS PERFORMED IN ACCORDANCE WITH
GOVERNMENT AUDITING STANDARDS**

Members of the Board of Education
Independent School District No. 881
Maple Lake, Minnesota

We have audited, in accordance with the auditing standards generally accepted in the United States of America and the standards applicable to financial audits contained in *Government Auditing Standards* issued by the Comptroller General of the United States, the financial statements of the governmental activities, each major fund, and the aggregate remaining fund information of Independent School District No. 881 (the District) as of and for the year ended June 30, 2024, and the related notes to the financial statements, which collectively comprise Independent School District No. 881's basic financial statements, and have issued our report thereon dated December 7, 2024.

Report on Internal Control Over Financial Reporting

In planning and performing our audit of the financial statements, we considered Independent School District No. 881's internal control over financial reporting (internal control) as a basis for designing audit procedures that are appropriate in the circumstances for the purpose of expressing our opinions on the financial statements, but not for the purpose of expressing an opinion on the effectiveness of the District's internal control. Accordingly, we do not express an opinion on the effectiveness of the District's internal control.

Our consideration of internal control was for the limited purpose described in the preceding paragraph and was not designed to identify all deficiencies in internal control that might be material weaknesses or significant deficiencies and, therefore, material weaknesses or significant deficiencies may exist that were not identified. However, as described in the accompanying *Schedule of Findings and Responses*, we identified certain deficiencies in internal control that we consider to be a material weakness and a significant deficiency.

A *deficiency in internal control* exists when the design or operation of a control does not allow management or employees, in the normal course of performing their assigned functions, to prevent, or detect and correct, misstatements on a timely basis. A *material weakness* is a deficiency, or a combination of deficiencies, in internal control such that there is a reasonable possibility that a material misstatement of the entity's financial statements will not be prevented, or detected and corrected, on a timely basis. We consider the deficiency described in the accompanying *Schedule of Findings and Responses* as item 2008-001 to be a material weakness.

A *significant deficiency* is a deficiency, or a combination of deficiencies, in internal control that is less severe than a material weakness, yet important enough to merit attention by those charged with governance. We consider the deficiency described in the accompanying *Schedule of Findings and Responses* as item 2008-002 to be a significant deficiency.

Report on Compliance and Other Matters

As part of obtaining reasonable assurance about whether the District's financial statements are free from material misstatement, we performed tests of its compliance with certain provisions of laws, regulations, contracts, and grant agreements, noncompliance with which could have a direct and material effect on the financial statements. However, providing an opinion on compliance with those provisions was not an objective of our audit, and accordingly, we do not express such an opinion. The results of our tests disclosed no instances of noncompliance or other matters that are required to be reported under *Government Auditing Standards*.

Minnesota Legal Compliance

In connection with our audit, nothing came to our attention that caused us to believe that Independent School District No. 881 failed to comply with the provisions of the contracting – bid laws, depositories of public funds and public investments, conflicts of interest, public indebtedness, claims and disbursements, miscellaneous provisions, and uniform financial accounting and reporting standards (UFARS) sections of the *Minnesota Legal Compliance Audit Guide for School Districts*, promulgated by the State Auditor pursuant to Minn. Stat. § 6.65, insofar as they relate to accounting matters. However, our audit was not directed primarily toward obtaining knowledge of such noncompliance. Accordingly, had we performed additional procedures, other matters may have come to our attention regarding the District's noncompliance with the above referenced provisions, insofar as they relate to accounting matters.

Independent School District No. 881's Response to Findings

Government Auditing Standards requires the auditor to perform limited procedures on Independent School District No. 881's response to the findings identified in our audit and described in the accompanying *Schedule of Findings and Responses* and *Corrective Action Plans*. The District's response was not subjected to the other auditing procedures applied in the audit of the financial statements and, accordingly, we express no opinion on the response.

Purpose of this Report

The purpose of this report is solely to describe the scope of our testing of internal control and compliance and the results of that testing, and not to provide an opinion on the effectiveness of the District's internal control or on compliance. This report is an integral part of an audit performed in accordance with *Government Auditing Standards* in considering the District's internal control and compliance. Accordingly, this communication is not suitable for any other purpose.



SCHLENNER WENNER & CO.

St. Cloud, Minnesota

December 7, 2024

**INDEPENDENT SCHOOL DISTRICT NO. 881
SCHEDULE OF FINDINGS AND RESPONSES
FOR THE YEAR ENDED JUNE 30, 2024**

FINANCIAL STATEMENT FINDINGS

Finding 2008-001 Limited Segregation of Duties

Condition: During our audit we reviewed procedures over cash receipts, cash disbursements, payroll and financial reporting and found the District to have limited segregation of duties over those transaction cycles.

Criteria: Internal control that supports the District's ability to initiate, record, process and report financial data consistent with the assertions of management in the financial statements requires adequate segregation of accounting duties. In other words, no one person had control over two or more of these responsibilities.

Cause: Limited number of staff members.

Effect: The existence of limited segregation of duties could adversely affect the District's ability to initiate, record, process and report financial data consistent with the assertions of management in the financial statements.

Recommendation: Although the number of staff members may not be large enough to eliminate this deficiency, we recommend that the District evaluate current procedures and segregate where possible and implement compensating controls. It is important that the Board is aware of this condition and monitor all financial information.

*Views of Responsible
Officials and Planned
Corrective Actions:* Management agrees with our recommendation. See corresponding Corrective Action Plan.

Finding 2008-002 Financial Statement Preparation

Condition: Schlenner Wenner & Co. drafted the audited financial statements and related footnote disclosures for the District. It is management's responsibility to provide for the preparation of financial statements and the auditors' responsibility to determine the fairness of the presentation. This deficiency could result in a material misstatement that could have been prevented or detected by management.

Criteria: Internal controls over financial reporting should be in place to provide for the preparation of financial statements on an annual basis.

Cause: The District's staff does not possess the expertise to prepare financial statements internally. This is not unusual for an organization of your size.

Effect: The inability to internally prepare the District's financial statements can result in undetected errors in financial reporting.

Recommendation: We recommend that management review a draft of the financial statements in detail for accuracy. During review we recommend a disclosure checklist be utilized to ensure all required disclosures are presented and the District should agree the financial statement numbers to their accounting software. The District may not have the ability to eliminate this finding.

**INDEPENDENT SCHOOL DISTRICT NO. 881
SCHEDULE OF FINDINGS AND RESPONSES
FOR THE YEAR ENDED JUNE 30, 2024**

FINANCIAL STATEMENT FINDINGS (Continued)

Finding 2008-002 Financial Statement Preparation (Continued)

*Views of Responsible
Officials and Planned
Corrective Actions:*

The District will continue to have the auditor assist in preparation of the financial statements. The District will continue to document an annual review of the audited financial statements by having the auditor meet with the District personnel to review the financial statements and related footnote disclosures.

**INDEPENDENT SCHOOL DISTRICT NO. 881
CORRECTIVE ACTION PLANS
FOR THE YEAR ENDED JUNE 30, 2024**

FINANCIAL STATEMENT FINDINGS

Finding 2008-001 Limited Segregation of Duties

1. Explanation of Disagreement with Audit Finding
There is no disagreement with the audit finding.
2. Actions Planned in Response to Finding
The District currently has the following procedures in place:
 - The Board of Education reviews the monthly invoices and approves the expenditures.
 - The District utilizes purchase orders which are approved by the Superintendent.The District will review current procedures and implement additional controls where possible.
3. Official Responsible
Mr. Mike Rowe, Superintendent, is the official responsible for ensuring corrective action.
4. Planned Completion Date
The Corrective Action Plan will be reviewed on an ongoing basis with no anticipated completion date.
5. Plan to Monitor Completion
The Board of Education will be monitoring this Corrective Action Plan.

Finding 2008-002 Financial Statement Preparation

1. Explanation of Disagreement with Audit Finding
There is no disagreement with the audit finding.
2. Actions Planned in Response to Finding
The District will continue to have the auditor prepare the financial statements; however, the District will document the annual review of the financial statements and related footnote disclosures.
3. Official Responsible
Mr. Mike Rowe, Superintendent, is the official responsible for ensuring corrective action.
4. Planned Completion Date
The Corrective Action Plan will be reviewed on an ongoing basis with no anticipated completion date.
5. Plan to Monitor Completion
The Board of Education will be monitoring this Corrective Action Plan.