

**ARDSLEY UNION FREE
SCHOOL DISTRICT**

**FINANCIAL STATEMENTS AND
SUPPLEMENTARY INFORMATION**

JUNE 30, 2018

ARDSLEY UNION FREE SCHOOL DISTRICT

TABLE OF CONTENTS

JUNE 30, 2018

Management's Discussion and Analysis	1
Basic Financial Statements:	
Independent Auditor's Report	14
Statement of Net Position	17
Statement of Activities and Changes in Net Position	18
Balance Sheet – Governmental Funds	19
Statement of Revenues, Expenditures, and Changes in Fund Balances – Governmental Funds	20
Reconciliation of Net Change in Governmental Fund Balances to Governmental Activities Change in Net Position	21
Reconciliation of Governmental Funds Balance Sheet to the Statement of Net Position	22
Reconciliation of Governmental Funds Statement of Revenues, Expenditures, and Changes in Fund Balances to the Statement of Activities	23
Statement of Fiduciary Net Position and Statement of Changes in Fiduciary Net Position	24
Notes to the Financial Statements	25
Supplementary Information:	
Required Supplemental Schedules:	
1 Schedule of Revenues, Expenditures, and Changes in Fund Balance – Budget (Non-GAAP) Basis and Actual – General Fund	62
2 Schedule of Funding Progress for Other Post-Employment Benefits	64
3 Schedule of the Local Government's Proportionate Share of the Net Pension Liability for the New York State Employees' Retirement System	65
4 Schedule of the Local Government's Contributions for the New York State Employees' Retirement System	66
5 Schedule of the Local Government's Proportionate Share of the Net Pension Liability (Asset) for the New York State Teachers' Retirement System	67
6 Schedule of the Local Government's Contributions for the New York State Teachers' Retirement System	68

ARDSLEY UNION FREE SCHOOL DISTRICT

TABLE OF CONTENTS

JUNE 30, 2018

Supplemental Schedules:

7	Schedule of Change from Adopted Budget to Final Budget and Section 1318 Real Property Tax Law Limit Calculation	69
8	Schedule of Project Expenditures - Capital Projects Fund	70
9	Schedule of Combined Balance Sheet – Non-Major Governmental Funds	71
10	Schedule of Combined Statement of Revenues, Expenditures and Changes in Fund Balances – Non-Major Governmental Funds	72
11	Schedule of Investment in Capital Assets, Net of Related Debt	73

Reports in Accordance with *Government Auditing Standards*:

	Independent Auditor's Report on Internal Control Over Financial Reporting and on Compliance and Other Matters Based on an Audit of Basic Financial Statements Performed in Accordance with <i>Government Auditing Standards</i>	74
--	---	----

ARDSLEY UNION FREE SCHOOL DISTRICT
Management's Discuss and Analysis (MD&A)
June 30, 2018

INTRODUCTION

The Ardsley Union Free School District (the District) offers readers of the District's financial statements this narrative overview and analysis of the financial activities of the District for the fiscal year ended June 30, 2018. Please review it in conjunction with the District's financial statements and the accompanying notes to the financial statements.

FINANCIAL HIGHLIGHTS

Key financial highlights for fiscal year 2018 are as follows:

- New York State Law limits the amount of unreserved fund balance that can be retained by the General Fund to 4% of the ensuing year's budget, exclusive of the amount designated for the subsequent year's budget. At the end of the fiscal year, the unassigned fund balance of the General Fund was \$2.792 million and the amount was within the limit. The assigned fund balance of the General Fund was \$3.118 million which includes \$.530 million in carry over encumbrances.
- The District governmental fund financial statement reported a combined ending fund balance of \$19.157 million which includes \$.101 million in Other Governmental Funds.
- The District paid \$3.788 million in principal on debt service.
- On the District-wide financial statements, the liabilities of the District exceeded assets by \$8.293 million. The District's total net position decreased by \$54.612 million for the year ended June 30, 2018, primarily due to a change on accounting principle for GASB 75.
- Included in this year's district-wide full accrual financial statements is the continuing recognition of the other post-employment benefit (OPEB) obligations as required under the provisions of Governmental Accounting Standards Boards (GASB) Statement No. 75. The GASB is charged with developing the accounting rules that apply to governments, including school districts and BOCES. These obligations include any benefits provided to retirees, other than a pension, including health insurance, life insurance, vision, dental, etc. GASB Statement No. 75 establishes standards for accrual based measurement and recognition of OPEB expenses over periods that approximate employees' years of active service. The Statement also provides guidance on the required note disclosures. For the year ending June 30, 2018, the District's OPEB obligations of \$61.626 million are reflected as a liability on the District-wide financial statements.
- The District has an Aa2 bond rating from Moody's Investor Services. This high rating has contributed to a lower interest rate cost for District borrowings. After reviewing the District's financials, Moody's upgraded the District's rating on May 7, 2015.

ARDSLEY UNION FREE SCHOOL DISTRICT
Management's Discuss and Analysis (MD&A)
June 30, 2018

OVERVIEW OF THE FINANCIAL STATEMENTS

The Management's Discussion and Analysis narrative (required supplemental information) is intended to serve as an introduction to the District's basic financial statements. The District's basic financial statements are comprised of three components:

1. District-Wide Financial Statements
2. Fund Financial Statements
3. Notes to the Financial Statements

In addition to these statements, this report also includes other supplemental information.

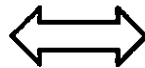
The District's auditor has provided assurance in the Independent Auditor's Report that the Basic Financial Statements are fairly stated. A different degree of assurance is being provided by the auditor regarding the supplemental information identified below. A user of this report should read the Independent Auditor's Report carefully to ascertain the level of assurance being provided for each part in the financial statements.

FINANCIAL STATEMENTS

Required Supplemental Information (Part A)
Management's Discussion & Analysis (MD&A)

BASIC STATEMENTS

District-Wide
Financial Statements



Fund
Financial Statements

Notes to the Basic Financial
Statements

Supplemental Information

General Fund Budget & Fund Balance Information

Capital Project Funds Schedule of Project Expenditures

General Fund Budget to Actual Schedule

ARDSLEY UNION FREE SCHOOL DISTRICT
Management's Discuss and Analysis (MD&A)
June 30, 2018

District-Wide Financial Statements

The District-wide financial statements are designed to provide readers with a broad overview of the District's finances in a manner similar to a private-sector business.

The Statement of Net Position presents information on all of the District's assets and liabilities, with the difference between the two reported as net position. Over time, increases and decreases in net position may serve as a useful indicator of whether the financial position of the District is improving or deteriorating. The District-wide financial statements using the full accrual basis of accounting has been in place for a number of years. Therefore, there continues to be an opportunity to provide a comparison with prior years' full accrual data, and to make comparisons to previous years.

The Statement of Activities presents information showing how the District's net position changed during the most recent fiscal year. All changes in net position are reported as soon as the underlying event giving rise to the change occurs, regardless of the timing of related cash flows. Thus, revenues and expenses are reported in this statement for some items that will only result in cash flows in future fiscal periods (e.g. certain federal/state grants earned but not yet received, unused vacation/sick leave, and proceeds from Revenue Anticipation Notes and related interest).

All of the District's services are reported in the District-wide financial statements as *governmental activities*, including general support, instruction, pupil transportation, community services, and school lunch. Property taxes, state/federal aid, and investment earnings finance most of these activities. Additionally, all capital and debt financing activities are reported here.

ARDSLEY UNION FREE SCHOOL DISTRICT
Management's Discuss and Analysis (MD&A)
June 30, 2018

Net Position (in thousands of dollars)

	<u>2018</u>	<u>2017</u>	<u>% Change</u>
Government Activities:			
Current Assets	\$ 23,818	\$ 24,802	-4.0%
Capital Assets	53,366	64,995	-17.9%
Net Pension Asset	<u>1,378</u>	<u>-</u>	100.0%
Total Assets	<u>78,562</u>	<u>89,797</u>	-12.5%
Deferred Outflows of Resources:			
Pension	11,202	15,458	-27.5%
OPEB	627	-	100.0%
Contributions Past Measurement	3,303	3,758	-12.1%
Defeasance Loss	<u>7</u>	<u>20</u>	-65.0%
Total Deferred Outflows of Resources	<u>15,139</u>	<u>19,236</u>	-21.3%
Current Liabilities	1,013	2,191	-53.8%
Long-Term Liabilities	90,452	56,557	59.9%
Net Pension Liability	<u>496</u>	<u>3,434</u>	-85.6%
Total Liabilities	<u>91,961</u>	<u>62,182</u>	47.9%
Deferred Inflows of Resources:			
Deferred Revenue - Other	535	478	11.9%
Deferred Revenue - OPEB	9,368	-	100.0%
Deferred Revenue - Pension	<u>130</u>	<u>45</u>	188.9%
Total Deferred Inflows of Resources	<u>10,033</u>	<u>523</u>	1818.4%
Net Position:			
Invested in Capital Assets	27,889	35,751	-22.0%
Restricted for:			
Debt Service	75	75	0.0%
General Fund Non-Spendable	-	-	0.0%
Capital	2,000	500	300.0%
Unemployment Insurance	250	250	0.0%
Employee Benefits Accrued Liability	1,542	1,841	-16.2%
Tax Certiorari	6,857	6,657	3.0%
Retirement Contributions	2,482	2,482	0.0%
Unrestricted	<u>(49,388)</u>	<u>(1,229)</u>	3918.6%
Total Net Position	<u>\$ (8,293)</u>	<u>\$ 46,327</u>	-117.9%

(Note: Totals may not add due to rounding)

ARDSLEY UNION FREE SCHOOL DISTRICT
Management's Discuss and Analysis (MD&A)
June 30, 2018

By far, the largest component of the District's new assets reflect its investment in capital assets, less any related debt used to acquire those assets that is still outstanding. The District uses these capital assets to provide services to the students and consequently, these assets are not available for future spending. Although the District's investment in its capital assets is reported net of related debt, it should be noted that the resources needed to repay this debt must be provided from other sources, since the capital assets themselves cannot be used to liquidate these liabilities.

Changes in Net Position from Operating Results (in thousands of dollars)

	Governmental Activities		
	2018	2017	% Change
<i>Revenues</i>			
Program Revenues:			
Charges for Services	\$ 4,412	\$ 4,617	-4.4%
Operating Grants and Contributions	<u>1,063</u>	<u>1,013</u>	4.9%
Total Program Revenues	<u>5,475</u>	<u>5,630</u>	-2.8%
General Revenues:			
Real Property Taxes	47,575	45,867	3.7%
Other Tax Items	5,262	5,669	-7.2%
Non-Property Taxes	548	512	7.0%
Use of Money & Property	400	205	95.1%
Sale of Property/Compensation for Loss	-	-	0.0%
State Sources	7,157	7,124	0.5%
Miscellaneous	467	293	59.4%
Medicaid	52	37	40.5%
Premium on Bond Issue	<u>-</u>	<u>-</u>	0.0%
Total General Revenues	<u>61,461</u>	<u>59,707</u>	2.9%
Total Revenues	<u>66,936</u>	<u>65,337</u>	2.4%
Program Expenses			
General Support	8,673	8,468	2.4%
Instruction	52,512	54,069	-2.9%
Pupil Transportation	2,486	2,399	3.6%
Community Services	720	687	4.8%
Cost of Food Sales	625	640	-2.3%
Other	<u>834</u>	<u>1,059</u>	-21.2%
Total Expenses	<u>65,850</u>	<u>67,322</u>	-2.2%
Change in Net Position	<u>\$ 1,086</u>	<u>\$ (1,985)</u>	-154.7%

(Note: Totals may not add due to rounding)

ARDSLEY UNION FREE SCHOOL DISTRICT
Management's Discuss and Analysis (MD&A)
June 30, 2018

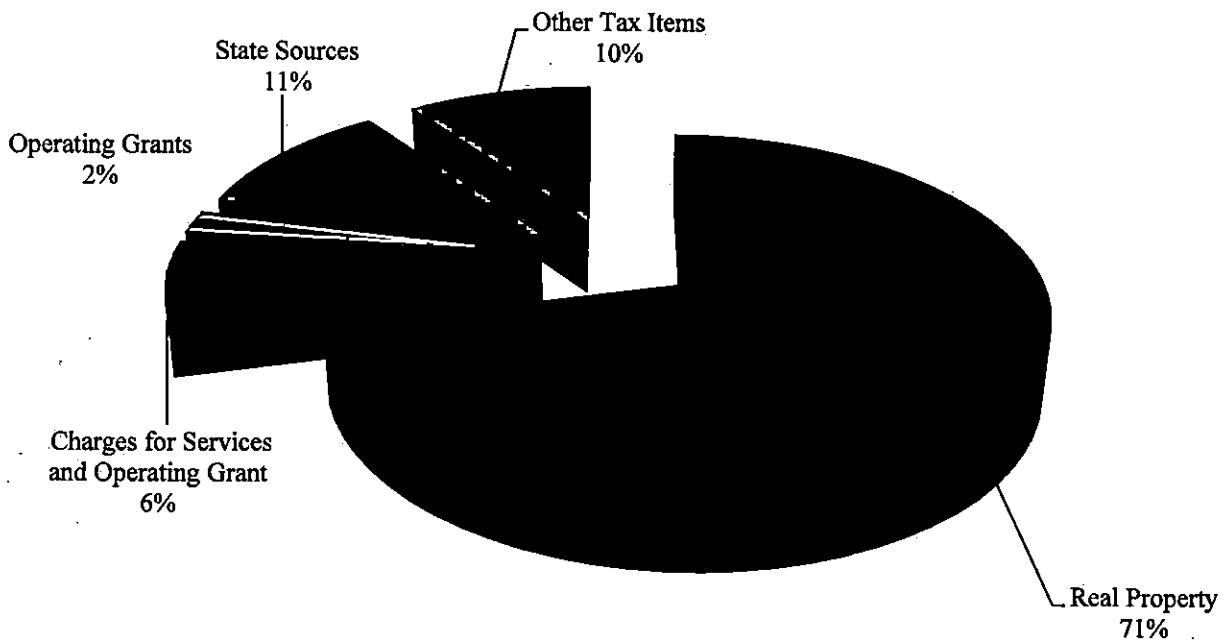
The following graph indicates that the District relies upon real property taxes as its primary revenue source and the largest expense is in the Instructional category.

Revenues increased by \$1.599 million. Real Property Taxes increased by \$1.708 million. State aid increased by \$0.033 million.

The Ardsley Union Free School District continues to manage transportation for the Quad Village districts. Ardsley Union Free School District recognized \$.272 million in revenue from the Quad Village and the addition of another School District's transportation management. The District also realized shared bus runs with neighboring districts. The District was able to underspend the transportation budget by \$.431 million.

The District increased facilities use which results in revenue of \$.017 million over budget. A rise in sales tax was caused by the variable local economy this year. This allowed the District to outperform the budget by \$.123 million.

Figure A-1
Sources of Revenues for Fiscal Year 2018




ARDSLEY UNION FREE SCHOOL DISTRICT
Management's Discuss and Analysis (MD&A)
June 30, 2018

Expenses decreased a total of \$1.471 million from 2017. The majority of the budget is comprised of salaries and benefits. These are contractual expenses. The District had been able to combine out-of-district bus runs with the Quad Village districts which have resulted in reduced costs for all the districts. Managing the Quad Village transportation has allowed the District to offset some of the administrative costs associated with running a transportation program.

The District settled Special Education claims thereby reducing legal exposure and anticipated costs. This year the District needed to send fewer students to resident and out-of-district programs. Ardsley Union Free School District was able to educate more of its special education population with in-house programs. This resulted in reduced special education costs.

Figure A-2
Expenses for Fiscal Year 2018



ARDSLEY UNION FREE SCHOOL DISTRICT
Management's Discuss and Analysis (MD&A)
June 30, 2018

Fund Financial Statements

The fund financial statements provide more detailed information about the District's funds, focusing on its most significant or *major* funds.

A fund is a grouping of related accounts, and is used to maintain control over resources that have been segregated for specific activities or objectives. The District, like other state and local governments, uses fund accounting to ensure and demonstrate compliance with finance related legal requirements. The District establishes other funds to control and manage money for particular purposes (such as repaying its long-term debts) or to show that it is properly using certain revenues (such as federal grants). All of the funds of the District can be divided into two categories; governmental funds, and fiduciary funds.

- ***Governmental Funds:*** All of the District's services are reported in governmental funds. Governmental fund reporting focuses on showing how money flows into and out of funds, and the balances left at year-end that are available for spending. They are reported using the modified accrual method of accounting, which measures cash and all other financial assets that can readily be converted into cash. The governmental fund statements provide a detailed short-term view of the District's operations and the services it provides. Governmental fund information helps the reader determine whether there are more or fewer financial resources available to be spent in the near future to finance the District's programs. Because this information does not encompass the additional long-term focus of the District-wide statements, additional information at the bottom of the governmental funds statements explains the relationship (or differences) between them.

- ***Fiduciary Funds:*** The District is the trustee, or *fiduciary*, for assets that belong to others, such as the scholarship fund and the student activities funds. The District is responsible for ensuring that the assets reported in these funds are used only for their intended purposes and by those to whom the assets belong. The District excludes these activities from the District-wide financial statements because it cannot use these assets to finance its operations.

ARDSLEY UNION FREE SCHOOL DISTRICT
 Management's Discuss and Analysis (MD&A)
 June 30, 2018

Fund Financial Analysis (District Funds)

The District's governmental funds, as presented on the balance sheet, reported a combined fund balance of \$19.157 million. The schedule below indicates the fund balance and the total change in fund balance by fund type as of June 30, 2018 and 2017:

	2018 Fund <u>Balance</u>	2017 Fund <u>Balance</u>	Increase <u>(Decrease)</u>
General	\$ 19,055,410	\$ 17,372,131	\$ 1,683,279
School Lunch	723,871	600,822	123,049
Special Aid	(721)	-	(721)
Debt Service	75,166	74,532	634
Capital	<u>(696,986)</u>	<u>142,356</u>	<u>(839,342)</u>
	<u>\$ 19,156,740</u>	<u>\$ 18,189,841</u>	<u>\$ 966,899</u>

Governmental Funds

The focus of the District's *governmental funds* is to provide information on near-term inflows, outflows and balances of *spendable* resources. Such information is useful in assessing the District's financing requirements. In particular, *unreserved fund balance* may serve as a useful measure of a government's net resources available for spending at the end of the fiscal year.

At the end of the current fiscal year, the District's governmental funds reported combined fund balances of \$19.157 million. Of this amount, \$2.094 million constitutes *unassigned fund balance*. The *unassigned fund balance* is available for spending at the District's discretion. \$2.587 million of the *assigned fund balance* is being used to offset the tax levy. The remainder of fund balance is *restricted* and not available for new spending because it has already been committed. The *restricted fund balances* include a reserve for employee benefits accrued liability of \$1.542 million, a reserve for retirement contributions of \$2.482 million, a reserve for tax certiorari of \$6.857 million, a reserve for unemployment insurance of \$.250 million, and a reserve for capital projects of \$2 million.

ARDSLEY UNION FREE SCHOOL DISTRICT
 Management's Discuss and Analysis (MD&A)
 June 30, 2018

The Chart below summarizes the various factors and financial issues which affected the District this year.

Budget Fluctuation Factors

Revenues:

<u>Revenues:</u>	<u>Description</u>
Non-Property Taxes	Sales tax higher than expected
Day School Tuition-Other Districts	Slight decrease in enrollment
Day School Tuition-Individuals	Slight decrease in enrollment
Transportation	Recognized revenue by using District buses to share special education runs with Quad Village districts. Assumed additional school Districts transportation management
ERATE	Took advantage of federal reimbursement for technology
Other Charges	Increased number of participants in swim lessons, camp, and after school programs
Interest & Earnings	Managed cash flows and joined additional municipal cooperative investment pool to increase interest income.
Facilities	Increased use of facilities by community and sports organizations
Refund of Prior Years Expenditures	Liquidated old payables and recognized BOCES refund

Expenditures:

Legal	Special Ed and District legal costs came in less than anticipated
Transportation	Fifty percent of Director of Transportation's salary was expensed to the Quad Village transportation which was paid for by the three other Quad Village districts. Savings were recognized by working with the Quad Village to transport students from each district to schools outside the districts
Operation of Plant	Facilities utilized gas heating to take advantage of cost savings
Retirement Incentive	Five staff members took advantage of the retirement incentive
Special Education	Students were able to attend in-house programs which resulted in decreased costs

ARDSLEY UNION FREE SCHOOL DISTRICT
Management's Discuss and Analysis (MD&A)
June 30, 2018

General Fund

The tables that follow assist in illustrating the financial activities and balances of the General Fund.

<u>Revenues (in thousands)</u>			
	2018	2017	Percentage
	<u>Amount</u>	<u>Amount</u>	<u>Change</u>
Taxes	\$ 47,575	\$ 45,867	3.7%
Use of Money & Property	400	205	95.1%
State/Federal Sources	7,089	6,665	6.4%
Other	<u>10,152</u>	<u>10,579</u>	-4.0%
	<u>\$ 65,216</u>	<u>\$ 63,316</u>	3.0%

(Note: Totals may not add due to rounding)

The property tax revenue is up 3.7%. Uses of Money and Property earnings are up by 95.1%. State Aid increased by 6.4%.

<u>Expenses by Object (in thousands)</u>			
	2018	2017	Percentage
	<u>Amount</u>	<u>Amount</u>	<u>Change</u>
Salaries and Wages	\$ 35,568	\$ 34,271	3.78%
Employee Benefits	12,572	13,257	-5.17%
Purchased Services	6,945	8,267	-15.99%
Equipment	431	527	-18.22%
Supplies	760	743	2.29%
BOCES	2,028	1,883	7.70%
Debt Service	4,631	4,667	-0.77%
Miscellaneous	<u>604</u>	<u>354</u>	70.62%
	<u>\$ 63,539</u>	<u>\$ 63,969</u>	-0.67%

The expenditures are down \$0.430 million or -0.67% from the prior year. Note that the increase in BOCES expenses is an offset of the decrease in Purchased Services. Contractual salaries and employee benefits continue to make up a significant portion of the annual expenditure budget representing 76% of the total expenditures.

ARDSLEY UNION FREE SCHOOL DISTRICT
Management's Discuss and Analysis (MD&A)
June 30, 2018

General Fund Budget Information

The District's budget is prepared in accordance with New York State Law and is based on the modified accrual basis of accounting, utilizing cash receipts, disbursements, and encumbrances. The most significant budgeted fund is the General Fund.

Revenues received were over the final budget by \$0.247 million, which on a budget of this size is essentially flat.

Expenditures were \$3.495 million less than the final budget. Cost savings in general support, instruction, pupil transportation and insurance contributed to a positive variance which enabled the District to offset an increase to the tax certiorari reserve and the reserve for retirement contributions.

The District budget development begins in Mid-October each year. After updating changes in revenue and expenditure assumptions, the operating budget begins at the school and department level. The department budgets are reviewed periodically to ensure management becomes aware of any significant variations during the year.

Capital Assets

At June 30, 2018, the District had \$34.036 million net of accumulated depreciation invested in a broad range of capital assets, including land, buildings and improvements, machinery and equipment and construction-in-progress.

The District's capital assets (net of accumulated depreciation) as of June 30, 2018, are as follows:

<u>Asset Description</u>	<u>2018</u>	<u>2017 Restated</u>
Land	\$ 1,179,121	\$ 1,179,121
Buildings and Improvements	50,066,791	39,337,128
Furniture and Equipment	1,456,776	1,646,390
Construction in Progress	<u>663,752</u>	<u>12,308,328</u>
	<u>\$ 53,366,440</u>	<u>\$ 54,470,967</u>

(Note: Totals may not add due to rounding)

More detailed information about the District's capital assets is presented in Note 7 to the financial statements.

ARDSLEY UNION FREE SCHOOL DISTRICT
Management's Discuss and Analysis (MD&A)
June 30, 2018

Debt

At June 30, 2018, the School District had \$87.143 million in general obligation and other long-term debt outstanding as follows:

	June 30	
	2018	Restated 2017
Bonds Payable	\$ 25,275,000	\$ 28,990,000
Less-Deferral on Refunding	-	-
Installment Purchase Debt	209,485	273,645
Other Post Employment Benefits		
Obligation Payable	61,626,476	68,329,913
Compensated Absences	32,167	38,401
Total	\$ 87,143,128	\$ 97,631,959

More detailed information about the District's long-term liabilities is presented in Note 8 to the financial statements.

Under current State statutes, the District's general obligation bonded debt issues are subject to a legal limitation based on the total full value of real property. At June 30, 2018, the District's general obligation debt was approximately 11% of its total debt limit.


Factors Bearing on the District's Future

At the time these financial statements were prepared and audited, the District was aware of existing circumstances that could significantly affect its fiscal impact in the future. The District must comply and budget within the Tax Cap freeze, Affordable Health Care regulations and all unfunded mandates established by the New York State Education Department. The District works with the Town of Greenburgh to stay apprised on pending tax certioraris. The District will continue to monitor changes in enrollment on an on-going basis.

Contact the District's Financial Management

It is the intent of this report to provide the District's citizens, taxpayers, customers, investors, and creditors with a general overview of the District's finances and to demonstrate the District's accountability for the funds it receives. Questions concerning any of the information provided in this report or requests for additional financial information should be addressed to the following:

Ardsley Union Free School District
Attn: Mr. Kelly E. Seibert
Assistant Superintendent for Business, Facilities & Operations
500 Farm Road
Ardsley, NY 10502



Sickler, Torchia
Allen & Churchill, CPA's, PC
Your Partner When It Counts

Robert J. Allen, CPA
Victor V. Churchill, CPA
Edward J. Gower II, CPA
Joseph J. Montalto, CPA
Craig R. Sickler, CPA
Michael A. Torchia, Jr., CPA, CVA

INDEPENDENT AUDITOR'S REPORT

To the Board of Education
Ardsley Union Free School District
Ardsley, New York

We have audited the accompanying financial statements of the governmental activities, each major fund and the aggregate remaining fund information of the Ardsley Union Free School District (the District) as of and for the year ended June 30, 2018, and the related notes to the financial statements, which collectively comprise the District's basic financial statements as listed in the table of contents.

Management's Responsibility for the Financial Statements

Management is responsible for the preparation and fair presentation of these financial statements in accordance with accounting principles generally accepted in the United States of America; this includes the design, implementation, and maintenance of internal control relevant to the preparation and fair presentation of financial statements that are free from material misstatement, whether due to fraud or error.

Auditor's Responsibility

Our responsibility is to express opinions on these basic financial statements based on our audit. We conducted our audit in accordance with auditing standards generally accepted in the United States of America and the standards applicable to financial audits contained in *Government Auditing Standards*, issued by the Comptroller General of the United States. Those standards require that we plan and perform the audit to obtain reasonable assurance about whether the basic financial statements are free of material misstatement.

An audit involves performing procedures to obtain audit evidence about the amounts and disclosures in the financial statements. The procedures selected depend on the auditor's judgment, including the assessment of the risks of material misstatement of the financial statements, whether due to fraud or error. In making those risk assessments, the auditor considers internal control relevant to the entity's preparation and fair presentation of the financial statements in order to design audit procedures that are appropriate in the circumstances, but not for the purpose of expressing an opinion on the effectiveness of the entity's internal control. Accordingly, we express no such opinion.

ARDSLEY UNION FREE SCHOOL DISTRICT

INDEPENDENT AUDITOR'S REPORT (CONTINUED)

An audit also includes evaluating the appropriateness of accounting policies used and the reasonableness of significant accounting estimates made by management, as well as evaluating the overall presentation of the financial statements.

We believe that the audit evidence we have obtained is sufficient and appropriate to provide a basis for our audit opinions.

Opinions

In our opinion, the financial statements referred to above present fairly in all material respects, the respective financial position of the government activities, each major fund, and the aggregate remaining fund information of the Ardsley Union Free School District as of June 30, 2018, and the respective changes in financial position, and, where applicable, cash flows thereof for the year then ended in accordance with accounting principles generally accepted in the United States of America.

Other Matters

Required Supplementary Information

Accounting principles generally accepted in the United States of America require that the management's discussion and analysis, revenues, expenditures – budget and actual, funding progress for other post-employment benefits, local government's proportionate share of net pension liability for New York State Employees' Retirement System, schedule of local government's contributions for the New York State Employees' Retirement System, schedule of local government's proportionate share of net pension liability for New York State Teachers' Retirement System and schedule of local government's contributions for the New York State Teachers' Retirement System as listed in the table of contents be presented to supplement the basic financial statements. Such information, although not a part of the basic financial statements, is required by the Governmental Accounting Standards Board, who considers it to be an essential part of financial reporting for placing the basic financial statements in an appropriate operational, economic, or historical context. We have applied certain limited procedures to the required supplementary information in accordance with auditing standards generally accepted in the United States of America, which consisted of inquiries of management about the methods of preparing the information and comparing the information for consistency with management's responses to our inquiries, the basic financial statements, and other knowledge we obtained during our audit of the basic financial statements. We do not express an opinion or provide any assurance on the information because the limited procedures do not provide us with sufficient evidence to express an opinion or provide any assurance.

Other Information

Our audit was conducted for the purpose of forming opinions on the financial statements that collectively comprise the Ardsley Union Free School District's basic financial statements. The supplemental schedules listed in the Table of Contents are presented for purposes of additional analysis and are not a required part of the basic financial statements.

ARDSLEY UNION FREE SCHOOL DISTRICT
INDEPENDENT AUDITOR'S REPORT (CONTINUED)

The supplemental schedules listed in the table of contents are the responsibility of management and were derived from and relate directly to the underlying accounting and other records used to prepare the basic financial statements. Such information has been subjected to the auditing procedures applied in the audit of the basic financial statements and certain additional procedures, including comparing and reconciling such information directly to the underlying accounting and other records used to prepare the basic financial statements or to the basic financial statements themselves, and other additional procedures in accordance with auditing standards generally accepted in the United States of America. In our opinion, the combining and individual non-major fund financial statements are fairly stated, in all material respects, in relation to the basic financial statements as a whole.

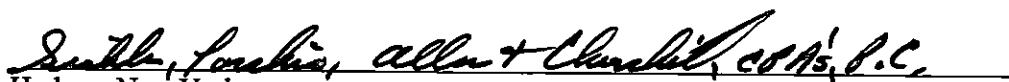
The Schedule of Change from Adopted Budget to Final Budget and Section 1318 Real Property Tax Law Limit Calculation, Schedule of Project Expenditures-Capital Projects Fund, and the Schedule of Net Investment in Capital assets, Net Related Debt have not been subject to the auditing procedures applied in the audit of the basic financial statements and, accordingly, we do not express an opinion or provide any assurance on them.

Change in Accounting Principle

As described in Note 3 to the financial statements, in 2018 the District adopted new accounting guidance, GASB No. 75, Accounting and Financial Reporting for Postemployment Benefits Other Than Pensions. Our opinion is not modified with respect to this matter.

Other Reporting by Government Auditing Standards

In accordance with *Government Auditing Standards*, we have also issued our report dated October 4, 2018, on our consideration of the Ardsley Union Free School District internal control over financial reporting and on our tests of its compliance with certain provisions of laws, regulations, contracts, grant agreements, and other matters. The purpose of that report is to describe the scope of our testing of internal control over financial reporting and compliance and the results of that testing and not to provide an opinion on the internal control over financial reporting or on compliance. That report is an integral part of an audit performed in accordance with *Government Auditing Standards* in considering Ardsley Union Free School District's internal control over financial reporting and compliance.


Hudson, New York
October 4, 2018

ARDSLEY UNION FREE SCHOOL DISTRICT
STATEMENT OF NET POSITION
JUNE 30, 2018

ASSETS

Cash:		
Unrestricted	\$	8,619,088
Restricted		13,203,351
Investments:		
Unrestricted		-
Restricted		-
Receivables:		
Taxes		-
State and Federal Aid		1,193,108
Due from Other Governments		643,936
Due from Fiduciary Funds		105,763
Other		37,231
Inventories		-
Deferred Expenditures		-
Prepaid Expenditure		15,407
Capital Assets, Net		53,366,440
Net Pension Asset-Proportionate Share		<u>1,377,702</u>
 Total Assets		 <u>78,562,027</u>

DEFERRED OUTFLOWS OF RESOURCES

Deferred Outflows - Pension	11,202,122
Deferred Outflows - OPEB	626,695
Deferred Outflows - Contributions Post Measurement	3,302,904
Defeasance Loss	<u>6,591</u>
Total Deferred Outflows of Resources	<u>15,138,312</u>

LIABILITIES

Payables:		
Accounts Payable	\$	483,868
Accrued Liabilities		333,103
Due to Other Governments		1,344
Due to Fiduciary Funds		-
Bond Interest and Matured Bonds		195,480
Notes Payable:		
Tax Anticipation		-
Revenue Anticipation		-
Bond Anticipation		-
Deferred Credits:		
Overpayments and Collections in Advance		-
Deferred Revenues - Other		-
Deferred Revenues - Planned Balance		-
Long-Term Liabilities:		
Due and Payable Within One Year:		
Bonds Payable	3,125,000	
Installment Purchase Debt Payable	77,656	
Due to Teachers' Retirement System	3,101,523	
Due to Employees' Retirement System	201,381	
Compensated Absences Payable	10,937	
Other Post Employment Benefits Payable	-	
Other Liabilities	-	
Due and Payable After One Year:		
Bonds Payable	22,150,000	
BANs Refinanced on a Long-Term Basis	-	
Installment Purchase Debt Payable	131,829	
Due to Teachers' Retirement System	-	
Due to Employees' Retirement System	-	
Compensated Absences Payable	21,230	
Other Post Employment Benefits Payable	61,626,476	
Net Pension Liability-Proportionate Share	496,235	
Other Liabilities	<u>4,531</u>	
Total Liabilities		<u>91,960,594</u>

DEFERRED INFLOWS OF RESOURCES

Deferred Revenue - Other	535,390
Deferred Revenue - OPEB	9,367,944
Deferred Revenue - Pension	<u>129,660</u>
Total Deferred Inflows of Resources	<u>10,032,994</u>

NET POSITION

Net Investment in Capital Assets	27,888,546
Restricted	
Debt Service	75,166
Capital	-
Other Legal Restrictions (Specify)	13,130,642
Unrestricted	<u>(49,387,603)</u>
Total Net Position	<u>\$ (8,293,249)</u>

See independent auditor's report and notes to the financial statements.

Note: Totals may not add due to rounding.

ARDSLEY UNION FREE SCHOOL DISTRICT
STATEMENT OF ACTIVITIES AND CHANGES IN NET POSITION
FOR THE YEAR ENDED JUNE 30, 2018

	Expenses	Indirect Expenses Allocation	Program Revenues		Net (Expense) Revenue and Changes in Net Position
			Charges for Services	Operating Grants	
FUNCTIONS/PROGRAMS					
General Support	\$ 5,974,803	\$ 2,697,319	\$ -	\$ -	\$ 8,672,122
Instruction	38,073,262	14,439,540	(3,822,605)	(941,982)	47,748,214
Pupil Transportation	2,111,574	373,932	-	-	2,485,506
Community Service	532,824	187,591	-	-	720,415
Employee Benefits	15,529,148	(15,529,148)	-	-	-
Debt Service	833,774	-	(634)	-	833,140
Other Expenses	-	-	-	-	-
Cafeteria Program	586,952	37,657	(588,855)	(121,146)	(85,393)
Depreciation	2,206,891	(2,206,891)	-	-	-
Total Functions and Programs	<u>65,849,227</u>	<u>0</u>	<u>(4,412,095)</u>	<u>(1,063,128)</u>	<u>60,374,004</u>
GENERAL REVENUES					
Real Property Taxes					47,574,541
Other Tax Items					5,261,600
Non Property Taxes					547,706
Use of Money and Property					400,022
Sale of Property and Compensation for Loss					-
Miscellaneous					466,528
State Sources					7,157,104
Federal Sources					-
Medicaid Reimbursement					52,335
Premium on Issuance of Refunding Net of Cost					-
Total General Revenues					<u>61,459,837</u>
Change in Net Position					<u>1,085,832</u>
Rounding					(3)
Total Net Position - Beginning of Year					46,327,448
Prior Period Adjustment - See Note 14					<u>(55,706,529)</u>
Total Net Position - Beginning of Year, as Restated					<u>(9,379,084)</u>
Total Net Position - End of Year					<u>\$ (8,293,252)</u>

Note: Totals may not add due to rounding.

See independent auditor's report and notes to the financial statements.

**ARDSLEY UNION FREE SCHOOL DISTRICT
BALANCE SHEET - GOVERNMENTAL FUNDS
JUNE 30, 2018**

	General	Debt Service	Capital Projects	Non-Major	Governmental Funds
ASSETS					
Cash:					
Unrestricted	\$ 7,904,895	\$ -	\$ 39,644	\$ 674,549	\$ 8,619,088
Restricted	13,130,642	72,709	-	-	13,203,351
Investments:					
Unrestricted	-	-	-	-	-
Restricted	-	-	-	-	-
Receivables:					
Taxes	-	-	-	-	-
Due from Other Funds	1,558,762	2,458	-	145,423	1,706,642
State and Federal Aid	500,482	-	-	692,626	1,193,108
Due from Other Governments	643,936	-	-	-	643,936
Other, Net of Allowance	37,231	-	-	-	37,231
Inventories	-	-	-	-	-
Deferred Expenditures	-	-	-	-	-
Prepaid Expenditures	15,407	-	-	-	15,407
Capital Assets, Net	-	-	-	-	-
Total Assets	\$ 23,791,356	\$ 75,166	\$ 39,644	\$ 1,512,598	\$ 25,418,764
LIABILITIES					
Payables:					
Accounts Payable	\$ 457,741	\$ -	\$ 3,848	\$ 22,280	\$ 483,868
Accrued Liabilities	333,103	-	-	-	333,103
Due to Other Funds	145,423	-	732,782	722,674	1,600,879
Due to Other Governments	1,233	-	-	111	1,344
Retainage Payable	-	-	-	-	-
Bond Interest and Matured Bonds	-	-	-	-	-
Notes Payable:					
Tax Anticipation	-	-	-	-	-
Revenue Anticipation	-	-	-	-	-
Bond Anticipation	-	-	-	-	-
Unearned Credits:					
Overpayments and Collections in Advance	-	-	-	-	-
Planned Balance	-	-	-	-	-
Long-Term Liabilities:					
Due to Teachers' Retirement System	3,101,523	-	-	-	3,101,523
Due to Employees' Retirement System	201,381	-	-	-	201,381
Compensated Absences Payable	-	-	-	-	-
Other Post Employment Benefits Payable	-	-	-	-	-
Judgments & Claims Payable	-	-	-	-	-
Other Liabilities	4,243	-	-	287	4,531
Total Liabilities	4,244,648	-	736,630	745,353	5,726,631
DEFERRED INFLOWS OF RESOURCES					
Deferred Revenue	491,297	-	-	44,093	535,390
Sale of Future Revenues	-	-	-	-	-
Total Deferred Inflows of Resources	491,297	-	-	44,093	535,390
FUND BALANCES					
Non-Spendable	15,407	-	-	-	15,407
Restricted	13,130,642	75,166	-	-	13,205,808
Committed	-	-	-	-	-
Assigned	3,117,672	-	-	723,871	3,841,543
Unassigned	2,791,690	-	(696,986)	(721)	2,093,984
Total Fund Balances	19,055,410	75,166	(696,986)	723,150	19,156,742
Total Liabilities and Fund Balances	\$ 23,791,355	\$ 75,166	\$ 39,644	\$ 1,512,597	\$ 25,418,762

Amounts reported for governmental activities in the Statement of Net Position are different because:					
Capital assets used in governmental activities are not financial resources and therefore are not reported in the funds.					\$ 53,366,440
Other long-term assets are not available to pay for current-period expenditures and therefore are deferred in the funds.					6,591
Long-term liabilities, including bonds payable, compensated absences and post-employment benefits, are not due and payable in the current period and therefore are not reported in the funds.					(83,409,009)
Other					2,585,985
Net Position of Governmental Activities					\$ (8,293,251)

Note: Totals may not add due to rounding.

See independent auditor's report and notes to the financial statements.

ARDSLEY UNION FREE SCHOOL DISTRICT
STATEMENT OF REVENUES, EXPENDITURES AND
CHANGES IN FUND BALANCES - GOVERNMENTAL FUNDS
FOR THE YEAR ENDED JUNE 30, 2018

	General	Debt Service	Capital Projects	Non-Major	Governmental Funds
REVENUES					
Real Property Taxes	\$ 47,574,541	\$ -	\$ -	\$ -	\$ 47,574,541
Other Tax Items	5,261,600	-	-	-	5,261,600
Nonproperty Taxes	547,706	-	-	-	547,706
Charges for Services	3,822,605	-	-	-	3,822,605
Use of Money and Property	400,022	634	-	-	400,656
Sale of Property and Compensation for Loss	-	-	-	-	-
Miscellaneous	466,528	-	-	41	466,569
Interfund Revenue	-	-	-	-	-
State Sources	7,088,524	-	68,581	462,756	7,619,860
Medicaid Reimbursement	52,335	-	-	-	52,335
Federal Sources	-	-	-	579,729	579,729
Surplus Food	-	-	-	20,643	20,643
Sales - School Lunch	-	-	-	588,814	588,814
Total Revenues	<u>65,213,861</u>	<u>634</u>	<u>68,581</u>	<u>1,651,984</u>	<u>66,935,060</u>
EXPENDITURES					
General Support	5,974,803	-	-	-	5,974,803
Instruction	37,102,170	-	-	1,149,693	38,251,864
Pupil Transportation	2,044,095	-	-	67,480	2,111,574
Community Service	532,824	-	-	-	532,824
Employee Benefits	12,971,465	-	-	-	12,971,465
Debt Service:					
Principal	-	3,787,537	-	-	3,787,537
Interest	-	843,216	-	-	843,216
Cost of Sales	-	-	-	586,952	586,952
Other Expenditures	-	-	-	-	-
Capital Outlay	-	-	923,762	-	923,762
Total Expenditures	<u>58,625,357</u>	<u>4,630,754</u>	<u>923,762</u>	<u>1,804,125</u>	<u>65,983,998</u>
Excess (Deficiency) of Revenues Over Expenditures	<u>6,588,504</u>	<u>(4,630,120)</u>	<u>(855,181)</u>	<u>(152,141)</u>	<u>951,062</u>
OTHER FINANCING SOURCES AND USES					
Proceeds from Bonds	-	-	-	-	-
Premium on Issuance of Refunding Bonds	-	-	-	-	-
Operating Transfers In	8,088	4,630,754	-	282,558	4,921,400
Operating Transfers (Out)	(4,913,313)	-	-	(8,088)	(4,921,401)
Payment to Refunded Bond Escrow Agent	-	-	-	-	-
Cost of Refunding Bond Issuance	-	-	-	-	-
Total Other Sources (Uses)	<u>(4,905,225)</u>	<u>4,630,754</u>	<u>-</u>	<u>274,470</u>	<u>(1)</u>
Excess (Deficiency) of Revenues and Other Sources Over Expenditures and Other Uses	1,683,280	634	(855,181)	122,329	951,061
Fund Balances - Beginning of Year, Restated	<u>17,372,128</u>	<u>74,533</u>	<u>158,196</u>	<u>600,821</u>	<u>18,205,678</u>
Fund Balances - End of Year	<u>\$ 19,055,408</u>	<u>\$ 75,167</u>	<u>\$ (696,985)</u>	<u>\$ 723,150</u>	<u>\$ 19,156,739</u>

Note: Totals may not add due to rounding.

See independent auditor's report and notes to the financial statements.

ARDSLEY UNION FREE SCHOOL DISTRICT
RECONCILIATION OF NET CHANGE IN GOVERNMENTAL FUND
BALANCES TO GOVERNMENTAL ACTIVITIES CHANGE IN NET POSITION
JUNE 30, 2018

Total net changes in fund balances - governmental funds \$ 951,061

Amounts reported for governmental *activities* in the Statement of Activities are different because:

Capital outlays to purchase or build capital assets are reported in governmental funds as expenditures. However, for governmental activities, those costs are shown in the statement and allocated over their estimated useful lives as annual depreciation expenses in the Statement of Activities. This is the amount by which depreciation exceeds capital outlays in the period.

Depreciation Expense	\$ (2,206,891)	
Capital Outlays	1,102,364	
Loss on Disposition	<u>-</u>	(1,104,527)

In the Statement of Activities, certain operating expenses--compensated absences (vacations), the Post Employment Benefits and special termination benefits (early retirement) and retirees' health insurance--are measured by the amounts *earned* during the year. In the governmental funds, however, expenditures for these items are measured by the amount of financial resources used (essentially, the amounts actually *paid*).

(2,031,578)

Some of the capital assets acquired this year were financed with capital leases. The amount financed by the leases is reported in the governmental funds as a source of financing. On the other hand, the capital leases are not revenues in the Statement of Activities, but rather constitute long-term liabilities in the Statement of Net Position.

-

Repayment of bond principal is an expenditure in the governmental funds, but it reduces long-term liabilities in the Statement of Net Position and does not affect the Statement of Activities.

3,787,537

Capitalized prepaid cost paid at bond refinancing amortized annually on entity-wide statements

(13,182)

Interest on long-term debt in the Statement of Activities differs from the amount reported in the governmental funds because interest is recorded as an expenditure in the funds when it is due, and thus requires the use of current financial resources. In the Statement of Activities, however, interest expense is recognized as the interest accrues, regardless of when it is due. The additional interest reported in the Statement of Activities is the result of accrued interest on bonds, leases, and contracts payable.

22,625

(Increase) decrease in proportionate share of net pension asset/liability reported in the Statement of Activities do not provide for or require the use of current financial resources and therefore are not reported as revenues or expenditures in the governmental funds.

Teachers' Retirement System
Employees' Retirement System

(536,314)
10,209

Change in net position of governmental activities.

\$ 1,085,831

Note: Totals may not add due to rounding.

See independent auditor's report and notes to the financial statements.

ARDSLEY UNION FREE SCHOOL DISTRICT
RECONCILIATION OF GOVERNMENTAL FUNDS
BALANCE SHEET TO THE STATEMENT OF NET POSITION
JUNE 30, 2018

	Total Governmental Funds	Long-Term Assets, Liabilities	Reclassifications and Eliminations	Statement of Net Position Totals
ASSETS				
Cash:				
Unrestricted	\$ 8,619,088	\$ -	\$ -	\$ 8,619,088
Restricted	13,203,351	-	-	13,203,351
Investments:				
Unrestricted	-	-	-	-
Restricted	-	-	-	-
Receivables:				
Taxes	-	-	-	-
Due from Other Funds	1,706,642	-	(1,600,879)	105,763
State and Federal Aid	1,193,108	-	-	1,193,108
Due from Other Governments	643,936	-	-	643,936
Other	37,231	-	-	37,231
Inventories	-	-	-	-
Deferred Expenditures	-	-	-	-
Prepaid Expenditures	15,407	-	-	15,407
Capital Assets, Net	-	53,366,440	-	53,366,440
Net Pension Asset - Proportionate Share	-	1,377,702	-	1,377,702
Total Assets	25,418,764	54,744,142	(1,600,879)	78,562,027
DEFERRED OUTFLOWS OF RESOURCES				
Deferred Outflow - Pension	-	11,202,122	-	11,202,122
Deferred Outflow - OPEB	-	626,695	-	626,695
Deferred Outflow - Contribution Post Measurement	-	3,302,904	-	3,302,904
Defeasance Loss	-	6,591	-	6,591
Total Deferred Outflows of Resources	-	15,138,312	-	15,138,312
Total Assets and Deferred Outflows of Resources	\$ 25,418,764	\$ 69,882,454	\$ (1,600,879)	\$ 93,700,339
LIABILITIES				
Payables:				
Accounts Payable	\$ 483,868	\$ -	\$ -	\$ 483,868
Accrued Liabilities	333,103	-	-	333,103
Due to Other Funds	1,600,879	-	(1,600,879)	-
Due to Other Governments	1,344	-	-	1,344
Bond Interest and Matured Bonds	-	195,480	-	195,480
Notes Payable:				
Tax Anticipation	-	-	-	-
Revenue Anticipation	-	-	-	-
Bond Anticipation	-	-	-	-
Deferred Credits:				
Overpayments and Collections in Advance	-	-	-	-
Planned Balance	-	-	-	-
Long-Term Liabilities:				
Bonds Payable	-	25,275,000	-	25,275,000
Installment Purchase Debt Payable	-	209,485	-	209,485
Due to Teachers' Retirement System	3,101,523	-	-	3,101,523
Due to Employees' Retirement System	201,381	-	-	201,381
Compensated Absences Payable	-	32,167	-	32,167
Other Post Employment Benefits Payable	-	61,626,476	-	61,626,476
Judgments & Claims Payable	-	-	-	-
Net Pension Liability - Proportionate Share	-	496,235	-	496,235
Other Liabilities	4,531	-	-	4,531
Total Liabilities	5,726,631	87,834,843	(1,600,879)	91,960,594
DEFERRED INFLOWS OF RESOURCES				
Deferred Revenue	535,390	9,497,604	-	10,032,994
Sale of Future Revenues	-	-	-	-
Total Deferred Inflows of Resources	535,390	9,497,604	-	10,032,994
FUND BALANCE/NET POSITION				
Total Fund Balance/Net Position	19,156,744	(27,449,993)	-	(8,293,249)
Total Liabilities, Deferred Inflows of Resources and Fund Balance/Net Position	\$ 25,418,764	\$ 69,882,454	\$ (1,600,879)	\$ 93,700,339

Note: Totals may not add due to rounding.

See independent auditor's report and notes to financial statements.

ARDSLEY UNION FREE SCHOOL DISTRICT
RECONCILIATION OF GOVERNMENTAL FUNDS STATEMENT OF REVENUES, EXPENDITURES, AND
CHANGES IN FUND BALANCES TO THE STATEMENT OF ACTIVITIES
FOR THE YEAR ENDED JUNE 30, 2018

	Total Governmental Funds	Long-Term Revenue, Expenses	Capital Related Items	Long-Term Debt Transactions	Statement of Activities Totals
REVENUES					
Real Property Taxes	\$ 47,574,541	\$ -	\$ -	\$ -	\$ 47,574,541
Other Tax Items	5,261,600	-	-	-	5,261,600
Non-Property Taxes	547,706	-	-	-	547,706
Charges for Services	3,822,605	-	-	-	3,822,605
Use of Money and Property	400,656	-	-	-	400,656
Sale of Property and Compensation for Loss	-	-	-	-	-
Miscellaneous	466,569	-	-	-	466,569
Interfund Revenue	-	-	-	-	-
State Sources	7,619,860	-	-	-	7,619,860
Medicaid Reimbursement	52,335	-	-	-	52,335
Federal Sources	579,729	-	-	-	579,729
Surplus Food	20,643	-	-	-	20,643
Sales - School Lunch	588,814	-	-	-	588,814
Total Revenues	66,935,060	-	-	-	66,935,060
EXPENDITURES/EXPENSES					
General Support	5,974,803	-	-	-	5,974,803
Instruction	38,251,864	-	(178,602)	-	38,073,262
Pupil Transportation	2,111,574	-	-	-	2,111,574
Community Service	532,824	-	-	-	532,824
Employee Benefits	12,971,465	2,557,683	-	-	15,529,148
Debt Service	4,630,754	-	-	(3,796,980)	833,774
Cost of Sales	586,952	-	-	-	586,952
Other Expenditures/Expenses	-	-	-	-	-
Capital Outlay	923,762	-	(923,762)	-	-
Depreciation	-	-	2,206,891	-	2,206,891
Total Expenditures/Expenses	65,983,998	2,557,683	1,104,527	(3,796,980)	65,849,227
Excess (Deficiency) of Revenues Over Expenditures/Expenses	<u>951,062</u>	<u>(2,557,683)</u>	<u>(1,104,527)</u>	<u>3,796,980</u>	<u>1,085,832</u>
OTHER SOURCES AND USES					
Proceeds from Refunding Bonds	-	-	-	-	-
Premium on Issuance of Refunding Bonds	-	-	-	-	-
Operating Transfers In	4,921,400	(4,921,400)	-	-	-
Operating Transfers (Out)	(4,921,400)	4,921,400	-	-	-
Payment to Refunded Bond Escrow Agent	-	-	-	-	-
Cost of Refunding Bond Issuance	-	-	-	-	-
Total Other Sources (Uses)	-	-	-	-	-
Net Change for the Year	\$ 951,062	\$ (2,557,683)	\$ (1,104,527)	\$ 3,796,980	\$ 1,085,832

Note: Totals may not add due to rounding.

ARDSLEY UNION FREE SCHOOL DISTRICT
STATEMENT OF FIDUCIARY NET POSITION
JUNE 30, 2018

	<u>Private Purpose Trusts</u>	<u>Agency</u>
ASSETS		
Cash	\$ 50,703	\$ 239,008
Accounts Receivable	-	-
Due from Other Funds	-	7,800
Prepaid Expenditures	-	-
	<hr/>	<hr/>
Total Assets	<u>\$ 50,703</u>	<u>\$ 246,808</u>
LIABILITIES		
Due to Other Funds	\$ -	\$ 113,564
Extraclassroom Activity Balances	-	132,039
Other Liabilities	-	1,204
	<hr/>	<hr/>
Total Liabilities	<u>-</u>	<u>\$ 246,808</u>
NET POSITION		
Reserved for Scholarships	<u>\$ 50,703</u>	

STATEMENT OF CHANGES IN FIDUCIARY NET POSITION
FOR THE YEAR ENDED JUNE 30, 2018

	<u>Private Purpose Trusts</u>
ADDITIONS:	
Contributions	\$ 4,160
Interest	-
Total Additions	<u>4,160</u>
DEDUCTIONS:	
Scholarships and Awards	<u>8,600</u>
Change in Net Position	(4,440)
Net Position - Beginning of Year	<u>55,143</u>
Net Position - End of Year	<u>\$ 50,703</u>

Note: Totals may not add due to rounding.

See independent auditor's report and notes to the financial statements.

ARDSLEY UNION FREE SCHOOL DISTRICT

NOTES TO THE FINANCIAL STATEMENTS

JUNE 30, 2018

NOTE 1 – SUMMARY OF CERTAIN SIGNIFICANT ACCOUNTING POLICIES:

The financial statements of the Ardsley Union Free School District (the “District”) have been prepared in conformity with generally accepted accounting principles (GAAP) as applied to governmental units. Those principles are prescribed by the Governmental Accounting Standards Board (GASB), which is the accepted standard-setting body for establishing governmental accounting and financial reporting principles.

Certain significant accounting principles utilized by the District are described below:

A. Reporting Entity:

The District is governed by the laws of New York State. The District is an independent entity governed by an elected Board of Education consisting of five members. The President of the Board serves as the chief fiscal officer and the Superintendent is the chief executive officer. The Board is responsible for, and controls all activities related to public school education within the District. Board members have authority to make decisions, power to appoint management, and primary accountability for all fiscal matters.

The reporting entity of the District is based upon criteria set forth by GASB Statement 14, *The Financial Reporting Entity*, as Amended by GASB Statement 39, *Component Units and GASB 61, The Financial Reporting Entity: Omnibus an Amendment of GASB No. 14 and No 39* and GASB 80, *Blending Requirements for Certain Component Units an amendment of GASB Statement No. 14*. The financial reporting entity consists of the primary government, organizations for which the primary government is financially accountable and other organizations for which the nature and significance of their relationship with the primary government are such that exclusion would cause the reporting entity’s financial statements to be misleading or incomplete.

The accompanying financial statements present the activities of the District and its component unit and other organizational entities determined to be includable in the District’s financial reporting entity. The District is not a component unit of another reporting entity. The decision to include a potential component unit in the District’s reporting entity is based on several criteria, including legal standing, fiscal dependency, and financial accountability. Based on the application of these criteria, the following is a brief description of certain entities included in the District’s reporting entity.

-- Extraclassroom Activity Funds:

The Extraclassroom Activity Funds of the District represent funds of the students of the District. The Board of Education exercises general oversight of these funds. The Extraclassroom Activity Funds are independent of the District with respect to its financial transactions and the designation of student management. Separate audited financial statements (cash basis) of the Extraclassroom Activity Funds can be found at the District’s business office. The District accounts for assets held as an agent for various student organizations in an agency fund.

See independent auditor’s report.

ARDSLEY UNION FREE SCHOOL DISTRICT

NOTES TO THE FINANCIAL STATEMENTS (CONTINUED)

JUNE 30, 2018

NOTE 1 – SUMMARY OF CERTAIN SIGNIFICANT ACCOUNTING POLICIES (CONTINUED):

B. Joint Venture:

The District is a component district in the Southern Westchester County Board of Cooperative Education Services (BOCES). A BOCES is a voluntary, cooperative association of school districts in a geographic area that shares planning, services, and programs that provide educational and support activities.

BOCES are organized under §1950 of the New York State Education Law. A BOCES Board is considered a corporate body. Members of a BOCES Board are nominated and elected by their component member boards in accordance with provisions of §1950 of the New York State Education Law. All BOCES property is held by the BOCES Board as a corporation (§1950(6)). In addition, BOCES Boards also are considered municipal corporations to permit them to contract with other municipalities on a cooperative basis under §119-n(a) of the New York State General Municipal Law.

A BOCES' budget is comprised of separate budgets for administrative, program and capital costs. Each component district's share of administrative and capital cost is determined by resident public school district enrollment, as defined in the New York State Education Law, §1950(4)(b)(7). In addition, component districts pay tuition or a service fee for programs in which its students participate.

During the year, the District was billed \$2,080,195 for BOCES administrative and program costs.

The District's share of BOCES aid amounted to \$485,570.

The basic financial statements for the BOCES are available from the BOCES administrative office.

C. Basis of Presentation:

I. District-Wide Statements:

The Statement of Net Position and the Statement of Activities present financial information about the District's governmental activities. These statements include the financial activities of the overall government in its entirety, except those that are fiduciary. Eliminations have been made to minimize the double counting of internal transactions. Governmental activities generally are financed through taxes, State aid, intergovernmental revenues, and other exchange and non-exchange transactions. Operating grants include operating-specific and discretionary (either operating or capital) grants, while the capital grants column reflects capital-specific grants.

See independent auditor's report.

ARDSLEY UNION FREE SCHOOL DISTRICT

NOTES TO THE FINANCIAL STATEMENTS (CONTINUED)

JUNE 30, 2018

NOTE 1 – SUMMARY OF CERTAIN SIGNIFICANT ACCOUNTING POLICIES (CONTINUED):

The Statement of Activities presents a comparison between direct expenses and program revenues for each function of the District's governmental activities. Direct expenses are those that are specifically associated with and are clearly identifiable to a particular function. Program revenues include charges paid by the recipients of goods or services offered by the programs, and grants and contributions that are restricted to meeting the operational or capital requirements of a particular program. Revenues that are not classified as program revenues, including all taxes, are presented as general revenues.

II. Fund Financial Statements:

The fund financial statements provide information about the District's funds, including fiduciary funds. Separate statements for each category (governmental and fiduciary) are presented. The emphasis of fund financial statements is on major governmental funds. All remaining governmental funds are aggregated and reported as non-major funds.

The District reports the following major governmental funds:

a. General Fund:

This is the District's primary operating fund. It accounts for all financial transactions that are not required to be accounted for in another fund.

b. Capital Projects Funds:

Capital Projects Funds are used to account for and report financial resources used for the acquisition, construction, or major repair of capital facilities. For these funds, each capital project is assessed to determine whether it is a major or non-major fund.

c. Debt Service Fund:

Debt Service Fund is used for the accumulation of resources and the payment of principal and interest on long-term general obligation debt of governmental activities.

The District reports the following non-major governmental funds:

a. Special Revenue Funds:

Special revenue funds are used to account for the proceeds of specific revenue sources that are legally restricted to expenditure for specified purposes. Special revenue funds include the following funds:

See independent auditor's report.

ARDSLEY UNION FREE SCHOOL DISTRICT

NOTES TO THE FINANCIAL STATEMENTS (CONTINUED)

JUNE 30, 2018

NOTE 1 – SUMMARY OF CERTAIN SIGNIFICANT ACCOUNTING POLICIES (CONTINUED):

1. Special Aid Fund – Special Aid Fund is used to account for special operating projects or programs supported in whole, or in part, with Federal funds or State or Local grants.
2. Cafeteria Fund – Cafeteria Fund is used to account for transactions of lunch, breakfast, and milk programs.

b. Fiduciary Funds:

Fiduciary activities are those in which the District acts as trustee or agent for resources that belong to others. These activities are not included in the District-wide financial statements, because their resources do not belong to the District, and are not available to be used.

1. Private Purpose Trust Funds: These funds are used to account for trust arrangements in which principal and income benefits annual third party awards and scholarships for students. Established criteria govern the use of the funds and members of the District or representatives of the donors may serve on committees to determine who benefits.
2. Agency Funds: These funds are strictly custodial in nature and do not involve the measurement of results of operations. Assets are held by the District as agent for various student groups or Extraclassroom activity funds and for payroll or employees' withholding.

D. Measurement Focus and Basis of Accounting:

Accounting and financial reporting treatment is determined by the applicable measurement focus and basis of accounting. Measurement focus indicates the type of resources being measured such as current financial resources or economic resources. The basis of accounting indicates the timing of transactions or events for recognition in the financial statements.

The District-wide and fiduciary fund financial statements are reported using the economic resources measurement focus and the accrual basis of accounting. Revenues are recorded when earned and expenses are recorded at the time liabilities are incurred, regardless of when the related cash transaction takes place. Non-exchange transactions, in which the District gives or receives value without directly receiving or giving equal value in exchange, include property taxes, grants, and donations. On an accrual basis, revenue from property taxes is recognized in the fiscal year for which the taxes are levied. Revenue from grants and donations is recognized in the fiscal year in which all eligibility requirements have been satisfied.

ARDSLEY UNION FREE SCHOOL DISTRICT

NOTES TO THE FINANCIAL STATEMENTS (CONTINUED)

JUNE 30, 2018

NOTE 1 – SUMMARY OF CERTAIN SIGNIFICANT ACCOUNTING POLICIES (CONTINUED):

The governmental fund statements are reported using the current financial resources measurement focus and the modified accrual basis of accounting. Under this method, revenues are recognized when measurable and available. The District considers all revenues reported in the governmental funds to be available if the revenues are collected within 365 days after the end of the fiscal year, including real property taxes.

Expenditures are recorded when the related fund liability is incurred, except for principal and interest on general long-term debt, claims and judgments, and compensated absences, which are recognized as expenditures to the extent they have matured. General capital asset acquisitions are reported as expenditures in governmental funds. Proceeds of general long-term debt and acquisitions under capital leases are reported as other financing sources.

E. Cash (and Cash Equivalents) and Investments:

The District's cash and cash equivalents consist of cash on hand, demand deposits, and short-term investments with original maturities of three months or less from date of acquisition. New York State law governs the District's investment policies. Resources must be deposited in FDIC-insured commercial banks or trust companies located within the State. Permissible investments include obligations of the United States Treasury, United States Agencies, repurchase agreements and obligations of New York State or its localities. Collateral is required for demand and time deposits and certificates of deposit not covered by FDIC insurance. Obligations that may be pledged as collateral are obligations of the United States and its agencies and obligations of the State and its municipalities and Districts. Investments are stated at fair value.

F. Property Taxes:

Real property taxes are levied annually by the Board of Education no later than September 1st, and become a lien on August 25th. Taxes are collected during the period September 1st to January 31st.

Uncollected real property taxes are subsequently enforced by the Town of Greenburgh in which the District is located. The Town of Greenburgh pays an amount representing uncollected real property taxes transmitted to the Town of Greenburgh for enforcement to the District no later than the following April 1.

G. Accounts Receivable:

An allowance for uncollectible accounts has been provided for certain amounts that may not be collectible within 365 days.

ARDSLEY UNION FREE SCHOOL DISTRICT

NOTES TO THE FINANCIAL STATEMENTS (CONTINUED)

JUNE 30, 2018

NOTE 1 – SUMMARY OF CERTAIN SIGNIFICANT ACCOUNTING POLICIES (CONTINUED):

H. Inventories and Prepaid Items:

Inventories of food in the Cafeteria Fund are recorded at cost on a first-in, first-out basis, or in the case of surplus food, at stated value that approximates market. Purchases of inventoriable items in other funds are recorded as expenditures at the time of purchase, and are considered immaterial in amount.

Prepaid items represent payments made by the District for which benefits extend beyond year-end. These payments to vendors reflect costs applicable to future accounting periods and are recorded as prepaid items in both the District-wide and fund financial statements. These items are reported as assets on the Statement of Net Position or balance sheet using the consumption method. A current asset for the prepaid amounts is recorded at the time of purchase and an expense/expenditure is reported in the year the goods or services are consumed.

A portion of the fund balance in the amount of these non-liquid assets (inventories and prepaid items) has been identified as not available for other subsequent expenditures.

I. Interfund Transactions:

The operations of the District include transactions between funds. These transactions may be temporary in nature, such as with interfund borrowings. The District typically loans resources between funds for the purpose of providing cash flow. These interfund receivables and payables are expected to be repaid within one year. Permanent transfers of funds include the transfer of expenditure and revenues to provide financing or other services.

In the District-wide statements, the amounts reported on the Statement of Net Position for interfund receivables and payables represent amounts due between different fund types (governmental activities and fiduciary funds). Eliminations have been made for all interfund receivables and payables between the funds, with the exception of those due from or to the fiduciary funds.

The governmental funds report all interfund transactions as originally recorded. Interfund receivables and payables may be netted on the accompanying governmental funds balance sheet when it is the District's practice to settle these amounts at a net balance based upon the right of legal offset.

Refer to Note 8 for a detailed disclosure by individual fund for interfund receivables, payables, expenditures and revenues activity.

ARDSLEY UNION FREE SCHOOL DISTRICT

NOTES TO THE FINANCIAL STATEMENTS (CONTINUED)

JUNE 30, 2018

NOTE 1 – SUMMARY OF CERTAIN SIGNIFICANT ACCOUNTING POLICIES (CONTINUED):

J. Other Assets/Restricted Assets:

Certain proceeds from serial bonds and bond anticipation notes, as well as resources set aside for their repayment, are classified as restricted assets in the District-wide financial statements and their use is limited by applicable bond covenants.

In the District-wide financial statements, bond issuance costs are capitalized and amortized over the life of the debt issue. In the funds statements these same costs are netted against bond proceeds and recognized in the period of issuance.

K. Capital Assets:

Capital assets are reported at actual cost for acquisitions. Donated assets are reported at estimated fair market value at the time received.

Capitalization thresholds (the dollar value above which asset acquisitions are added to the capital asset accounts), depreciation methods, and estimated useful lives of capital assets reported in the District-wide statements are as follows:

	Capitalization Threshold	Depreciation Method	Estimated Useful Life
Building Improvements	\$1,000	Straight-Line	20-50 Years
Machinery and Equipment	\$1,000	Straight-Line	5-20 Years

L. Deferred Outflows and Inflows of Resources:

In addition to assets, the Statement of Net Position will sometimes report a separate section for deferred outflows of resources. This separate financial statement element, deferred outflows of resources, represents a consumption of net position that applies to a future period so it will not be recognized as an outflow of resources (expense/expenditure) until then. The government has three items that qualify for reporting in this category. First is the deferred charge on refunding reported in the government-wide Statement of Net Position. A deferred charge on refunding results from the difference in the carrying value of refunded debt and its reacquisition price. This amount is deferred and amortized over the shorter of the life of the refunded or refunding debt. The second item is related to pensions reported in the District-wide Statement of Net Position. This represents the effect of the net change in the District's proportion of the collective net pension asset or liability and difference during the measurement period between the District's contributions and its proportion share of total contributions to the pension systems not included in pension expense. Lastly are the District contributions to the pension systems (TRS and ERS Systems) subsequent to the measurement date.

ARDSLEY UNION FREE SCHOOL DISTRICT

NOTES TO THE FINANCIAL STATEMENTS (CONTINUED)

JUNE 30, 2018

NOTE 1 – SUMMARY OF CERTAIN SIGNIFICANT ACCOUNTING POLICIES (CONTINUED):

In addition to liabilities, the statement of net position will sometimes report a separate section for deferred inflows of resources. This separate financial statement element, deferred inflows of resources, represents an acquisition of net position that applies to a future period(s) and so will not be recognized as an inflow of resources (revenue) until that time. The District has two items that qualify for reporting in this category. First arises only under a modified accrual basis of accounting and is reported as unavailable revenue – property taxes. The second item is related to pensions reported in the District-wide Statement of Net Position. This represents the effect of the net change in the District's proportion of the collective net pension liability (ERS System) and difference during the measurement periods between the District's contributions and its proportionate share of total contributions to the pension systems not included in pension expense.

M. Vested Employee Benefits:

The District employees (primarily twelve month staff) are granted vacation in varying amounts, based primarily on length of service and service position. Some earned benefits may be forfeited if not taken within varying time periods.

Under the terms of existing collective bargaining agreements, the District is required to compensate retiring employees for unused vacation leave. The District is not required to compensate employees for accumulated sick leave.

Consistent with GASB Statement 16, Accounting for Compensated Absences, an accrual for accumulated sick leave is included in the compensated absences liability in the District-wide financial statements. The compensated absences liability is calculated based on the pay rates in effect at year end.

In the funds statements only the amount of matured liabilities is accrued within the General Fund based upon expendable and available financial resources. These amounts are expensed on a pay-as-you-go basis.

N. Other Benefits:

District employees participate in the New York State Employees' Retirement System and the New York State Teachers' Retirement System.

In addition to providing pension benefits, the District provides health insurance coverage and survivor benefits for retired employees and their survivors in accordance with various employment contracts (subject to available health bank). Health insurance in retirement is paid for employees in accordance with their respective bargaining agreement or contract. Health care benefits are provided through plans whose premiums are based on the benefits paid during the year.

Some costs of providing post-retirement benefits are shared between the District and the retired employee.

See independent auditor's report.

ARDSLEY UNION FREE SCHOOL DISTRICT

NOTES TO THE FINANCIAL STATEMENTS (CONTINUED)

JUNE 30, 2018

NOTE 1 – SUMMARY OF CERTAIN SIGNIFICANT ACCOUNTING POLICIES (CONTINUED):

The District recognizes the cost of providing health insurance by recording its share of insurance premiums as an expenditure or operating transfer to other funds in the General Fund in the year paid.

O. Unearned Revenue:

Unearned revenues are reported when potential revenues do not meet both the measurable and available criteria for recognition in the current period. Unearned revenues also arise when resources are received by the District before it has legal claim to them, as when grant monies are received prior to the incidence of qualifying expenditures. In subsequent periods, when both recognition criteria are met, or when the District has legal claim to the resources, the liability for deferred revenues is removed and revenues are recorded.

P. Restricted Resources:

When an expense is incurred for purposes for which both restricted and unrestricted net assets are available, the District's policy concerning which to apply first varies with the intended use, and with associated legal requirements, many of which are described elsewhere in these Notes.

Q. Estimates:

The preparation of financial statements in conformity with accounting principles generally accepted in the United States of America requires management to make estimates and assumptions that affect the reported amount of assets and liabilities and disclosure of contingent assets and liabilities at the date of the financial statements and the reported revenues and expenses during the reporting period. Actual results could differ from those estimates. Estimates and assumptions are made in a variety of areas, including computation of encumbrances, compensated absences, potential contingent liabilities, and useful lives of long-lived assets.

R. Short-Term Debt:

The District may issue Revenue Anticipation Notes and Tax Anticipation Notes, in anticipation of the receipt of revenues. These notes are recorded as a liability of the fund that will actually receive the proceeds from the issuance of the notes. The RANs and TANs represent a liability that will be extinguished by the use of expendable, available resources of the fund.

The District may issue budget notes up to an amount not to exceed 5% of the amount of the annual budget during any fiscal year for expenditures for which an insufficient or no provision is made in the annual budget. The budget note must be repaid no later than the close of the second fiscal year succeeding the year in which the note was issued.

See independent auditor's report.

ARDSLEY UNION FREE SCHOOL DISTRICT

NOTES TO THE FINANCIAL STATEMENTS (CONTINUED)

JUNE 30, 2018

NOTE 1 – SUMMARY OF CERTAIN SIGNIFICANT ACCOUNTING POLICIES (CONTINUED):

The District may issue Bond Anticipation Notes, in anticipation of proceeds from the subsequent sale of bonds. These notes are recorded as current liabilities of the funds that will actually receive the proceeds from the issuance of bonds. State law requires that BANs issued for capital purposes be converted to long-term financing within five years after the original issue date.

The District may issue deficiency notes up to an amount not to exceed 5% of the amount of that same year's annual budget in any fund or funds arising from revenues being less than the amount estimated in the budget for that fiscal year. The deficiency notes may mature no later than the close of the fiscal year following the fiscal year in which they were issued. However, they may mature no later than the close of the second fiscal year after the fiscal year in which they were issued, if the notes were authorized and issued after the adoption of the budget for the fiscal year following the year in which they were issued.

S. Accrued Liabilities and Long-Term Obligations:

Payables, accrued liabilities, and long-term obligations are reported in the District-wide financial statements. In the governmental funds, payables and accrued liabilities are paid in a timely manner and in full from current financial resources. Claims and judgments, and compensated absences that will be paid from governmental funds, are reported as a liability in the funds financial statements only to the extent that they are due for payment in the current year. Bonds and other long-term obligations that will be paid from governmental funds are recognized as a liability in the fund financial statements when due.

Long-term obligations represent the District's future obligations or future economic outflows. The liabilities are reported as due in one year or due within more than one year in the Statement of Net Position.

T. Equity Classifications:

I. District-Wide Statements:

In the District-wide statements there are three classes of net position:

- a. *Investment in Capital Assets, Net of Related Debt* – consists of net capital assets (cost less accumulated depreciation) reduced by outstanding balances of related debt obligations from the acquisition, construction or improvements of those assets.
- b. *Restricted Net Position* – reports net position when constraints placed on the position are either externally imposed by creditors (such as through debt covenants), grantors, contributors, or laws or regulations of other governments, or imposed by law through constitutional provisions or enabling legislation.

See independent auditor's report.

ARDSLEY UNION FREE SCHOOL DISTRICT

NOTES TO THE FINANCIAL STATEMENTS (CONTINUED)

JUNE 30, 2018

NOTE 1 – SUMMARY OF CERTAIN SIGNIFICANT ACCOUNTING POLICIES (CONTINUED):

- c. *Unrestricted Net Position* – reports all other net position that does not meet the definition of the above two classifications and is deemed to be available for general use by the District.

II. Funds Statements:

In the fund basis statements there are five classifications of fund balance:

- a. *Non-spendable fund balance* - Includes amounts that cannot be spent because they are not in spendable form or legally or contractually required to be maintained intact. The General Fund has \$15,407 of prepaid expense at year-end in this classification
- b. *Restricted* – includes amounts with constraints placed on the use of resources either externally imposed by creditors, grantors, contributors or laws or regulations of other governments; or imposed by law through constitutional provisions or enabling legislation. All encumbrances of funds other than the General Fund are classified as indicated below. The District has established the following restricted fund balances:

1. Capital:

According to Education Law §3651, this fund must be used to pay the cost of any object or purpose for which bonds may be issued. The creation of capital reserve fund requires authorization by a majority of the voters establishing the purpose of the reserve, the ultimate amount, its probable term and the source of the funds. Expenditures may be made from the reserve only for a specific purpose further authorized by the voters. The form for the required legal notice for the vote on establishing and funding the reserve and the form of the proposition to be placed on the ballot are set forth in §3651 of the Education Law. This reserve is accounted for in the General Fund under Restricted Fund Balance.

2. Debt Service:

According to General Municipal Law §6-1, the Mandatory Reserve for Debt Service must be established for the purpose of retiring the outstanding obligations upon the sale of District property or capital improvement that was financed by obligations that remain outstanding at the time of sale. The funding of the reserve is from the proceeds of the sale of School District property or capital improvement.

See independent auditor's report.

ARDSLEY UNION FREE SCHOOL DISTRICT
NOTES TO THE FINANCIAL STATEMENTS (CONTINUED)

JUNE 30, 2018

NOTE 1 – SUMMARY OF CERTAIN SIGNIFICANT ACCOUNTING POLICIES (CONTINUED):

3. Employee Benefit Accrued Liability:

According to General Municipal Law §6-p, this fund must be used for the payment of accrued employee benefit due an employee upon termination of the employee's service. This reserve may be established by a majority vote of the Board and is funded by budgetary appropriations and such other reserves and funds that may be legally appropriated.

4. Insurance (*not currently utilized*):

According to General Municipal Law §6-n, this fund must be used to pay liability, casualty and other types of losses, except losses incurred for which the following types of insurance may be purchased: life, accident, health, annuities, fidelity and surety, credit, title residual value and mortgage guarantee. In addition, this reserve may not be used for any purpose for which a special reserve may be established pursuant to law (for example, for unemployment compensation insurance). The reserve may be established by Board action and funded by budgetary appropriations or such other funds as may be legally appropriated. There is no limit on the amount that may be accumulated in the Insurance Reserve; however, the annual contribution to this reserve may not exceed the greater of \$33,000 or 5% of the budget. Settled or compromised claims up to \$25,000 may be paid from the reserve without judicial approval.

5. Liability Claims and Property Loss (*not currently utilized*):

According to Education Law §1709(8)(c), this fund must be used to pay for liability claims and property loss incurred. Separate funds for liability claims and property loss are required and these reserves may not in total exceed 3% of the annual budget or \$15,000, whichever is greater. This type of reserve fund may be utilized only by school districts, except city school districts with a population greater than 125,000.

6. Repairs (*not currently utilized*):

According to General Municipal Law §6-d, this fund must be used to pay the cost of repairs to capital improvements or equipment, which repairs are of a type not recurring annually. The Board of Education without voter approval may establish a repair reserve fund by a majority vote of its members. Voter approval is required to fund this reserve (Opinion of the New York State Comptroller 81-401). Expenditures from this reserve may be made only after a public hearing has been held, except in emergency situations. If no hearing is held, the amount expended must be repaid to the reserve fund over the next two subsequent fiscal years.

See independent auditor's report.

ARDSLEY UNION FREE SCHOOL DISTRICT

NOTES TO THE FINANCIAL STATEMENTS (CONTINUED)

JUNE 30, 2018

NOTE 1 – SUMMARY OF CERTAIN SIGNIFICANT ACCOUNTING POLICIES (CONTINUED):

7. Retirement Contributions:

According to General Municipal Law §6-r, this fund must be used for financing retirement contributions. The reserve must be accounted for separate and apart from all other funds and a detailed report of the operation and condition of the fund must be provided to the Board.

8. Tax Certiorari:

According to Education Law §3651.1-a, this fund must be used to establish a reserve fund for tax certiorari and to expend from the fund without voter approval. The monies held in the reserve shall not exceed the amount that might reasonably be deemed necessary to meet anticipated judgments and claims arising out of tax certiorari proceedings. Any resources deposited to the reserve which are not expended for tax certiorari proceedings in the year such monies are deposited must be returned to the General Fund on or before the first day of the fourth fiscal year after deposit of these monies.

9. Unemployment Insurance:

According to General Municipal Law §6-m, this fund must be used to pay the cost of reimbursement to the State Unemployment Insurance Fund for payments made to claimants where the employer has elected to use the benefit reimbursement method. The reserve may be established by Board action and is funded by budgetary appropriations and such other funds as may be legally appropriated. Within sixty days after the end of any fiscal year, excess amounts may either be transferred to another reserve or the excess applied to the appropriations of the next succeeding fiscal year's budget. If the District elects to convert to tax (contribution) basis, excess resources in the fund over the sum sufficient to pay pending claims may be transferred to any other reserve fund.

10. Workers' Compensation (*not currently utilized*):

According to General Municipal Law §6-j, this fund must be used to pay for compensation benefits and other expenses authorized by Article 2 of the Workers' Compensation Law and for payment of expenses of administering this self-insurance program. The reserve may be established by Board action, and is funded by budgetary appropriations and such other funds as may be legally appropriated. Within sixty days after the end of any fiscal year, excess amounts may either be transferred to another reserve or the excess applied to the appropriations of the next succeeding fiscal year's budget.

ARDSLEY UNION FREE SCHOOL DISTRICT
 NOTES TO THE FINANCIAL STATEMENTS (CONTINUED)

JUNE 30, 2018

NOTE 1 – SUMMARY OF CERTAIN SIGNIFICANT ACCOUNTING POLICIES (CONTINUED):

11. Encumbrances:

Encumbrance accounting, under which purchase orders, contracts and other commitments of expenditures are recorded for budgetary control purposes in order to reserve applicable appropriations, is employed as a control in preventing over-expenditure of established appropriations. Open encumbrances for specific purposes for which resources have been restricted, committed or assigned do not result in separate display of the encumbered amounts within those classifications/funds.

Restricted fund balance includes the following:

General Fund:	
Capital Reserve	\$ 2,000,000
Tax Certiorari	6,856,540
Employee Benefit Accrued Liability	1,541,957
Unemployment Insurance	250,000
Retirement Contribution	2,482,144
Debt Service Fund	
Debt Service	<u>75,166</u>
Total Restricted Funds	<u>\$ 13,205,807</u>

- c. *Committed* – Includes amounts that can only be used for the specific purposes pursuant to constraints imposed by formal action of the District’s highest level of decision making authority, i.e., the Board of Education. The District has no committed fund balances as of June 30, 2018.
- d. *Assigned* – Includes amounts that are constrained by the District’s intent to be used for specific purposes, but are neither restricted nor committed. All encumbrances are classified as Assigned Fund Balance in the General Fund and Cafeteria Fund. Encumbrances reported in the General Fund amounted to \$530,218 and Cafeteria Fund amounted to \$26,419. Additionally, \$2,587,454 is appropriated to the 2017-2018 budget as Assigned Fund Balance.
- e. *Unassigned* – Includes all other General Fund net assets that do not meet the definition of the above four classifications and are deemed to be available for general use by the District.

NYS Real Property Tax Law 1318 limits the amount of unexpended surplus funds a school district can retain to no more than 4% of the District’s budget for the General Fund for the ensuing fiscal year. Non-spendable and restricted fund balance of the General Fund are excluded from the 4% limitation. Amounts appropriated for the subsequent year and encumbrances are also excluded from the 4% limitation.

See independent auditor’s report.

ARDSLEY UNION FREE SCHOOL DISTRICT

NOTES TO THE FINANCIAL STATEMENTS (CONTINUED)

JUNE 30, 2018

NOTE 1 – SUMMARY OF CERTAIN SIGNIFICANT ACCOUNTING POLICIES (CONTINUED):

III. Order of Use of Fund Balance:

The District's policy is to apply expenditures against non-spendable fund balance, restricted fund balance, committed fund balance, assigned fund balance and unassigned fund balance at the end of the fiscal year. For all funds, non-spendable fund balances are determined first and then restricted fund balances for specific purposes are determined. Any remaining fund balance amounts for funds other than the General Fund are classified as restricted fund balance. In the General Fund, committed fund balance is determined next and then assigned. The remaining amounts are reported as unassigned. Assignments of fund balance cannot cause a negative unassigned fund balance.

U. New Accounting Standards:

The District has adopted all current Statements of the Governmental Accounting Standards Board (GASB) that are applicable. At June 30, 2018, the District implemented the following new standards issued by GASB:

-- GASB has issued Statement No. 75, *Accounting and Financial Reporting for Post-Employment Benefits Other Than Pensions*, effective for reporting periods beginning after June 15, 2017. This Statement replaces the requirements of Statements No. 45, *Accounting and Financial Reporting by Employers for Post-Employment Benefits Other Than Pensions, as amended*, and No. 57, *OPEB Measurements by Agent Employers and Agent Multiple-Employer Plans*. Statement No. 74, *Financial Reporting for Postemployment Benefit Plans Other Than Pension Plans*, established new accounting and financial reporting requirements for other post-employment benefits (OPEB) plans.

-- GASB has issued Statement No. 81, *Irrevocable Split-Interest Agreements*, effective for reporting periods beginning after December 15, 2016. This Statement supersedes Question 7.72.11 of Implementation Guide No. 2015-1. In addition, this Statement amends Paragraph 13 of Statement No. 31, *Accounting and Financial Reporting for Certain Investments and for External Investment Pools*; Paragraph 5 of Statement No. 33, *Accounting and Financial Reporting for Nonexchange Transactions*; Paragraphs 16, 18, 22, 92, and 107 of Statement No. 34, *Basic Financial Statements—and Management's Discussion and Analysis—for State and Local Governments*; and Paragraph 24 of Statement No. 67, *Financial Reporting for Pension Plans*.

--The GASB has issued Statement No. 85, *Omnibus 2017*, which seeks to improve consistency in accounting and financial reporting by addressing practice issues that have been identified during implementation and application of certain GASB Statements. The requirements of this Statement are effective for reporting periods beginning after June 15, 2017, with earlier application encouraged.

See independent auditor's report.

ARDSLEY UNION FREE SCHOOL DISTRICT

NOTES TO THE FINANCIAL STATEMENTS (CONTINUED)

JUNE 30, 2018

NOTE 1 – SUMMARY OF CERTAIN SIGNIFICANT ACCOUNTING POLICIES (CONTINUED):

--The GASB has issued Statement No. 86, *Certain Debt Extinguishment Issues*, which finalizes Exposure Draft (ED) No. 19-25E of the same name, and seeks to (1) improve consistency in accounting and financial reporting for certain debt extinguishments and (2) enhance the decision-usefulness of such information. The requirements of Statement No. 86 are effective for reporting periods beginning after June 15, 2017, with earlier application encouraged.

V. Future Changes in Accounting Standards:

The GASB has issued Statement No. 83, *Certain Asset Retirement Obligations*, effective for reporting periods beginning after June 15, 2018.

The GASB has issued Statement No. 84, *Fiduciary Activities*, which finalizes Exposure Draft No. 3-13E of the same name, and establishes standards of accounting and financial reporting for fiduciary activities. The requirements of this Statement are effective for reporting periods beginning after December 15, 2018, with earlier application encouraged.

The GASB has issued Statement No. 87, *Leases*, which finalizes Exposure Draft (ED) No. 3-24E of the same name, and establishes standards of accounting and financial reporting for leases by lessees and lessors. The requirements of this Statement are effective for reporting periods beginning after December 15, 2019, with earlier application encouraged.

The GASB has issued Statement No. 88, *Certain Disclosures Related to Debt, including Direct Borrowings and Direct Placements*, which finalizes Exposure Draft (ED) No. 3-30, and seeks to improve the information that is disclosed in notes to government financial statements related to debt, including direct borrowings and direct placements, while providing financial statement users with additional essential information concerning debt. The requirements of this Statement are effective for reporting periods beginning after June 15, 2018, with earlier application encouraged.

The District will evaluate the impact each of these pronouncements may have on its financial statements and will implement them as applicable and when material.

NOTE 2 – EXPLANATION OF CERTAIN DIFFERENCES BETWEEN GOVERNMENTAL FUNDS STATEMENTS AND DISTRICT-WIDE STATEMENTS:

Due to the differences in the measurement focus and the basis of accounting used in the governmental fund statements and the District-wide statements, certain financial transactions are treated differently. The basic financial statements contain a full reconciliation of these items. The differences result primarily from the economic focus of the Statement of Activities, compared with the current financial resources focus of the governmental funds.

See independent auditor's report.

ARDSLEY UNION FREE SCHOOL DISTRICT

NOTES TO THE FINANCIAL STATEMENTS (CONTINUED)

JUNE 30, 2018

NOTE 2 – EXPLANATION OF CERTAIN DIFFERENCES BETWEEN GOVERNMENTAL FUNDS STATEMENTS AND DISTRICT-WIDE STATEMENTS (CONTINUED):

A. Total Fund Balances of Governmental Funds vs. Net Position of Governmental Activities:

Total fund balances of the District’s governmental funds differ from “net position” of governmental activities reported in the Statement of Net Position. This difference primarily results from the additional long-term economic focus of the Statement of Net Position versus the solely current financial resources focus of the governmental fund Balance Sheets.

See the Reconciliation on Pages 19 and 22 of the financial statement.

- The costs of building and acquiring capital assets (lands, buildings, and equipment) financed from the governmental funds are reported as expenditures in the year they are incurred, and the assets do not appear on the Balance Sheet. However, the Statement of Net Position includes those capital assets among the assets of the District as a whole, and their original costs are expensed annually over their useful lives. See *Note 7 – Capital Assets* in these notes to the financial statements for information on the net capital assets of \$53,366,440.

Long-term liabilities are reported in the Statement of Net Position, but not in the governmental funds, because they are not due and payable in the current period. Balances at year end were:

Bonds and Notes Payable	\$ 25,275,000
Installment Purchase Debt	209,484
Other Post Employment Benefits Payable	61,626,476
Compensated Absences	<u>32,167</u>
	<u>\$ 87,143,127</u>

Accrued interest on long-term debt is reported in the Statement of Net Position, regardless of when due. In the Governmental Funds, interest is not reported until it is due.

Bond and Installment Purchase Interest Payable	<u>\$ 195,480</u>
--	-------------------

Costs related to the issuance of bonds are capitalized and amortized in the district-wide statements.

Pension Differences:

Pension differences occur as a result of changes in the District’s proportion of the collective net pension asset/liability and differences between the District’s contributions and its proportionate share of the total contributions to the pension systems.

See independent auditor’s report.

ARDSLEY UNION FREE SCHOOL DISTRICT

NOTES TO THE FINANCIAL STATEMENTS (CONTINUED)

JUNE 30, 2018

NOTE 2 – EXPLANATION OF CERTAIN DIFFERENCES BETWEEN GOVERNMENTAL FUNDS STATEMENTS AND DISTRICT-WIDE STATEMENTS (CONTINUED):

Pension Asset - TRS	\$ 1,377,702
Deferred Outflows - TRS	15,201,769
Deferred Outflows - ERS	1,462,831
Deferred Outflows - Contributions	3,302,904
Deferred Inflows - TRS	(3,999,647)
Deferred Inflows - ERS	(1,592,491)
Pension Liability - ERS	<u>(496,235)</u>
	<u>\$ 15,256,833</u>

B. Statement of Revenues, Expenditures, and Changes in Fund Balance vs. Statement of Activities:

Differences between the governmental funds Statement of Revenues, Expenditures, and Changes in Fund Balance and the Statement of Activities fall into one of four broad categories:

I. Long-Term Revenue/Expense Differences:

Long-term revenue differences arise because governmental funds report revenues only when they are considered “available”, whereas the Statement of Activities reports revenues when earned. Differences in long-term expenses arise because governmental funds report on a modified accrual basis, whereas the accrual basis of accounting is used on the Statement of Activities.

II. Capital Related Differences:

Capital related differences include the difference between proceeds for the sale of capital assets reported on governmental fund statements and the gain or loss on the sale of assets as reported on the Statement of Activities, and the difference between recording an expenditure for the purchase of capital items in the governmental fund statements and depreciation expense on those items as recorded in the Statement of Activities.

III. Long-Term Debt Transaction Differences:

Long-term debt transaction differences occur because both interest and principal payments are recorded as expenditures in the governmental fund statements, whereas interest payments are recorded in the Statement of Activities as incurred, and principal payments are recorded as a reduction of liabilities in the Statement of Net Position. These reconciliations can be found on Pages 21 and 23 of the financial statements.

See independent auditor’s report.

ARDSLEY UNION FREE SCHOOL DISTRICT

NOTES TO THE FINANCIAL STATEMENTS (CONTINUED)

JUNE 30, 2018

NOTE 2 – EXPLANATION OF CERTAIN DIFFERENCES BETWEEN GOVERNMENTAL FUNDS STATEMENTS AND DISTRICT-WIDE STATEMENTS (CONTINUED):

IV. Pension Differences:

Pension Differences are noted in Note 2.A.

NOTE 3 – CHANGES IN ACCOUNTING PRINCIPLES:

For the fiscal year ended June 30, 2018, the District implemented GASB Statement No. 75, *Accounting and Financial Reporting for Postemployment Benefits Other Than Pensions*. The implementation of the statement requires District's to report Other Post-Employment Benefits (OPEB) liabilities, OPEB Expenses, deferred outflow of resources and deferred inflow of resources related to OPEB. See Note 11 and 14 for the financial statement impact of the implementation of the statement.

NOTE 4 – STEWARDSHIP, COMPLIANCE AND ACCOUNTABILITY:

A. Budgetary Procedures and Budgetary Accounting:

The District administration prepares a proposed budget for approval by the Board of Education for the following governmental funds for which legal (appropriated) budgets are adopted:

-- General Fund

The voters of the District approved the proposed appropriation budget for the General Fund.

Appropriations are adopted at the program line item level.

Appropriations established by the adoption of the budget constitute a limitation on expenditures (and encumbrances) that may be incurred. Appropriations lapse at the end of the fiscal year unless expended or encumbered. Encumbrances will lapse if not expended in the subsequent year. Supplemental appropriations may occur subject to legal restrictions, if the Board approves them because of a need that exists, which was not determined at the time the budget was adopted.

ARDSLEY UNION FREE SCHOOL DISTRICT

NOTES TO THE FINANCIAL STATEMENTS (CONTINUED)

JUNE 30, 2018

NOTE 4 – STEWARDSHIP, COMPLIANCE AND ACCOUNTABILITY (CONTINUED):

Supplemental appropriations occurred during the year and are detailed below:

CHANGE FROM ADOPTED BUDGET TO FINAL BUDGET

Adopted Budget	\$ 67,505,262
Prior Year's Encumbrances	<u>279,082</u>
Original Budget	<u>67,784,344</u>
Budget Revisions	
Donations	<u>103,407</u>
	<u>103,407</u>
Final Budget	<u>\$ 67,887,751</u>

Budgets are adopted annually on a basis consistent with GAAP. Appropriations authorized for the year are increased by the amount of encumbrances carried forward from the prior year.

Special Revenue Funds have not been included in the comparison because they do not have legally authorized (appropriated) budgets.

Budgets are established and used for individual capital project fund expenditures as approved by a special referendum of the District's votes. The maximum project amount authorized is based primarily upon the cost of the project, plus any requirements for external borrowings, not annual appropriations. These budgets do not lapse and are carried over to subsequent fiscal years until the completion of the project.

B. Encumbrances:

Encumbrance accounting is used for budget control and monitoring purposes and is reported as a part of the governmental funds. Under this method, purchase orders, contracts and other commitments for the expenditure of monies are recorded to reserve applicable appropriations. Outstanding encumbrances as of year-end are presented as restrictions or assignments of fund balance and do not represent expenditures or liabilities. These commitments will be honored in the subsequent period. Related expenditures are recognized at that time, as the liability is incurred or the commitment is paid.

See independent auditor's report.

ARDSLEY UNION FREE SCHOOL DISTRICT

NOTES TO THE FINANCIAL STATEMENTS (CONTINUED)

JUNE 30, 2018

NOTE 5 – CASH AND CASH EQUIVALENTS – CUSTODIAL CREDIT, CONCENTRATION OF CREDIT, INTEREST RATE, AND FOREIGN CURRENCY RISKS:

Cash:

Custodial credit risk is the risk that in the event of a bank failure, the District’s deposits may not be returned to it. While the District does not have a specific policy for custodial credit risk, New York State statutes govern the District’s investment policies, as discussed previously in these Notes.

As of June 30, 2018, \$-0- of the District’s bank balance of \$5,192,947 was exposed to custodial credit risk as follows:

Uncollateralized	\$ -
Collateralized with securities held by the pledging financial institution, or its trust department or agent, but not in the District's name	\$ -

Restricted cash represents cash and cash equivalents where use is limited by legal requirements. These assets represent amounts required by statute to be reserved for various purposes. Restricted cash as of year-end include \$13,130,642 within the governmental funds and \$-0- in the fiduciary funds.

NOTE 6 – INVESTMENTS:

The District participates in a multi-municipal cooperative investment pool agreement pursuant to New York State General Municipal Law Article 5-G, §119-O, whereby it holds a portion of the investments in cooperation with other participants. At year end, the District held \$18,183,563 in investments consisting of various investments in securities issued by the United States and its agencies. The investments are highly liquid, and considered to be cash equivalents. The following amounts are included as unrestricted cash:

Fund	Amount
General:	
Unrestricted	\$ 18,183,563

The above amounts represent the cost of the investment pool shares, and are considered to approximate market value. The investment pool is categorically exempt from the New York State collateralization requirements.

See independent auditor’s report.

ARDSLEY UNION FREE SCHOOL DISTRICT

NOTES TO THE FINANCIAL STATEMENTS (CONTINUED)

JUNE 30, 2018

NOTE 7 – CAPITAL ASSETS:

Capital assets balances and activity for the year ended June 30, 2018, were as follows:

	Restated Beginning Balance	Additions	Retirements/ Reclassifications	Ending Balance
Governmental Activities:				
Capital Assets That are Not Depreciated:				
Land	\$ 1,179,121	\$ -	\$ -	\$ 1,179,121
Construction in Progress, Restated	<u>12,308,328</u>	<u>855,182</u>	<u>(12,499,758)</u>	<u>663,752</u>
Total Non Depreciable Historical Cost	<u>\$ 13,487,449</u>	<u>\$ 855,182</u>	<u>\$ (12,499,758)</u>	<u>\$ 1,842,873</u>
Capital Assets That are Depreciated:				
Buildings and Improvements	\$ 68,283,422	\$ 12,499,758	\$ -	\$ 80,783,180
Furniture and Equipment, Restated	<u>4,540,166</u>	<u>247,182</u>	<u>(10,754)</u>	<u>4,776,594</u>
Total Depreciable Historical Cost	<u>72,823,588</u>	<u>12,746,940</u>	<u>(10,754)</u>	<u>85,559,774</u>
Less Accumulated Depreciation				
Building and Improvements, Restated	28,946,294	1,770,095	-	30,716,389
Furniture and Equipment, Restated	<u>2,893,776</u>	<u>436,796</u>	<u>(10,754)</u>	<u>3,319,818</u>
Total Accumulated Depreciation	<u>31,840,070</u>	<u>2,206,891</u>	<u>(10,754)</u>	<u>34,036,207</u>
Total Depreciable Historical Cost, Net	<u>\$ 40,983,518</u>	<u>\$ 10,540,049</u>	<u>\$ -</u>	<u>\$ 51,523,567</u>

Depreciation Expense was charged to governmental functions as follows:

General Support	\$ 1,842,071
Instruction	245,030
Cost of Food Sales	32,116
Transportation	<u>87,674</u>
	<u>\$ 2,206,891</u>

See independent auditor's report.

ARDSLEY UNION FREE SCHOOL DISTRICT

NOTES TO THE FINANCIAL STATEMENTS (CONTINUED)

JUNE 30, 2018

NOTE 8 - LONG-TERM DEBT:

Interest on long-term debt for the year was composed of:

Interest Paid	\$	843,216
Accrued Interest, June 30, 2017		(218,105)
Accrued Interest, June 30, 2018		195,480
Amortization of Prepaid Refinancing Costs		13,182
	\$	<u>833,773</u>

Long-term liability balances and activity for the year are summarized below:

Description of Issue	Issue Date	Final Maturity	Interest Rate	Outstanding at June 30, 2018
Tax Certiorari Settlements	2006-11	2018-05	4.00%	\$ -
School Renovations (Refunding)	2008-05	2018-06	3.5-5.0%	-
School Renovations (Refunding)	2008-05	2018-08	3.25-5.0%	525,000
Tax Certiorari Settlements	2009-08	2024-08	3.0-4.0%	2,340,000
Tax Certiorari Settlements	2010-09	2024-09	3.250%	1,281,952
School Renovations	2010-09	2024-09	3.250%	178,048
School Renovations (Refunding)	2013-11	2024-01	2.0-3.0%	5,960,000
School Renovations (Refunding)	2015-06	2024-06	3.0-5.0%	3,770,000
School Renovations	2015-08	2030-08	2.0-3.0%	11,220,000
				<u>\$ 25,275,000</u>

The following is a summary of long-term indebtedness:

	Bonds	Interest	Total
2019	\$ 3,125,000	\$ 703,844	\$ 3,828,844
2020	2,680,000	624,382	3,304,382
2021	2,600,000	552,172	3,152,172
2022	2,670,000	477,199	3,147,199
2023	2,760,000	395,710	3,155,710
2024-2028	8,520,000	872,640	9,392,640
2029-2033	2,920,000	130,969	3,050,969
	<u>\$ 25,275,000</u>	<u>\$ 3,756,916</u>	<u>\$ 29,031,916</u>

-- Debt Limit:

At June 30, 2018, the total outstanding indebtedness represented approximately 11% of the District's debt limit.

See independent auditor's report.

ARDSLEY UNION FREE SCHOOL DISTRICT

NOTES TO THE FINANCIAL STATEMENTS (CONTINUED)

JUNE 30, 2018

NOTE 8 – LONG-TERM DEBT (CONTINUED):

The District, as lessee, leases equipment under various operating leases. Total monthly payments for these leases are \$4,958. The leases expire at various times through 2022. Minimum annual rentals for each of the remaining years of the leases are:

Fiscal year ended June 30,	
2019	29,631
2020	12,087
2021	9,477
2022	<u>7,108</u>
Totals	<u>\$ 58,303</u>

The following is a summary of maturing debt service requirements for general obligation bonds and notes:

	<i>Restated</i> Beginning Balance	Issued	Redeemed	Ending Balance	Amounts Due Within One Year
Government Activities:					
Bonds and Notes Payable:					
General Obligation Debt:					
Serial Bonds-Tax Certiorari	\$ 4,263,781	\$ -	\$ 641,829	\$ 3,621,952	\$ 466,220
Serial Bonds-Construction	<u>24,726,219</u>	-	<u>3,073,171</u>	<u>21,653,048</u>	<u>2,658,780</u>
Total Bonds Payable	<u>28,990,000</u>	-	<u>3,715,000</u>	<u>25,275,000</u>	<u>3,125,000</u>
Other Liabilities:					
Installment Purchase Debt, <i>Restated</i>	282,022	-	72,537	209,485	77,656
Compensated Absences	38,401	-	6,234	32,167	10,937
Other Post Employment Benefits, <i>Restated</i>	<u>68,329,913</u>	-	<u>6,703,437</u>	<u>61,626,476</u>	-
Total Other Liabilities	<u>68,650,336</u>	-	<u>6,782,208</u>	<u>61,868,128</u>	<u>88,593</u>
Total Long-Term Liabilities	<u>\$ 97,640,336</u>	<u>\$ -</u>	<u>\$ 10,497,208</u>	<u>\$ 87,143,128</u>	<u>\$ 3,213,593</u>

See independent auditor's report.

ARDSLEY UNION FREE SCHOOL DISTRICT

NOTES TO THE FINANCIAL STATEMENTS (CONTINUED)

JUNE 30, 2018

NOTE 9 – INTERFUND BALANCES AND ACTIVITY:

	Interfund		Interfund	
	Receivable	Payable	Revenues	Expenditures
General Fund	\$ 1,558,762	\$ 145,423	\$ 8,088	\$ 4,913,312
Debt Service	2,458	-	4,630,754	-
Capital Projects Fund	-	732,782	-	-
Non-Major	145,423	722,674	282,558	8,088
Total Government Activities	1,706,643	1,600,879	4,921,400	4,921,400
Fiduciary Agency Fund	7,800	113,564	-	-
Totals	\$ 1,714,443	\$ 1,714,443	\$ 4,921,400	\$ 4,921,400

Interfund receivables and payables, other than between governmental activities and fiduciary funds, are eliminated on the Statement of Net Position.

In the normal course of its operations, the District budgets for and transfers monies between funds for these budgeted purposes. From the General Fund these represent transferring the Districts 20% share of the Special Aid Fund’s Summer Handicapped Program and transfers to the Capital Fund for voter authorized capital items such as construction and bus purchases.

Additional loans will occur between funds to mitigate the effects of cash flow, such as in the Special Aid Fund where-in project advances generally do not keep pace with costs and the General Fund has to “loan” cash dollars to run the programs. In the case of the Capital Fund, loans will occur in advance of obtaining the final funding through bond proceeds. In addition, in the case of the Capital Fund, interest earned on borrowed funds becomes payable to the Debt Service Fund for all future reduction of debt service payments. In the case of the Agency Fund, most if not all, fringe benefits are advanced from the General Fund and result in the need to reflect a due from both the Special Aid Fund and the Cafeteria Fund for the applicable payroll.

All interfund payables are expected to be repaid within one year.

NOTE 10 – PENSION PLANS:

A. General Information:

The District participates in the New York State Employees’ Retirement System (NYSERS) and the New York State Teachers’ Retirement System (NYSTRS). These are cost-sharing, multiple-employer public employee retirement systems. The Systems offer a wide range of plans and benefits, which are related to years of service and final average salary, vesting of retirement benefits, death, and disability.

See independent auditor’s report.

ARDSLEY UNION FREE SCHOOL DISTRICT

NOTES TO THE FINANCIAL STATEMENTS (CONTINUED)

JUNE 30, 2018

NOTE 10 – PENSION PLANS (CONTINUED):

B. Plan Descriptions and Benefits Provided:

I. Teacher's Retirement System (TRS):

The District participates in the New York State Teachers' Retirement System (TRS). This is a cost-sharing, multiple-employer retirement system. The System provides retirement benefits as well as death and disability benefits to plan members and beneficiaries as authorized by the Education Law and the Retirement and Social Security Law of the State of New York. The System is governed by a 10 member Board of Trustees. System benefits are established under New York State Law. Membership is mandatory and automatic for all full-time teachers, teaching assistants, guidance counselors and administrators employed in New York Public Schools and BOCES who elected to participate in TRS. Once a public employer elects to participate in the System, the election is irrevocable. The New York State Constitution provides that pension membership is a contractual relationship and plan benefits cannot be diminished or impaired. Benefits can be changed for future members only by enactment of a State statute. Additional information regarding the System, may be obtained by writing to the New York State Teachers' Retirement System, 10 Corporate Woods Drive, Albany, NY 12211-2395 or by referring to the NYSSTR Comprehensive Annual Financial report which can be found on the System's website at www.nystrs.org.

II. Employees' Retirement System (ERS):

The District participates in the New York State and Local Employees' Retirement System (ERS). This is a cost-sharing, multiple-employer retirement system. The System provides retirement benefits as well as death and disability benefits. The net position of the System is held in the New York State Common Retirement Fund (the Fund), which was established to hold all net assets and record changes in plan net position allocated to the System. The Comptroller of the State of New York serves as the trustee of the Fund and is the administrative head of the System. System benefits are established under the provisions of the New York State Retirement and Social Security Law (RSSL). Once a public employer elects to participate in the System, the election is irrevocable. The New York State Constitution provides that pension membership is a contractual relationship and plan benefits cannot be diminished or impaired. Benefits can be changed for future members only by enactment of a State statute. The District also participates in the Public Employees' Group Life Insurance Plan (GLIP), which provides death benefits in the form of life insurance. The System is included in the State's financial report as a pension trust fund. That report, including information with regards to benefits provided, may be found at www.osc.state.ny.us/retire/publications/index.php or obtained by writing to the New York State and Local Retirement System, 110 State Street, Albany, NY 12244.

See independent auditor's report.

ARDSLEY UNION FREE SCHOOL DISTRICT

NOTES TO THE FINANCIAL STATEMENTS (CONTINUED)

JUNE 30, 2018

NOTE 10 – PENSION PLANS (CONTINUED):

The Systems are noncontributory except for employees who joined after July 26, 1976, who contribute 3 percent of their salary for the first ten years of membership, and employees who joined on or after January 1, 2010 who generally contribute 3.0 to 3.5 percent of their salary for their entire length of service. In addition, employee contribution rates under ERS Tier VI vary based on a sliding salary scale. For ERS, the Comptroller annually certifies the actuarially determined rates expressly used in computing the employers' contributions based on salaries paid during the Systems' fiscal year ending March 31. For TRS, contribution rates are established annually by the New York State Teachers' Retirement Board pursuant to Article 11 of the Education Law.

Contributions for the current year and two preceding years were equal to 100 percent of the actuarially determined contributions required, and were as follows:

	ERS	TRS
2017-2018	702,902	3,366,291
2016-2017	703,756	3,703,628
2015-2016	849,157	4,792,969

ERS has provided additional disclosures through entities that elected to participate in Chapter 260, 57, and 105.

C. Pension Liabilities, Pension Expense, and Deferred Outflows of Resources and Deferred Inflows of Resources Related to Pensions:

At June 30, 2018, the District reported the following asset/(liability) for its proportionate share of the net pension asset/(liability) for each of the Systems. The net pension asset/(liability) was measured as of March 31, 2018 for ERS and June 30, 2017 for TRS. The total pension asset/(liability) used to calculate the net pension asset/(liability) was determined by an actuarial valuation. The District's proportion of the net position asset/(liability) was based on a projection of the District's long-term share of contributions to the Systems relative to the projected contributions of all participating members, actuarially determined. This information was provided by the ERS and TRS Systems in reports provided to the District.

	ERS	TRS
Actuarial Valuation Date	4/1/2017	6/30/2017
Net Pension Asset/(Liability)	\$ (496,235)	\$ 1,377,702
District's Portion of the Plan's Total Net Pension Asset/(Liability)	0.0153755%	0.181253%

For the year ended June 30, 2018, the District's recognized pension expense (credit) of \$693,890 for ERS and \$3,446,177 for TRS.

See independent auditor's report.

ARDSLEY UNION FREE SCHOOL DISTRICT

NOTES TO THE FINANCIAL STATEMENTS (CONTINUED)

JUNE 30, 2018

NOTE 10 – PENSION PLANS (CONTINUED):

At June 30, 2018, the District's reported deferred outflows of resources and deferred inflows of resources related to pensions from the following sources:

	Deferred Outflows of Resources		Deferred Inflows of Resources	
	ERS	TRS	ERS	TRS
Differences Between Expected and Actual Experience	\$ 176,991	\$ 1,133,510	\$ 146,259	\$ 537,150
Changes of Assumptions	329,045	14,018,389	-	-
Net Difference Between Projected and Actual Earnings on Pension Plan Investments	720,742	-	1,422,672	3,244,887
Changes in Proportion and Differences Between the District's Contributions and Proportionate Share of Contributions	236,053	49,869	23,560	217,609
District's Contributions Subsequent to the Measurement Date	<u>201,381</u>	<u>3,101,523</u>	<u>-</u>	<u>-</u>
Total	<u>\$ 1,664,212</u>	<u>\$ 18,303,291</u>	<u>\$ 1,592,491</u>	<u>\$ 3,999,646</u>

District contributions subsequent to the measurement date will be recognized as a reduction of the net pension liability for the year ended June 30, 2018. Other amounts reported as deferred outflows of resources and deferred inflows of resources related to pensions will be recognized in pension expense as follows:

	ERS	TRS
Year Ended:		
2019	\$ 200,197	\$ 301,286
2020	152,017	3,691,306
2021	(328,130)	2,636,572
2022	(153,744)	641,350
2023	-	2,628,850
Thereafter	<u>-</u>	<u>1,302,758</u>
	<u>\$ (129,660)</u>	<u>\$ 11,202,122</u>

D. Actuarial Assumptions:

The total pension liability as of the measurement date was determined by using an actuarial valuation as noted in the table below, with update procedures used to roll forward the total pension liability to the measurement date. The actuarial valuations used the following assumptions:

See independent auditor's report.

ARDSLEY UNION FREE SCHOOL DISTRICT

NOTES TO THE FINANCIAL STATEMENTS (CONTINUED)

JUNE 30, 2018

NOTE 10 – PENSION PLANS (CONTINUED):

Significant actuarial assumptions used in the valuations were as follows:

	ERS	TRS
Measurement Date	March 31, 2018	June 30, 2017
Actuarial Valuation Date	April 1, 2017	June 30, 2016
Interest Rate	7.00%	7.25%
Salary Scale	3.80%	4.72%-1.90%
Decrement Tables	April 1, 2010 - March 31, 2015	July 1, 2009 - June 30, 2014
	System's Experience	System's Experience
Inflation Rate	2.50%	2.50%

For ERS, annuitant mortality rates are based on April 1, 2010 – March 31, 2015 System's experience with adjustments for mortality improvements based on MP-2014. For TRS, annuitant mortality rates are based on July 1, 2009 – June 30, 2014 System's experience with adjustments for mortality improvements based on Society of Actuaries Scale MP 2014.

For ERS, the actuarial assumptions used in the April 1, 2017 valuation are based on the results of an actuarial experience study for the period April 1, 2010 – March 31, 2015. For TRS, the actuarial assumptions used in the June 30, 2016 valuation are based on the results of an actuarial experience study for the period July 1, 2009 – June 30, 2014.

The long term rate of return on pension plan investments was determined using a building block method in which the best estimate ranges of expected future real rates of return (expected returns net of investment expense and inflation) are developed for each major asset class. These ranges are combined to produce the long term expected rate of return by weighting the expected future real rates of return by each of the target asset allocation percentage and by adding expected inflation.

ARDSLEY UNION FREE SCHOOL DISTRICT

NOTES TO THE FINANCIAL STATEMENTS (CONTINUED)

JUNE 30, 2018

NOTE 10 – PENSION PLANS (CONTINUED):

Best estimates of the arithmetic real rates of return for each major asset class included in the target asset allocation are summarized below:

Measurement Date	ERS		TRS	
	March 31, 2018	March 31, 2018 Long Term	June 30, 2017	June 30, 2017 Long Term
Asset Type	Target Allocation	Expected Real Rate of Return	Target Allocation	Expected Real Rate of Return
Domestic Equity	36%	4.55%	35%	5.90%
International Equity	14%	6.35%	18%	7.40%
Private Equity	10%	7.50%	8%	9.00%
Real Estate	10%	5.55%	11%	4.30%
Alternative Investments	5%	3.75-5.68%	0%	0.00%
Total Equities	<u>75%</u>		<u>72%</u>	
Domestic Fixed Income Securities	0%	0.00%	16%	1.60%
Global Fixed Income Securities	0%	0.00%	2%	1.30%
Real Assets	3%	5.29%	0%	0.00%
Bonds and Mortgages	17%	1.31%	9%	3.90%
Short-Term	1%	-0.25%	1%	0.60%
Inflation-Indexed Bonds	4%	1.25%	0%	0.00%
Total Fixed Income	<u>25%</u>		<u>28%</u>	
Total	<u>100%</u>		<u>100%</u>	

E. Discount Rate:

The discount rate used to calculate the total pension liability was 7.0% for ERS and 7.25% for TRS. The projection of cash flows used to determine the discount rate assumes that contributions from plan members will be made at the current contribution rates and that contributions from employers will be made at statutorily required rates, actuarially. Based upon the assumptions, the Systems' fiduciary net position was projected to be available to make all projected future benefit payments of current plan members. Therefore, the long term expected rate of return on pension plan investments was applied to all periods of projected benefit payments to determine the total pension liability.

ARDSLEY UNION FREE SCHOOL DISTRICT

NOTES TO THE FINANCIAL STATEMENTS (CONTINUED)

JUNE 30, 2018

NOTE 10 – PENSION PLANS (CONTINUED):

F. Sensitivity of the Proportionate Share of the Net Position to the Discount Rate Assumption:

The following presents the District's proportionate share of the net pension liability calculated using the discount rate of 7.0% for ERS and 7.25% for TRS, as well as what the District's proportionate share of the net pension asset/(liability) would be if it were calculated using a discount rate that is 1-percentage point lower (6.0% of ERS and 6.25% for TRS) or 1-percentage point higher (8.0% for ERS and 8.25% for TRS) than the current rate:

	ERS		
	Current		
	1% Decrease (6.0%)	Assumption (7.0%)	1% Increase (8.0%)
Employer's Proportionate Share of the Net Pension Asset (Liability)	\$ (3,754,646)	\$ (496,235)	\$ 2,260,251

	TRS		
	Current		
	1% Decrease (6.25%)	Assumption (7.25%)	1% Increase (8.25%)
Employer's Proportionate Share of the Net Pension Asset (Liability)	\$ (23,733,730)	\$ 1,377,702	\$ 22,407,281

G. Pension Plan Fiduciary Net Position:

The components of the current-year net pension asset/(liability) of the employers as of the respective valuation dates, were as follows:

	(Dollars in Thousands)	
	ERS	TRS
Valuation Date	4/1/2017	6/30/2017
Employers' Total Pension Liability	\$ 183,400,590	\$ 114,708,261
Plan Net Position	180,173,145	115,468,360
Employers' Net Pension Asset/(Liability)	\$ (3,227,445)	\$ 760,099
Ratio of Plan Net Position to the Employers' Total Pension Asset/(Liability)	98.24%	100.66%

See independent auditor's report.

ARDSLEY UNION FREE SCHOOL DISTRICT

NOTES TO THE FINANCIAL STATEMENTS (CONTINUED)

JUNE 30, 2018

NOTE 10 – PENSION PLANS (CONTINUED):

H. Payables to the Pension Plan:

For ERS, employer contributions are paid annually based on the System’s fiscal year which ends on March 31st. Accrued retirement contributions as of June 30, 2018 represent the projected employer contribution for the period of April 1, 2018 through June 30, 2018 based on paid ERS wages multiplied by the employer’s contribution rate, by tier. Accrued retirement contributions as of June 30, 2018 amounted to \$201,381.

For TRS, employer and employee contributions for the fiscal year ended June 30, 2018 are paid to the System in September, October and November 2018 through a state aid intercept. Accrued retirement contributions as of June 30, 2018 represent employee and employer contributions for the fiscal year ended June 30, 2018 based on paid TRS wages multiplied by the employer’s contribution rate, by tier and employee contributions for the fiscal year as reported to the TRS System. Accrued retirement contributions as of June 30, 2018 amounted to \$3,101,523.

NOTE 11 – POST-EMPLOYMENT (HEALTH INSURANCE) BENEFITS:

A. General Information about the OPEB Plan

Plan Description – The District’s defined benefit OPEB plan, provides OPEB for all permanent full-time general and public safety employees of the District. The plan is a single-employer defined benefit OPEB plan administered by the District. Article 11 of the State Compiled Statutes grants the authority to establish and amend the benefit terms and financing requirements to the District Board. No assets are accumulated in a trust that meets the criteria in paragraph 4 of Statement 75.

Benefits Provided – The District provides healthcare for retirees and their dependents. The benefit terms are dependent on which contract each employee falls under. The specifics of each contract are on file at the District offices and are available upon request.

Employees Covered by Benefit Terms – At June 30, 2018, the following employees were covered by the benefit terms:

Inactive employees or beneficiaries currently receiving benefit payments	146
Inactive employees entitled to but not yet receiving benefit payments	-
Active Employees	334
	480

See independent auditor’s report.

ARDSLEY UNION FREE SCHOOL DISTRICT

NOTES TO THE FINANCIAL STATEMENTS (CONTINUED)

JUNE 30, 2018

NOTE 11 – POST-EMPLOYMENT (HEALTH INSURANCE) BENEFITS (CONTINUED):

B. Total OPEB Liability

The District's total OPEB liability of \$61,626,476 was measured as of June 30, 2018, and was determined by an actuarial valuation as of that date.

Actuarial Assumptions and Other Inputs – The total OPEB liability in the June 30, 2018 actuarial valuation was determined using the following actuarial assumptions and other inputs, applied to all periods included in the measurement, unless otherwise specified:

Salary Increases	3.00%, average, including inflation
Discount Rate	3.58%
Healthcare Cost Trend Rates	9.1% for 2016, decreasing 0.5% per year to an ultimate rate of 4.5% for 2024 and later years
Retirees' Share of Benefit-Related Costs	20-65% of projected health insurance premiums for retirees

The discount rate was based on Buyer Bond 20 GO Bond Index.

Mortality rates were based on the RP-2014 Headcount Weighted Mortality Table, as appropriate, with adjustments for mortality improvements based on Scale AA.

The actuarial assumptions used in the June 30, 2018 valuation were based on the results of an actuarial experience study for the period July 1, 2016 through June 30, 2017.

ARDSLEY UNION FREE SCHOOL DISTRICT

NOTES TO THE FINANCIAL STATEMENTS (CONTINUED)

JUNE 30, 2018

NOTE 11 – POST-EMPLOYMENT (HEALTH INSURANCE) BENEFITS (CONTINUED):

C. Changes in the total OPEB Liability

Balance at June 30, 2017	\$ 68,329,913
Changes for the year:	
Service Cost	2,849,557
Interest	2,016,455
Changes of benefit terms	-
Differences between expected and actual experience	-
Changes in assumptions or other inputs	(10,710,056)
Benefit Payments	<u>(859,393)</u>
Net Changes	<u>(6,703,437)</u>
Balance at June 30, 2018	<u>\$ 61,626,476</u>

Changes of assumptions and other inputs reflect a change in the discount rate from 2.85 percent in 2017 to 3.58 percent in 2018.

Sensitivity of the Total OPEB Liability to Changes in the Discount Rate – The following presents the total OPEB liability of the District, as well as what the District’s total OPEB liability would be if it were calculated using a discount rate that is 1 percentage point lower (2.58 percent) or 1 percentage point higher (4.58 percent) than the current discount rate:

	<u>1% Decrease</u>	<u>Discount Rate</u>	<u>1% Increase</u>
Total OPEB Liability	<u>\$ 76,909,447</u>	<u>\$ 61,626,476</u>	<u>\$ 50,116,121</u>

Sensitivity of the Total OPEB Liability to Changes in the Healthcare Cost Trend Rates – The following presents the total OPEB liability of the District, as well as what the District’s total OPEB liability would be if it were calculated using healthcare cost trend rates that are 1 percentage point lower (5.02 percent) or 1 percentage point higher (7.02 percent) than the current healthcare cost trend rate:

	<u>1% Decrease (6.02% Decreasing to 5.02%)</u>	<u>Healthcare Cost Trend Rate (6.02%)</u>	<u>1% Increase (6.02% Increasing to 7.02%)</u>
Total OPEB Liability	<u>\$ 48,566,393</u>	<u>\$ 61,626,476</u>	<u>\$ 79,587,953</u>

See independent auditor’s report.

ARDSLEY UNION FREE SCHOOL DISTRICT

NOTES TO THE FINANCIAL STATEMENTS (CONTINUED)

JUNE 30, 2018

NOTE 11 – POST-EMPLOYMENT (HEALTH INSURANCE) BENEFITS (CONTINUED):

D. OPEB Expenses and Deferred Outflows of Resources and Deferred Inflows of Resources Related to OPEB

For the year ended June 30, 2018, the District recognized OPEB Expense of \$3,523,900. At June 30, 2018, the District reported deferred outflows of resources and deferred inflows of resources related to OPEB from the following sources:

	Deferred Outflows of Resources	Deferred Inflows of Resources
Differences between expected and actual experience	\$ -	\$ -
Changes of assumptions or other inputs	-	(9,367,944)
Contributions subsequent to the measurement period	<u>626,695</u>	<u>-</u>
Total	<u>\$ 626,695</u>	<u>\$ (9,367,944)</u>

Amounts reported as deferred outflows of resources and deferred inflows of resources related to OPEB will be recognized in OPEB expense as follows:

<u>Fiscal Year Ending June 30,</u>	<u>Amount</u>
2019	\$ (1,342,112)
2020	(1,342,112)
2021	(1,342,112)
2022	(1,342,112)
2023	(1,342,112)
Thereafter	<u>(2,657,384)</u>
	<u>\$ (9,367,944)</u>

NOTE 12 – RISK MANAGEMENT:

The District and other school districts have formed a reciprocal insurance company to be owned by these districts. This Company operates under an agreement effective July 1, 1989. The purpose of the Company is to provide general liability, auto liability, all risk building and contents and auto physical damage coverage. In addition, as part of the reciprocal program, excess insurance, school board legal liability, equipment floaters, boilers and machinery and crime and bond coverages will be purchased from commercial carriers and be available to the subscriber districts. The Company retains a management company which is responsible for the overall supervision and management of the reciprocal.

The reciprocal is managed by a Board of Governors and an Attorney-in-fact, which is comprised of employees of the subscriber districts. The subscribers have elected those who sit on the board and each subscriber has a single vote.

See independent auditor's report.

ARDSLEY UNION FREE SCHOOL DISTRICT

NOTES TO THE FINANCIAL STATEMENTS (CONTINUED)

JUNE 30, 2018

NOTE 12 – RISK MANAGEMENT (CONTINUED):

The Company is an “assessable” insurance company, in that, the subscribers are severally liable for any financial shortfall of the Company and can be assessed their proportionate share by the State Insurance Department if the funds of the Company are less than what is required to satisfy its liabilities. The subscriber districts are required to pay premiums as well as a minimal capital contribution.

The District purchases various insurance coverages from the Company to reduce its exposure to loss. The District maintains a general liability insurance policy with coverage up to \$1 million. The District maintains liability coverage for school board members up to \$1 million. The District also maintains an excess catastrophe liability policy with coverage up to \$20 million. Settled claims resulting from these risks have not exceeded commercial insurance coverage in any of the past three fiscal years.

The District and neighboring school districts in Southern Westchester County participate in the State-Wide Schools Cooperative Health Plan. This Plan operates under an agreement, as amended, dated December 12, 1985. The purposes of the Plan are to effect cost savings in members’ expenses for health coverage; to provide for centralized administration, funding and disbursements for health coverage; and to provide for such risk management services as may be appropriate to reduce future expense and liability for health coverage. The governance of the Plan shall be in all respects in the hands of the Board of Trustees. The Board of Trustees shall consist of seven trustees elected by the general membership of the Plan. No action may be taken by the Board of Trustees except by a vote of a majority of the total number of trustees. Billings to participants are based upon coverage provided to each participant’s employees. The District has transferred all related risk to the Plan.

The District and neighboring school districts in Southern Westchester County, participate in the South Westchester Schools Cooperative Self-Insurance Plan for Workers’ Compensation. The purpose of the Plan is to provide efficient and economical evaluation, processing, administration, defense and payment of claims against plan members for workers’ compensation and employers’ liability payments. The Plan is managed and governed by a Board of Trustees comprised of a representative from each district. Billings are based upon participants’ experience rating. The District has transferred all related risk to the Plan. Financial statements for the Plan are available from the administrator at 17 Berkley Drive; Rye Brook, New York 10573.

ARDSLEY UNION FREE SCHOOL DISTRICT

NOTES TO THE FINANCIAL STATEMENTS (CONTINUED)

JUNE 30, 2018

NOTE 13 – CONTINGENT LIABILITIES:

A. Litigation:

There are currently pending certiorari proceedings, the results of which could require the payment of future tax refunds by the District if existing assessment rolls are modified based on the outcome of the litigation proceedings. However, the amount of these possible refunds cannot be determined at the present time. Any payments resulting from adverse decisions will be funded in the year the payment is made.

B. Other:

The District received grants, which are subject to audit by agencies of the State and Federal governments. Such audits may result in disallowances and a request for a return of funds. Based on prior audits, the District’s administration believes disallowances, if any, will be immaterial.

NOTE 14 – RESTATEMENT OF NET POSITION:

For the fiscal year ended June 30, 2018, the District implemented GASB Statement No. 75 *Accounting and Financial Reporting for Postemployment Benefits Other Than Pensions*. The Implementation of Statement No. 75 requires District’s to report Other Post-Employment Benefits (OPEB) liabilities, OPEB expenses, deferred outflow of resources and deferred inflow of resources related to OPEB. The District’s net position has been restated as follows:

During the June 30, 2018 year, the District has an update to Fixed Assets. This resulted in a change in the opening balance of Capital Net Assets, Net of Depreciation. The net change was \$10,524,514, bringing the opening Capital Net Assets, Net of Depreciation to \$54,470,967.

During the June 30, 2018 year, the District had a decrease in Capital expenses. This resulted in an increase in the opening fund balance of Capital Fund. The net change was \$15,840, bringing the opening fund balance for Capital Fund to \$158,196. This also increased the Net Position by \$15,840.

During the June 30, 2018 year, the District noted the opening balance of the installment purchase agreement was understated by \$8,377. This resulted in a decrease in the Net Position by \$8,377.

	<u>Net Position</u>	<u>Fund Balance</u>
Net Position Beginning of Year, as Previously Stated	\$ 46,327,449	\$ 18,189,838
GASB Statement No. 75 Implementation	(45,189,478)	-
Fixed Assets	(10,524,514)	-
Capital Fund	15,840	15,840
Installment Purchase Agreement	(8,377)	-
	<u>(55,706,529)</u>	<u>15,840</u>
Net Position Beginning of Year, as Restated	<u>\$ (9,379,080)</u>	<u>\$ 18,205,678</u>

See independent auditor’s report.

SUPPLEMENTARY INFORMATION

ARDSLEY UNION FREE SCHOOL DISTRICT
 REQUIRED SUPPLEMENTAL INFORMATION
 SCHEDULE OF REVENUES, EXPENDITURES, AND CHANGES IN FUND BALANCE -
 BUDGET (NON-GAAP) BASIS AND ACTUAL - GENERAL FUND
 FOR THE YEAR ENDED JUNE 30, 2018

	Original Budget	Final Budget	Actual (Budgetary Basis)	Final Budget Variance With Budgetary Actual
REVENUES				
Local Sources:				
Real Property Taxes	\$ 52,832,610	\$ 52,832,610	\$ 47,574,541	\$ (5,258,069)
Other Tax Items	425,000	425,000	5,809,306	5,384,306
Charges for Services	4,171,332	4,171,332	3,822,605	(348,727)
Use of Money and Property	120,000	120,000	400,022	280,022
Sale of Property and Compensation for Loss	-	-	-	-
Miscellaneous	265,000	368,408	466,528	98,120
Interfund Revenues	-	-	-	-
Total Local Sources	57,813,942	57,917,350	58,073,002	155,652
State Sources	7,049,036	7,049,036	7,088,524	39,488
Federal Sources	-	-	52,335	52,335
Retirement System Credits	-	-	-	-
Total Revenues	64,862,978	64,966,386	65,213,861	247,475
OTHER FINANCING SOURCES				
Transfers from Other Funds	-	-	8,088	8,088
Appropriated Reserves	662,283	662,283	-	(662,283)
Designated Fund Balance and Encumbrances Carried Forward From Prior Year	1,980,001	2,259,082	-	(2,259,082)
Total Revenues and Other Financing Sources	\$ 67,505,262	\$ 67,887,751	\$ 65,221,949	\$ (2,665,802)

Note: Totals may not add due to rounding.

See independent auditor's report and notes to the financial statements.

ARDSLEY UNION FREE SCHOOL DISTRICT
 REQUIRED SUPPLEMENTAL INFORMATION
 SCHEDULE OF REVENUES, EXPENDITURES, AND CHANGES IN FUND BALANCE -
 BUDGET (NON-GAAP) BASIS AND ACTUAL - GENERAL FUND
 FOR THE YEAR ENDED JUNE 30, 2018

	Original Budget	Final Budget	Actual (Budgetary Basis)	Year-End Encumbrances	Final Budget Variance With Budgetary Actual and Encumbrances
EXPENDITURES					
General Support:					
Board of Education	\$ 68,241	\$ 68,220	\$ 58,127	\$ -	\$ 10,094
Central Administration	356,777	376,355	375,856	-	499
Finance	975,316	990,572	819,913	44,943	125,716
Staff	395,611	400,929	286,167	26,708	88,054
Central Services	3,555,293	3,979,449	3,624,187	124,995	230,267
Special Items	977,782	1,027,856	810,552	-	217,304
Total General Support	6,329,021	6,843,381	5,974,803	196,646	671,933
Instruction:					
Instruction, Administration and Improvement	2,087,988	2,257,207	2,174,554	20,167	62,486
Teaching - Regular School	19,493,577	19,666,218	19,391,785	58,707	215,726
Programs for Students with Disabilities	10,695,517	10,240,844	9,611,841	119,149	509,854
Occupational Education	-	-	-	-	-
Teaching - Special School	-	-	-	-	-
Instructional Media	1,862,362	1,905,194	1,672,858	5,035	227,301
Pupil Services	4,204,999	4,462,722	4,251,132	49,846	161,744
Total Instruction	38,344,444	38,532,185	37,102,170	252,904	1,177,111
Pupil Services	2,616,278	2,526,115	2,044,095	43,424	438,596
Community Services	607,054	636,612	532,824	11,186	92,602
Employee Benefits	14,767,710	14,112,517	12,971,465	26,058	1,114,994
Debt Service:					
Principal	60,000	-	-	-	-
Interest	-	-	-	-	-
Total Debt Service	60,000	-	-	-	-
Total Expenditures	62,724,508	62,650,811	58,625,357	530,218	3,495,236
OTHER FINANCING USES					
Operating Transfers Out	4,780,754	5,236,940	4,913,312	-	323,629
Total Expenditures and Other Uses	\$ 67,505,262	\$ 67,887,751	63,538,669	\$ 530,218	\$ 3,818,864
Net Change in Fund Balances			1,683,281		
Fund Balance - Beginning			17,372,128		
Fund Balance - Ending			\$ 19,055,409		

See independent auditor's report and notes to the financial statements.

ARDSLEY UNION FREE SCHOOL DISTRICT
 REQUIRED SUPPLEMENTAL INFORMATION
 SCHEDULE OF FUNDING PROGRESS FOR OTHER POST-EMPLOYMENT BENEFITS
 FOR THE YEAR ENDED JUNE 30, 2018

	2018	2017	2016	2015	2014	2013	2012	2011	2010	2009
Total OPEB liability										
Service Cost	\$ 2,849,557	\$ -	\$ -	\$ -	\$ -	\$ -	\$ -	\$ -	\$ -	\$ -
Interest	2,016,455	-	-	-	-	-	-	-	-	-
Changes of Benefit Terms	-	-	-	-	-	-	-	-	-	-
Difference Between Expected and Actual Experience	-	-	-	-	-	-	-	-	-	-
Changes of Assumption or Other Inputs	(10,710,056)	-	-	-	-	-	-	-	-	-
Benefit Payments	(859,393)	-	-	-	-	-	-	-	-	-
Net Change in Total OPEB Liability	(6,703,437)	-	-	-	-	-	-	-	-	-
Total OPEB Liability - Beginning	68,329,913	-	-	-	-	-	-	-	-	-
Total OPEB Liability - Ending	\$ 61,626,476	\$ -	\$ -	\$ -	\$ -	\$ -	\$ -	\$ -	\$ -	\$ -
Covered-Employee Payroll	29,399,228	-	-	-	-	-	-	-	-	-
Total OPEB liability as a Percentage of Covered-Employee Payroll	209.62%	0.00%	0.00%	0.00%	0.00%	0.00%	0.00%	0.00%	0.00%	0.00%

Notes to Schedule:Changes of Assumptions:

Changes of Assumptions and other inputs reflect the effects of changes in the discount rate each period. The following are the discount rates used in each period:

2018	3.58%
2017	2.85%
2016	0.00%
2015	0.00%
2014	0.00%
2013	0.00%
2012	0.00%
2011	0.00%
2010	0.00%
2009	0.00%

10 years of historical information will not be available upon implementation. An additional year of historical information will be added each year subsequent to the year of implementation until 10 years of historical data is available.

In accordance with New York State Law, the District's Defined Benefit OPEB Plan is not administered through a trust that meets the criteria in paragraph 4 of GASB Statement No. 75. Accordingly, the District does not have net assets accumulated in a trust

See independent auditor's report and notes to the financial statements.

ARDSLEY UNION FREE SCHOOL DISTRICT

Supplemental Schedule #3

REQUIRED SUPPLEMENTARY INFORMATION

SCHEDULE OF THE LOCAL GOVERNMENT'S PROPORTIONATE SHARE OF THE NET PENSION LIABILITY
FOR THE NEW YORK STATE EMPLOYEES' RETIREMENT SYSTEM
FOR THE YEAR ENDED JUNE 30, 2018

LAST 10 FISCAL YEARS*

	2018	2017	2016	2015	2014	2013	2012	2011	2010	2009
The District's Proportion of the Net Pension Liability (Asset)	0.0153755%	0.0159108%	0.0153540%	0.0147324%						
The District's Proportionate Share of the Net Pension Liability (Asset)	\$ 496,235	\$ 1,495,019	\$ 2,464,361	\$ 497,698						
The District's Covered-Employee Payroll	\$ 4,963,304	\$ 4,896,216	\$ 4,816,229	\$ 4,638,808						
The District's Proportionate Share of the Net Pension Liability (Asset) as a Percentage of its Covered-Employee Payroll	10.00%	30.53%	51.17%	10.73%						
Plan Fiduciary Net Position as a Percentage of the Total Pension Liability	98.24%	94.70%	90.68%	97.95%						

* The amounts presented for each fiscal year were determined as of 3/31

ARDSLEY UNION FREE SCHOOL DISTRICT

REQUIRED SUPPLEMENTARY INFORMATION

SCHEDULE OF THE LOCAL GOVERNMENT'S CONTRIBUTIONS
FOR THE NEW YORK STATE EMPLOYEES' RETIREMENT SYSTEM
FOR THE YEAR ENDED JUNE 30, 2018

LAST 10 FISCAL YEARS

	<u>2018</u>	<u>2017</u>	<u>2016</u>	<u>2015</u>	<u>2014</u>	<u>2013</u>	<u>2012</u>	<u>2011</u>	<u>2010</u>	<u>2009</u>
Contractually Required Contribution	\$ 702,902	\$ 703,756	\$ 849,157	\$ 828,108						
Contributions in Relation to the Contractually Required Contribution	\$ 702,902	\$ 703,756	\$ 849,157	\$ 828,108						
Contribution Deficiency (Excess)	\$ -	\$ -	\$ -	\$ -						
The District's Covered-Employee Payroll	\$ 4,963,304	\$ 4,896,216	\$ 4,816,229	\$ 4,638,808						
Contributions as a Percentage of a Covered- Employee Payroll	14%	14%	18%	18%						

ARDSLEY UNION FREE SCHOOL DISTRICT
REQUIRED SUPPLEMENTARY INFORMATION

SCHEDULE OF THE LOCAL GOVERNMENT'S PROPORTIONATE SHARE OF THE NET PENSION LIABILITY (ASSET)
FOR THE NEW YORK STATE TEACHERS' RETIREMENT SYSTEM
FOR THE YEAR ENDED JUNE 30, 2018

LAST 10 FISCAL YEARS

	2017	2016	2015	2014	2013	2012	2011	2010	2009	2008
The District's Proportion of the Net Pension Liability (Asset)	0.181253%	0.181005%	0.182018%	0.173915%						
The District's Proportionate Share of the Net Pension Liability (Asset)	\$ (1,377,702)	\$ 1,938,635	\$(18,905,835)	\$(19,373,063)						
The District's Covered-Employee Payroll	\$ 30,441,611	\$ 29,399,893	\$ 28,580,679	\$ 27,826,331						
The District's Proportionate Share of the Net Pension Liability (Asset) as a Percentage of its Covered-Employee Payroll	-5%	7%	-66%	-70%						
Plan Fiduciary Net Position as a Percentage of the Total Pension Liability	100.66%	99.01%	110.46%	111.48%						

* The amounts presented for each fiscal year were determined as of 6/30

ARDSLEY UNION FREE SCHOOL DISTRICT

REQUIRED SUPPLEMENTARY INFORMATION

SCHEDULE OF THE LOCAL GOVERNMENT'S CONTRIBUTIONS
FOR THE NEW YORK STATE TEACHERS' RETIREMENT SYSTEM
FOR THE YEAR ENDED JUNE 30, 2017LAST 10 FISCAL YEARS
(DOLLAR AMOUNTS IN THOUSANDS)

	2017	2016	2015	2014	2013	2012	2011	2010	2009	2008
Contractually Required Contribution	\$ 3,366,291	\$ 3,703,628	\$ 4,792,969	\$ 4,174,621						
Contributions in Relation to the Contractually Required Contribution	\$ 3,366,291	\$ 3,703,628	\$ 4,792,969	\$ 4,174,621						
Contribution Deficiency (Excess)	\$ -	\$ -	\$ -	\$ -						
The District's Covered-Employee Payroll	\$ 30,441,611	\$ 29,399,893	\$ 28,580,679	\$ 27,826,331						
Contributions as a Percentage of a Covered- Employee Payroll	11.06%	12.60%	16.77%	15.00%						

ARDSLEY UNION FREE SCHOOL DISTRICT
 SUPPLEMENTAL INFORMATION
 SCHEDULE OF CHANGE FROM ADOPTED BUDGET TO FINAL BUDGET
 AND SECTION 1318 REAL PROPERTY TAX LAW LIMIT CALCULATION
 FOR THE YEAR ENDED JUNE 30, 2018

CHANGE FROM ADOPTED BUDGET TO FINAL BUDGET

Adopted Budget	\$ 67,505,262
Add: Prior Year's Encumbrances	<u>279,082</u>
Original Budget	67,784,344
Budget Revisions:	
Board Resolutions to Accept Donations to the District	<u>103,407</u>
Final Budget	<u>\$ 67,887,751</u>
Next Year's Budget is a (Voter-Approved) Budget of	<u>\$ 69,792,272</u>

SECTION 1318 REAL PROPERTY TAX LAW LIMIT CALCULATION

2018-2019 Expenditure Budget Maximum Allowed	<u>\$ 69,792,272</u>
General Fund Balance Subject to Section 1318 of Real Property Tax Law:	
Unrestricted Fund Balance:	
Committed Fund Balance	\$ -
Assigned Fund Balance	3,117,672
Unassigned Fund Balance	<u>2,791,690</u>
Total Unrestricted Fund Balance	<u>5,909,362</u>
Less:	
Appropriated Fund Balance	2,587,454
Insurance Recovery Reserve	-
Tax Reduction Reserve	-
Encumbrances Included in Committed and Assigned Fund Balance	<u>530,218</u>
Total Adjustments	<u>3,117,672</u>
General Fund Balance Subject to Section 1318 of Real Property Tax Law	<u>\$ 2,791,690</u>
Actual Percentage	4%

Note: Totals may not add due to rounding.

See independent auditor's report and notes to the financial statements.

ARDSLEY UNION FREE SCHOOL DISTRICT
 SUPPLEMENTAL INFORMATION
 SCHEDULE OF PROJECT EXPENDITURES - CAPITAL PROJECTS FUND
 FOR THE YEAR ENDED JUNE 30, 2018

Supplemental Schedule #8

PROJECT TITLE	Expenditures					Unexpended Balance	Methods of Financing			Fund Balance June 30, 2018	
	Original Budget	Revised Budget	Prior Years	Current Year	Total		Proceeds of Obligation	State Aid	Local Sources		
Major Capital Projects:											
Concord Road Reconstruction	\$ 2,913,731	\$ 2,923,539	\$ 2,867,101	\$ 39,777	\$ 2,906,878	\$ 16,661	\$ 2,924,096	\$ -	\$ -	\$ 2,924,096	\$ 17,218
Concord Road Fuel Tank	303,163	296,558	291,558	5,000	296,558	-	291,558	-	-	291,558	(5,000)
High School Reconstruction	3,670,592	3,753,716	3,632,668	103,438	3,736,106	17,610	3,715,755	-	-	3,715,755	(20,351)
AHS Fuel Tank Conversion	203,575	183,635	178,858	4,777	183,635	-	178,858	-	-	178,858	(4,777)
Middle School Reconstruction	1,060,222	5,393,950	5,338,142	38,439	5,376,581	17,369	5,389,733	-	-	5,389,733	13,152
Smart Schools Act	511,650	580,275	508,947	68,581	577,528	2,747	-	577,528	-	577,528	-
Concord Road Reconstruction	1,817,032	1,817,032	-	38,249	38,249	1,778,783	-	-	-	-	(38,249)
Concord Road Reconstruction	1,196,600	1,196,600	-	55,682	55,682	1,140,918	-	-	-	-	(55,682)
Ardsley High School Reconstruction	3,354,651	3,354,651	-	56,376	56,376	3,298,275	-	-	-	-	(56,376)
Ardsley High School Reconstruction	3,102,418	3,102,418	-	162,263	162,263	2,940,155	-	-	-	-	(162,263)
Ardsley Middle School Reconstruction	2,486,612	2,486,612	-	51,951	51,951	2,434,661	-	-	-	-	(51,951)
Ardsley Middle School Reconstruction	1,346,640	1,346,640	-	67,998	67,998	1,278,642	-	-	-	-	(67,998)
District Wide Reconstruction	5,263,800	5,263,800	-	231,230	231,230	5,032,570	-	-	-	-	(231,230)
Middle School Emergency Electrical Work	-	-	33,477	-	33,477	(33,477)	-	-	-	-	(33,477)
Totals	\$ 27,230,686	\$ 31,699,426	\$ 12,850,751	\$ 923,761	\$ 13,774,512	\$ 17,924,914	\$ 12,500,000	\$ 577,528	\$ -	\$ 13,077,528	\$ (696,984)

Note: Totals may not add due to rounding.

ARDSLEY UNION FREE SCHOOL DISTRICT
SUPPLEMENTAL INFORMATION
SCHEDULE OF COMBINED BALANCE SHEET - NON-MAJOR GOVERNMENTAL FUNDS
JUNE 30, 2017

	Special Aid	Cafeteria	Total Non-Major
ASSETS			
Cash:			
Unrestricted	\$ 58,269	\$ 616,280	\$ 674,549
Restricted	-	-	-
Investments:			
Unrestricted	-	-	-
Restricted	-	-	-
Receivables:			
Taxes	-	-	-
Due from Other Funds	-	145,423	145,423
State and Federal Aid	686,253	6,373	692,626
Due from Other Governments	-	-	-
Other	-	-	-
Inventories	-	-	-
Deferred Expenditures	-	-	-
Capital Assets, Net	-	-	-
Total Assets	<u>\$ 744,522</u>	<u>\$ 768,076</u>	<u>\$ 1,512,598</u>
LIABILITIES			
Payables:			
Accounts Payable	\$ 22,280	\$ -	\$ 22,280
Accrued Liabilities	-	-	-
Due to Other Funds	722,674	-	722,674
Due to Other Governments	-	111	111
Retainage Payable	-	-	-
Bond Interest and Matured bonds	-	-	-
Notes Payable:			
Tax Anticipation	-	-	-
Revenue Anticipation	-	-	-
Bond Anticipation	-	-	-
Deferred Credits:			
Overpayments and Collections in Advance	-	-	-
Deferred Revenues	-	44,093	44,093
Planned Balance	-	-	-
Long-Term Liabilities:			
Due to Teachers' Retirement System	-	-	-
Due to Employees' Retirement System	-	-	-
Compensated Absences Payable	-	-	-
Other Post Employment Benefits Payable	-	-	-
Judgments & Claims Payable	-	-	-
Other Liabilities	287	-	287
Total Liabilities	<u>745,242</u>	<u>44,204</u>	<u>789,446</u>
FUND BALANCES			
Non Spendable	-	-	-
Reserved (Specify)	-	-	-
Committed	-	-	-
Assigned	-	723,871	723,871
Unassigned	(721)	-	(721)
Total Fund Balances	<u>(721)</u>	<u>723,871</u>	<u>723,150</u>
Total Liabilities and Fund Balances	<u>\$ 744,521</u>	<u>\$ 768,076</u>	<u>\$ 1,512,597</u>

Note: Totals may not add due to rounding.

See independent auditor's report and notes to the financial statements.

ARDSLEY UNION FREE SCHOOL DISTRICT
SUPPLEMENTAL INFORMATION
SCHEDULE OF COMBINED STATEMENT OF REVENUES, EXPENDITURES AND
CHANGES IN FUND BALANCES - NON-MAJOR GOVERNMENTAL FUNDS
FOR THE YEAR ENDED JUND 30, 2017

	Special Aid	Cafeteria	Total Non-Major
REVENUES			
Real Property Taxes	\$ -	\$ -	\$ -
Other Tax Items	-	-	-
Nonproperty Taxes	-	-	-
Charges for Services	-	-	-
Use of Money and Property	-	-	-
Sale of Property and Compensation for Loss	-	-	-
Miscellaneous	-	41	41
Interfund Revenue	-	-	-
State Sources	455,724	7,032	462,756
Medicaid Reimbursement	-	-	-
Federal Sources	486,258	93,471	579,729
Surplus Food	-	20,643	20,643
Sales - School Lunch	-	588,814	588,814
Total Revenues	941,982	710,002	1,651,984
EXPENDITURES			
General Support	-	-	-
Instruction	1,149,693	-	1,149,693
Pupil Transportation	67,480	-	67,480
Community Service	-	-	-
Employee Benefits	-	-	-
Debt Service:			
Principal	-	-	-
Interest	-	-	-
Cost of Sales	-	586,952	586,952
Other Expenditures	-	-	-
Capital Outlay	-	-	-
Total Expenditures	1,217,173	586,952	1,804,125
Excess (Deficiency) of Revenues Over Expenditures	<u>(275,191)</u>	<u>123,050</u>	<u>(152,141)</u>
OTHER FINANCING SOURCES AND USES			
Proceeds from Debt	-	-	-
Operating Transfers In	282,558	-	282,558
Operating Transfers (Out)	(8,088)	-	(8,088)
Rounding	-	-	-
Total Other Sources (Uses)	274,470	-	274,470
Excess (Deficiency) of Revenues and Other Sources Over Expenditures and Other Uses	(721)	123,050	122,329
Fund Balances - Beginning of Year	-	600,821	600,821
Fund Balances - End of Year	\$ (721)	\$ 723,871	\$ 723,150

Note: Totals may not add due to rounding.


See independent auditor's report and notes to the financial statements.

ARDSLEY UNION FREE SCHOOL DISTRICT
 SUPPLEMENTAL INFORMATION
 SCHEDULE OF INVESTMENT IN CAPITAL ASSETS, NET OF RELATED DEBT
 FOR THE YEAR ENDED JUNE 30, 2018

Capital Assets, Net		\$ 53,366,440
Add:		
Unamortized Bond Issuance Costs	\$ 6,591	
Total Additions		6,591
Deduct:		
Short-Term Portion of Bonds Payable	3,125,000	
Long-Term Portion of Bonds Payable	22,150,000	
Short-Term Portion of Installment Purchase Debt	77,656	
Long-Term Portion of Installment Purchase Debt	131,829	
Unamortized Bond Issuance Premium Received at Closing	<u>-</u>	
Total Deductions		<u>(25,484,485)</u>
Investment in Capital Assets, Net of Related Debt		<u>\$ 27,888,546</u>

Note: Totals may not add due to rounding.

See independent auditor's report and notes to the financial statements.



Sickler, Torchia
Allen & Churchill, CPA's, PC
Your Partner When It Counts

Robert J. Allen, CPA
Victor V. Churchill, CPA
Edward J. Gower II, CPA
Joseph J. Montalto, CPA
Craig R. Sickler, CPA
Michael A. Torchia, Jr., CPA, CVA

INDEPENDENT AUDITOR'S REPORT ON INTERNAL CONTROL
OVER FINANCIAL REPORTING AND ON COMPLIANCE AND OTHER MATTERS
BASED ON AN AUDIT OF BASIC FINANCIAL STATEMENTS PERFORMED IN
ACCORDANCE WITH *GOVERNMENT AUDITING STANDARDS*

To the Board of Education
Ardsley Union Free School District
Ardsley, New York

We have audited, in accordance with the auditing standards generally accepted in the United States of America and the standards applicable to financial audits contained in Government Auditing Standards issued by the Comptroller General of the United States, the financial statements of the governmental activities, the business-type activities, the aggregate discretely presented component units, each major fund, and the aggregate remaining fund information of Ardsley Union Free School District (the "District"), as of and for the year ended June 30, 2018, and the related notes to the financial statements, which collectively comprise the District's basic financial statements, and have issued our report thereon dated October 4, 2018.

Internal Control Over Financial Reporting:

In planning and performing our audit of the financial statements, we considered the District's internal control over financial reporting (internal control) to determine the audit procedures that are appropriate in the circumstances for the purpose of expressing our opinions on the financial statements, but not for the purpose of expressing an opinion on the effectiveness the District's internal control. Accordingly, we do not express an opinion on the effectiveness of District's internal control.

A deficiency in internal control exists when the design or operation of a control does not allow management or employees, in the normal course of performing their assigned functions, to prevent, or detect and correct, misstatements on a timely basis. A *material weakness* is a deficiency, or a combination of deficiencies, in internal control, such that there is a reasonable possibility that a material misstatement of the entity's financial statements will not be prevented, or detected and corrected on a timely basis. A *significant deficiency* is a deficiency, or a combination of deficiencies, in internal control that is less severe than a material weakness, yet important enough to merit attention by those charged with governance.

Our consideration of internal control was for the limited purpose described in the first paragraph of this section and was not designed to identify all deficiencies in internal control that might be material weaknesses or, significant deficiencies. Given these limitations, during our audit we did not identify any deficiencies in internal control that we consider to be material weaknesses. However, material weaknesses may exist that have not been identified.

ARDSLEY UNION FREE SCHOOL DISTRICT


INDEPENDENT AUDITOR'S REPORT ON INTERNAL CONTROL
OVER FINANCIAL REPORTING AND ON COMPLIANCE AND OTHER MATTERS
BASED ON AN AUDIT OF BASIC FINANCIAL STATEMENTS PERFORMED IN
ACCORDANCE WITH *GOVERNMENT AUDITING STANDARDS*
(CONTINUED)

Compliance and Other Matters:

As part of obtaining reasonable assurance about whether the District's financial statements are free from material misstatement, we performed tests of its compliance with certain provisions of laws, regulations, contracts, and grant agreements, noncompliance with which could have a direct and material effect on the determination of financial statement amounts. However, providing an opinion on compliance with those provisions was not an objective of our audit, and accordingly, we do not express such an opinion. The results of our tests disclosed no instances of noncompliance or other matters that are required to be reported under *Government Auditing Standards*.

Purpose of this Report:


The purpose of this report is solely to describe the scope of our testing of internal control and compliance and the results of that testing, and not to provide an opinion on the effectiveness of the entity's internal control or on compliance. This report is an integral part of an audit performed in accordance with Government Auditing Standards in considering the entity's internal control and compliance. Accordingly, this communication is not suitable for any other purpose.


Hudson, New York
October 4, 2018

ARDSLEY UNION FREE SCHOOL DISTRICT

MANAGEMENT LETTER

JUNE 30, 2018



Sickler, Torchia
 Allen & Churchill, CPA's, PC
 Your Partner When It Counts

Robert J. Allen, CPA
 Victor V. Churchill, CPA
 Edward J. Gower II, CPA
 Joseph J. Montalto, CPA
 Craig R. Sickler, CPA
 Michael A. Torchia, Jr., CPA, CVA

October 4, 2018

Ardsey Union Free School District
 Ardsley, New York

In planning and performing our audit of the basic financial statements of Ardsley Union Free School District (the "District") for the year ended June 30, 2018, in accordance with auditing standards generally accepted in the United States of America and the standards applicable to financial audits contained in *Government Auditing Standards*, issued by the Comptroller General of the United States, we considered the District's internal control over financial reporting (internal control) as a basis for designing our auditing procedures for the purpose of expressing our opinions on the financial statements, but not for the purpose of expressing an opinion on the effectiveness of Ardsley Union Free School District's internal control. Accordingly, we do not express an opinion on the effectiveness of the District's internal control.

However, during our audit we became aware of several matters that are opportunities for strengthening internal controls and operating efficiency. The memorandum that accompanies this letter summarizes our comments and suggestions regarding those matters. We previously reported on the District's internal control in our report dated October 4, 2018. This letter does not affect our report dated October 4, 2018, on the basic financial statements of Ardsley Union Free School District.

We will review the status of these comments during our next audit engagement. We have already discussed many of these comments and suggestions with various District personnel, and we will be pleased to discuss them in further detail at your convenience, to perform any additional study of these matters, or to assist you in implementing the recommendations.

Sickler, Torchia, Allen & Churchill, CPA's, P.C.
 Hudson, New York

MEMORANDUM

PRIOR YEAR MEMORANDUM ITEMS

School Lunch Fund:

During the June 30, 2012 through 2015 audits, it was noted the School Lunch Fund had greater than three months' worth of average operating expenditures in its fund balance. The fund balance has grown each year during this period.

June 30, 2016 Status:

During the current year audit, it was noted the school lunch fund has \$546,601, which is greater than three months' worth of average operating expenditures. The District should formalize a multiyear plan to utilize these funds for the benefit of the program. Accordingly, we will continue to monitor this area.

June 30, 2017 Status:

During the current year audit, it was noted the school lunch fund has \$600,821, which is greater than three months' worth of average operating expenditures. The District should formalize a multiyear plan to utilize these funds for the benefit of the program. Accordingly, we will continue to monitor this area.

June 30, 2018 Status:

During the current year audit, it was noted the school lunch fund has \$723,871, which is greater than three months' worth of average operating expenditures. The District should formalize a multiyear plan to utilize these funds for the benefit of the program. Accordingly, we will continue to monitor this area.

Extraclassroom Activity Funds:

Annually the District has clubs on the books which showed no financial activity. Clubs are not necessarily inactive even though there are no funds in their account. The District recognizes that regulations require that funds of a discontinued activity revert to the account of the general student organization.

June 30, 2016 Status:

During the current year audit, it was noted that 17 funds showed no activity. The District should recognize each year all active clubs even if they don't have financial activity. This can be accomplished by supplying a list at least annually to the Board of Education. Accordingly, we will continue to monitor this area.

June 30, 2017 Status:

During the current year audit, it was noted that 19 funds showed no activity. The District should recognize each year all active clubs even if they don't have financial activity. This can be accomplished by supplying a list at least annually to the Board of Education. Accordingly, we will continue to monitor this area.

MEMORANDUM

PRIOR YEAR MEMORANDUM ITEMS (CONTINUED)

June 30, 2018 Status:

During the current year audit, it was noted that 14 funds showed no activity. The District should recognize each year all active clubs even if they don't have financial activity. This can be accomplished by supplying a list at least annually to the Board of Education. Accordingly, we will continue to monitor this area.

Extraclassroom Activity Funds:

A new cash management system was implemented in the 2011-2012 school year for the Middle School activities fund. This system did not require prenumbered receipts.

June 30, 2016 Status:

During the current year audit, it was noted that prenumbered receipts were not available for testing. Prenumbering of receipts is a basic control and is utilized at the High School. It is advisable to consistently apply controls throughout the District. Accordingly, we will continue to monitor this area.

June 30, 2017 Status:

During the current year audit, it was noted that prenumbered receipts were not available for testing. Prenumbering of receipts is a basic control and is utilized at the High School. These were noted during preliminary tested and discussed with administration. When examined again during concluding fieldwork no exceptions were noted. It is advisable to consistently apply controls throughout the District. Accordingly, we will continue to monitor this area.

June 30, 2018 Status:

During the current year audit, it was noted that prenumbered receipts were available for testing at the Middle School this year. *We consider this matter resolved.*

Extraclassroom Activity Funds:

During the 2014 year audit, we noted thirteen deposit forms and four expense forms that were not fully completed. The incomplete forms were missing various signatures.

We recommend the District go over the extraclassroom fund policies and work to strengthen the overall controls over the funds.

June 30, 2016 Status:

During our current year audit, we found twelve deposit forms and two expense forms that were not fully completed. All of the testing exceptions related to signature on forms; all of the student treasurers and three of the faculty advisors (school store). All findings occurred in the Middle School Clubs. Additionally, one of the tested deposits in the Middle School Clubs was recorded in the cash receipt book for \$5 less than the actual check. Accordingly, we will continue to monitor this area.

MEMORANDUM

PRIOR YEAR MEMORANDUM ITEMS (CONTINUED)

June 30, 2017 Status:

During our current year audit, we found nine deposit forms were not fully completed. All of the testing exceptions related to signature on forms. All findings occurred in the Middle School Clubs. These were noted during preliminary testing and discussed with administration. When examined again during concluding fieldwork no exceptions were noted. Accordingly, we will continue to monitor this area.

June 30, 2018 Status:

During our current year audit, found thirteen deposit forms and three expense form that were not fully completed. All of the testing exceptions related to signature on forms. Fifteen occurred in the Middle School Clubs and one in the High School Club. These were noted during preliminary tested and discussed with administration. When examined again during concluding fieldwork no exceptions were noted. Accordingly, we will continue to monitor this area.

CURRENT YEAR MEMORANDUM ITEMS

None Noted