

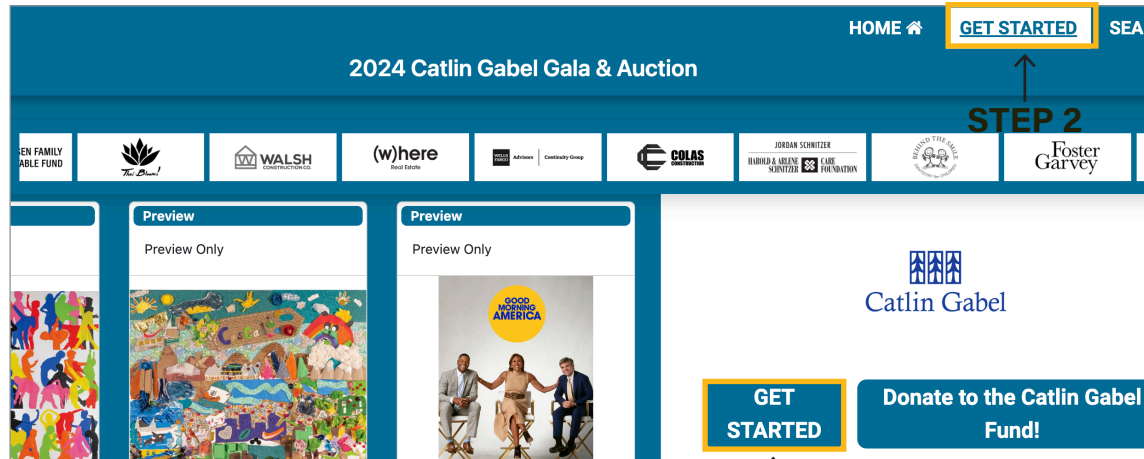
HOW TO REGISTER FOR AUCTION BIDDING

STEP 1

Go to <https://www.catlin.edu/online-auction>

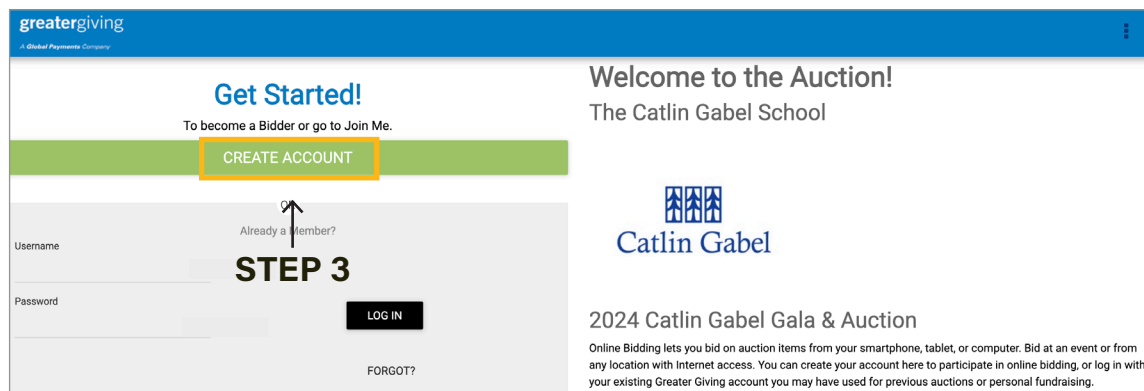
STEP 2

Click "Get Started" button



STEP 3

Click "Create Account" button.




STEP 4

Enter Email Address and click "Confirm" button.

STEP 5

Wait for a verification email from noreply@supporter.greatergiving.com

(Please check your junk or spam folder if you don't receive it).



HOW TO REGISTER FOR AUCTION BIDDING

STEP 6

Follow the verification link in the email, complete the "Review Account Information" form (provide your mobile phone number if you would like to receive text notifications during the auction), and click the "Create" button.

STEP 7

Verify payment method, billing address, email, and mobile number are correct. Click on the dark gray boxes to edit information.

STEP 8

Click on the "Start Bidding!" button to enter the auction

2024 Catlin Gabel Gala & Auction

The Auction is Open!

STEP 8 →

Start Bidding!

← **STEP 7**

JANE DOE AMEXXXXXXXXX1234

1ST AVE, PORTLAND, OR 97219

EMAIL@GMAIL.COM / (123)123-1234