

Budget Workshop #2

TUESDAY, FEBRUARY 27, 2024

Board of Education: Class Size Policy #8480

CLASS SIZE RANGES

Grade	Range
Kindergarten (without aides)	17-19
Kindergarten (with aides)	18-22
First – Fourth Grade	19-23
Fifth – Eighth Grade	20-24
Ninth – Twelfth Grade	20-26

IDEAL CLASS SIZE

Grade	Ideal Size
Kindergarten	18
1 st Grade	19
2 nd Grade	20
3 rd Grade	21
4 th – 8 th Grade	22
HS English	18
Secondary World Language; Math; Science; Social Studies	20

An additional class section will be added when the total number of students is greater than that which could be served by using the ideal class size. This means that the ideal number will be divided into the total number of students and if, after creating the appropriate number of sections the remainder exceeds $\frac{1}{2}$ the ideal class size, an additional section will be created.



Concord Road Enrollments (as of January 26, 2024)

Grade	2023-2024	Sections	Average Class Size	Ideal Class Size
Kindergarten	146	8	18	18
1 st Grade	149	8	19	19
2 nd Grade	146	8	18	20
3 rd Grade	163	8	20	21
4 th Grade	195	9	22	22
Special Education	10			
Total	809	41		



Concord Road Projected Enrollments (as of January 26, 2024)

Grade	Projected 2024-2025	Projected Sections	Projected Average Class Size	Ideal Class Size
Kindergarten	140	8	18	18
1 st Grade	153	8	19	19
2 nd Grade	150	8	19	20
3 rd Grade	148	7	21	21
4 th Grade	165	8	21	22
Special Education	10			
Total	766	39		

Capacity to reduce to reduce two sections and maintain ideal class sizes per Board Policy.

****Projection uses cohort survival and historical migration.**
Source: Western Suffolk BOCES Enrollment Projection Updated January 2024



Kindergarten Registration

Approx. Date	Incoming K 24/25	Incoming K 23/24	Incoming K 22/23	Incoming K 21/22	Incoming K 20/21**	Incoming K 19/20	Incoming K 18/19*
Mid to End of Feb	139	141	129	135	135	153	126
End of March		146	137	143	143	173	
End of April		145	131	129	144	178	
End of May		132	131	131	143	174	
Mid-June			135	127	138		
Sept (opening)		145	143	135	136	179	154
End of September		146	143				
January (Period 5)		146	143	138	142	184	162

- K registration packages are sent out initially at the end of February by surveying local pre-schools, sibling information and CPSE information.
- New residents can request registration packets at any time.
- As of February 26th we are preparing to send out 139 packets
- If we have more than 153 kindergarten students, we may need to increase to 9 sections:
 - 8 sections x 18 ideal class size = 144;
 - ½ of ideal class size = 9;
 - 144 + 9 = 153 maximum students before adding additional section.



*18/19 metrics not available only sporadic dates as indicated in schedule

**20/21 COVID Closure after March 13th

Ardsley Middle School (as of January 26, 2024)

Grade	2023-2024	2024-2025 Projected Enrollment	Change in Enrollment
Grade 5	193	201	8
Grade 6	224	196	-28
Grade 7	164	224	60
Grade 8	180	165	-15
Special Education	10	10	
Total	771	796	25

**Projection uses cohort survival and historical migration.

Source: Western Suffolk BOCES Enrollment Projection Updated January 2024



Ardsley High School (as of January 26, 2024)

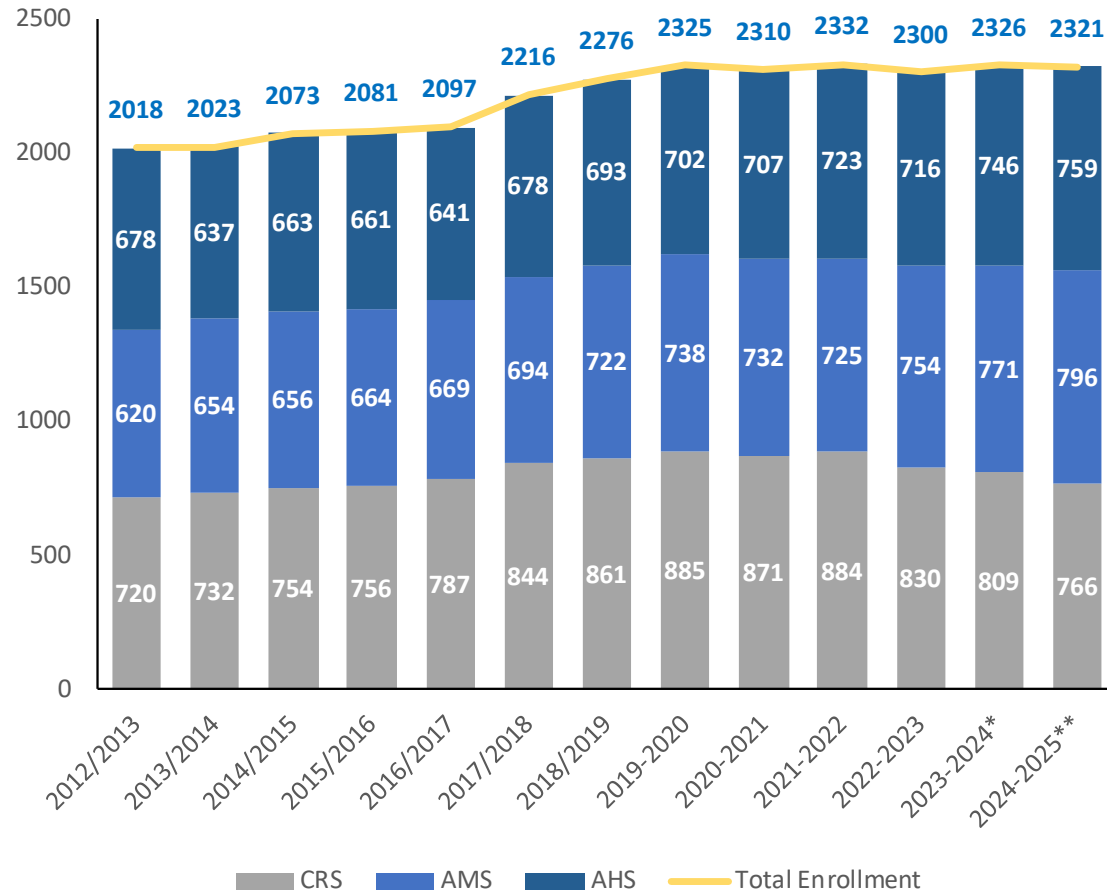
Grade	2023-2024	2024-2025 Projected Enrollment	Change in Enrollment
Grade 9	190	180	-10
Grade 10	180	191	11
Grade 11	194	179	-15
Grade 12	166	193	27
Special Education	16	16	
Total	746	759	13

**Projection uses cohort survival and historical migration.

Source: Western Suffolk BOCES Enrollment Projection Updated January 2024



Total Enrollment By Building



*23/24 Enrollment as of January 26, 2024.

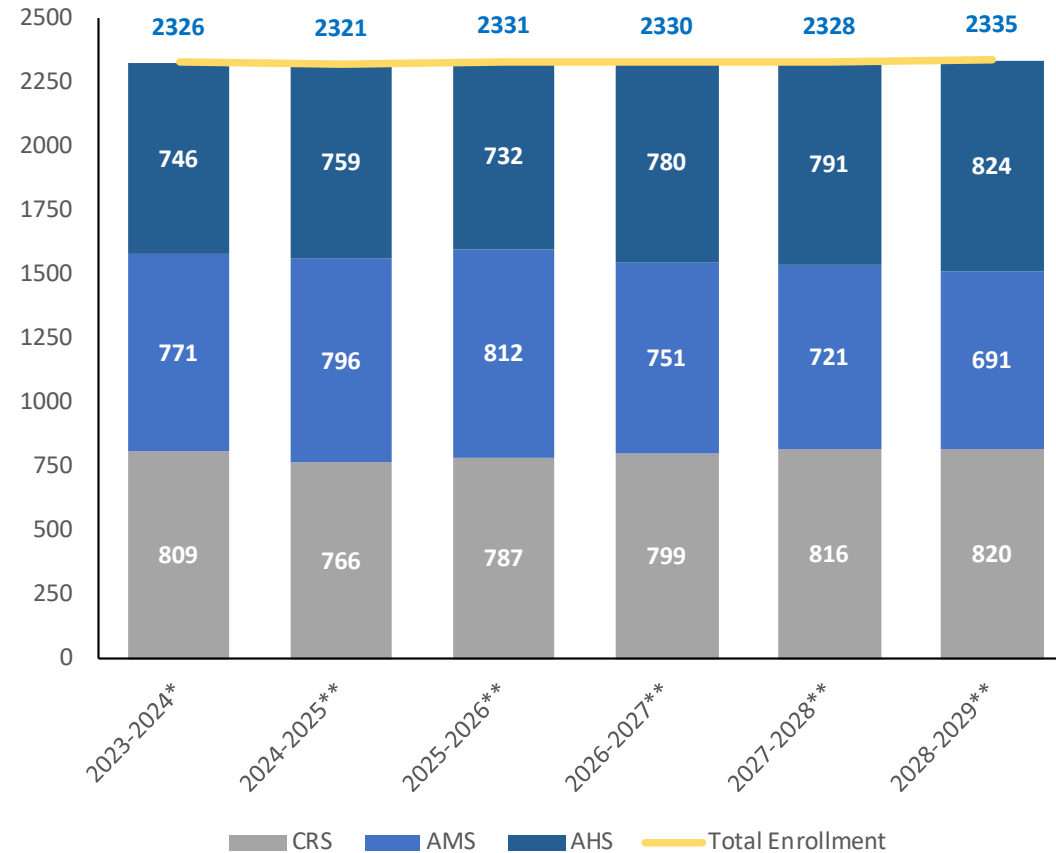
**24/25 Projection uses cohort survival and historical migration. Source: Western Suffolk BOCES Enrollment Projection Updated January 2024

Enrollment numbers do not include out of district placements.

Historical Enrollment from BEDS Data



Total Enrollment By Building – 5 Year Projection

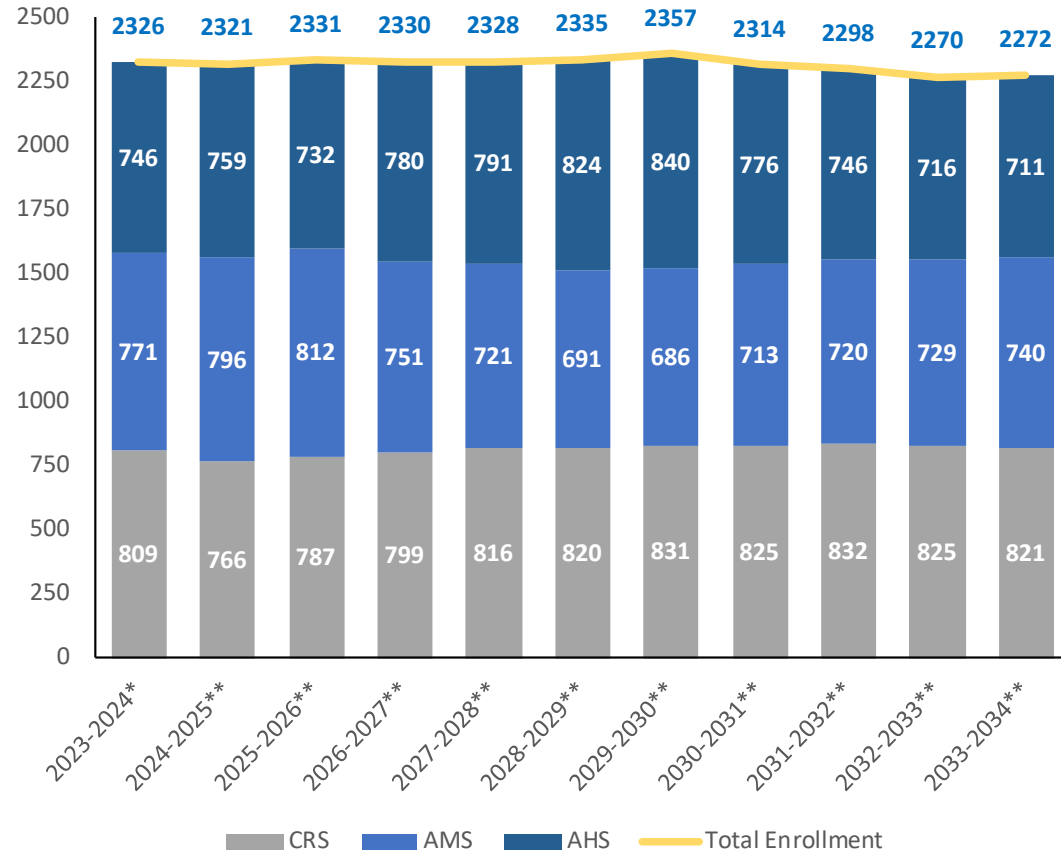


*23/24 Enrollment as of January 26, 2024.

**24/25 – 28/29 Projection uses cohort survival and historical migration. *Source: Western Suffolk BOCES Enrollment Projection Updated January 2024*
 Enrollment numbers do not include out of district placements.



Total Enrollment By Building – 10 Year Projection

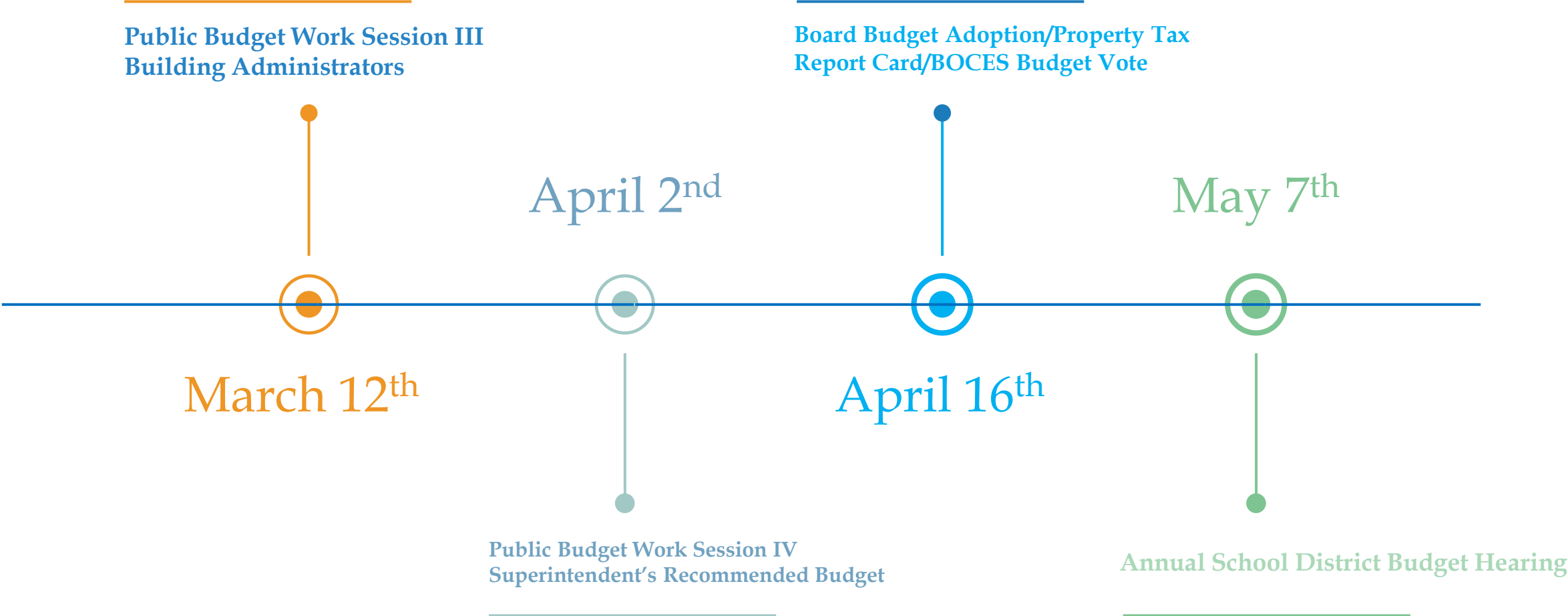



*23/24 Enrollment as of January 26, 2024.

**24/25 – 33-34 Projection uses cohort survival and historical migration. Source: Western Suffolk BOCES Enrollment Projection Updated January 2024
Enrollment numbers do not include out of district placements.



Budget Development Process – Future Meetings






Budget Vote and Board of Education Elections
Tuesday, May 21, 2024

Polls open at Ardsley High School

6:00am - 10:00am

2:00pm - 9:00pm



Questions

For further information regarding the 2024-2025 Budget,
please visit the District webpage at:

www.ardsleyschools.org
or email
budget@ardsleyschools.org