

Dates: _____



Grade 1: Weekly Phonics Focus

Lesson 1

In our classroom this week, we are reviewing **letter names and sounds**. Here are the letters to practice this week:

Consonants	b, c, d, f, g, h, j, k, l, m, n, p, q, r, s, t, v, w, x, z y at the beginning of a word
Vowels	a, e, i, o, u y at the end of a word

This letter includes activities to practice at home this week. In addition, use the **Sound-Spelling Chart** on the back of this page and the activities and questions from the initial **Family Support Letter** to further assist your child's success in learning the weekly phonics focus.

Letters and Sounds

Using the *Sound-Spelling Chart* on the back of this page, ask your child to identify uppercase and lowercase letters and associate the correct sound with each letter. Have your child point to each letter, say the letter name, the keyword, and the sound the letter spells. (Example: Aa, apple, /ă/)

Note: A letter in slashes, such as /m/, indicates that the letter sound rather than the letter name should be said.


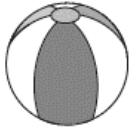











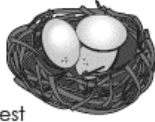





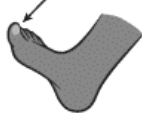






Listen for the Sound

Ask your child to listen for the first sounds in words by saying, "I am going to say a word. After I say the word, you will follow these steps." Then, read the steps.

1. Repeat the word.
2. Say the first sound in the word.
3. Say the letter name that spells the first sound.
4. Point to the letter on the *Sound-Spelling Chart* (found on the back of this page).

1. at (at, /ă/, Aa)	3. pie (pie, /p/, Pp)	5. inch (inch, /ĩ/, li)
2. time (time, /t/, Tt)	4. nap (nap, /n/, Nn)	6. win (win, /w/, Ww)

Continue steps 1-4, on the previous page, to practice all 26 letters on the *Sound-Spelling Chart*. This activity can continue for several weeks or until your child has mastered all the letter names and sounds.

Aa  apple	Bb  ball	Cc  cat	Dd  dog	Ee  echo
Ff  fish	Gg  goat	Hh  hand	Ii  itch	Jj  jet
Kk  kite	Ll  leaf	Mm  mouse	Nn  nest	Oo  octopus
Pp  pig	Qq  queen	Rr  rug	Ss  sun	Tt  toe
Uu  up	Vv  van	Ww  wig	Xx  box	Yy  yo yo
Zz  zipper	Sound-Spelling Chart			

Note: Keep the Sound-Spelling Chart to use as a reference throughout the school year.