



1. Click on the Google Chrome browser icon.

2. Log into Chrome.

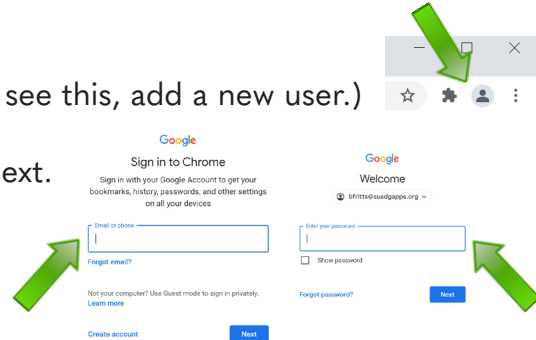
Click the person icon, top right. (If you do not see this, add a new user.)

Click Turn on Sync. 

Type your child's susdgapps.org account. Hit Next.

Example: jdoe92@susdgapps.org.

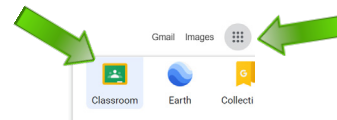
Type in your child's password. Hit Next.



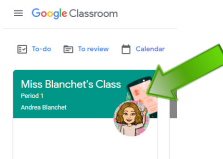
3. Open up Google Classroom.

Open up a new browser tab and click the waffle icon.

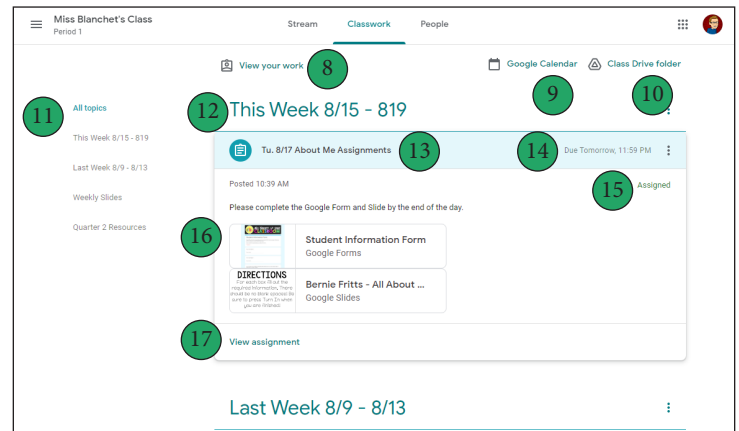
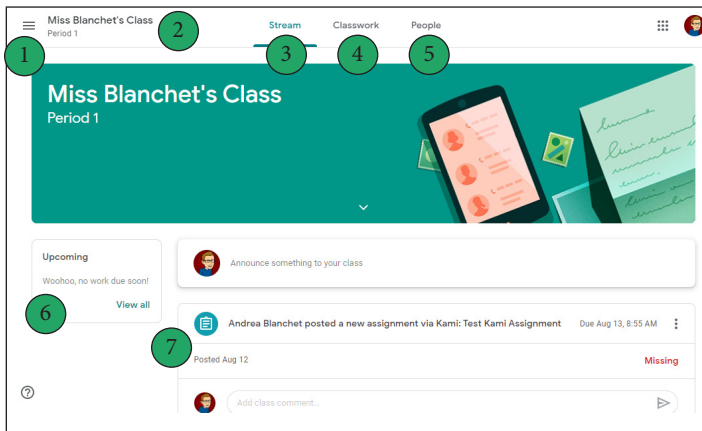
Select Classroom. It may be further down the list.



4. Click on the class you wish to view.



5. Navigating Classroom



1. Menu of Classes
2. Current Class
3. Announcements Page
4. Assignments
5. Teacher(s) & Classmates
6. Upcoming Assignments

7. Updates from the teacher
8. See Your Grades
9. See Due Dates
10. View Your Files
11. Topics Available
12. Topic Headings

13. Assignment Title
14. Assignment Due Date
15. Assignment Status
16. Attached Files/Links
17. Click to View Assignment