

REGIONAL SCHOOL DISTRICT NO. 7
NEWBURY LIBRARY-MEDIA CENTER
BOARD OF EDUCATION MINUTES

February 28, 2024 – 6 p.m.

DRAFT

PRESENT: Chair Ms. Molly Sexton Read (B), Vice-Chair Mr. Robert Jerram (NH), Ms. Deborah Bell (N), Ms. Kim Crone (N), Ms. Mary Duran (B), Ms. Lisa Fragale(C), Superintendent Steven K. LePage, Director of Finance & Operations Mr. James Gaskins.

Absent: Secretary/Treasurer Mr. Noel Gauthier (NH), Ms. Theresa Kenneson (C).

CALL TO ORDER: Ms. Sexton Read called the Board of Education meeting to order at 6:05 p.m.

PUBLIC PORTION: None.

APPROVAL OF MINUTES

MOTION by Mr. Jerram, seconded by Ms. Fragale, to **APPROVE** the February 14, 2024, Board of Education Meeting Minutes, as presented. **AYE:** Ms. Sexton Read, Mr. Jerram, Ms. Bell, Ms. Fragale, Ms. Duran. **NAY:** None. **ABSTAIN:** Ms. Crone. **MOTION PASSED.**

MOTION by Mr. Jerram, seconded by Ms. Fragale, to **APPROVE** the February 14, 2024, Special Board of Education Minutes, as presented. **AYE:** Ms. Sexton Read, Mr. Jerram, Ms. Duran, Ms. Fragale. **NAY:** None. **ABSTAIN:** Ms. Bell, Ms. Crone. **MOTION PASSED.**

MOTION by Ms. Duran, seconded by Ms. Fragale, to **APPROVE** the February 21, 2024, Special Board of Education Minutes, as presented. **AYE:** Ms. Sexton Read, Mr. Jerram, Ms. Duran, Ms. Fragale. **NAY:** None. **ABSTAIN:** Ms. Bell, Ms. Crone. **MOTION PASSED.**

PRESENTATION OF SUPERINTENDENT'S BUDGET OVERVIEW 2024-2025

Superintendent LePage began his Proposed 2024-2025 Budget Presentation thanking Mr. James Gaskins, Ms. Diane Barrett, and Ms. Hope Carfiro, for their assistance. Superintendent LePage's recommended budget, representing the goals and mission of enabling all students to achieve academic and personal excellence, is for \$24,305,668. This is an increase of \$850,140 and 3.62% over the 2023-2024 Budget.

Superintendent LePage presents the drivers of this proposed budget. He expressed the budget drivers are seeking the right balance with the student needs, with limited resources. Budget drivers include significant increases in the Special Education Outplacements, the continued Specialized High School Program Support, the significant increase in the medical benefits renewal and the Athletic Trainer Requirements with new State Mandates in place. Another budget driver is keeping the department level funding increase at 0%, deferring spending on school capital needs, and the one new Ag-Ed teacher request is not included in the budget. There are also three teaching position reductions. Superintendent LePage reviews the fiscal cliff considerations for RSD#7- Budget Elimination of 2-year Grant funding as of June 30, 2023, which include Esser Middle School SEL and Academic Support, the ARP Grant Funded Middle School Math Teacher, and the elimination of the Emergency Connectivity Grant.

Superintendent LePage discussed the Social Security increases during the last five years have averaged 4.14% compared to the average RSD#7 budget increase of only 2.10% and average assessment of 1.83%. Superintendent LePage explained when reviewing the District Reference Groups (DRGs), which are a State classification system that groups local and regional public school districts together based on the

similar socioeconomic status of their students, RSD#7 High Schools falls in the 81.3% and the RSD#7 Middle School falls 78.2% in comparison to similar classified area school districts. Superintendent LePage presented the Regional School District No. 7's Smarter Balance Achievement results, the range of current expenditures per pupil in the Berkshire League, PSAT and SAT comparative data and the percentage of students with AP scores of 3 or higher. Superintendent LePage discussed the current and projected member town enrollment and the changes in average daily membership by town.

Superintendent LePage presented how RSD#7 focuses on continued excellence by adding the following courses for 2024-2025: Digital Design Studio, Art Classroom Mentorship, Advanced Personal Finance, Business Classroom Mentorship, UConn ECE: If You Love It, Teach It, Journalism II, Zoology, UConn EMT Training (pending approval) and the History of Rock and Roll. Additions to World Language are Adv. Topics in Italian: Honors Film and Honors Novel. Ag Ed and Tech courses offers for the 2024-2025 school year include Ag Business Management and Fisheries Management.

Additionally, Superintendent LePage provided an Object breakdown overview of the budget increases and decreases in salaries, benefits, purchased professional and technical services, purchased property services, supplies, property, other objects and debt services. Explanation was provided of the major budget drivers. Excess Cost expenditures offsets reflected in special education, professional and technical services, transportation and tuitions. Superintendent LePage displayed a historical perspective on assessments over a 5-year period.

Superintendent LePage concluded that Regional School District No. 7, the pride of the Northwest Corner, with exceptional teachers, strong administrators and support staff, and outstanding custodial staff, provides a rigorous and comprehensive educational program for all learners, and students that graduate with exceptional academic achievement results. Discussion followed.

OLD BUSINESS

Updates- Ms. Sexton Read and BOE Members thanked Superintendent LePage for the Valentine's chocolates that were distributed to the BOE members on the 2.14.24 BOE Meeting

BOE Goals- None

NEW BUSINESS

None

Jessica Angell- Letter of Resignation

MOTION by Mr. Jerram, seconded by Ms. Crone, to **ACCEPT** Ms. Angell's letter of resignation, as presented. The RSD#7 family greatly appreciates the years of service and dedication to the district, and wishes Ms. Angell much success in her new position. **AYE:** Ms. Sexton Read, Mr. Jerram, Ms. Bell, Ms. Crone, Ms. Duran, Ms. Fragale. **NAY:** None. **ABSTAIN:** None. **MOTION PASSED.**

OPPORTUNITY FOR PUBLIC TO SPEAK ON AGENDA ITEMS

None

ADJOURNMENT

MOTION by Ms. Bell, seconded by Ms. Fragale, to **ADJOURN** at 7:29 p.m. **AYE:** Ms. Sexton Read, Mr. Jerram, Ms. Bell, Ms. Crone, Ms. Duran, Ms. Fragale. **NAY:** None. **ABSTAIN:** None. **MOTION PASSED.**

Respectfully submitted,

Diane Barrett
Board Clerk



**Northwestern Regional School District No. 7
Superintendent's Proposed 2024-2025 Budget
Presented: February 28, 2024**

The Pride of the Northwest Corner


February 28, 2024

Superintendent's Budgeting Commitments:

We will:

- ***remain transparent and conscientious in our approach to budget development***
- ***request and secure the resources we believe essential to educate and support our students and staff***
- ***model our Vision of the Graduate attributes in all budget development practices, and through my leadership practices***
- ***do our very best to ensure that Northwestern Regional School District No. 7 remains a model of excellence in the state and on the national level***

Northwestern Vision of the Graduate



The Pride of the Northwest Corner

Proposed Budget: Historical Overview

<u>Year</u>	<u>Budget</u>	<u>Assessment</u>
• 2019-2020	1.77%	1.54%
• 2020-2021	2.53%	2.49%
• 2021-2022	1.33%	0.38%
• 2022-2023	2.45%	1.97%
• 2023-2024	2.42%	2.79%

• 2024-2025	3.62%	3.93%

Five Year Average Budget Increase:
2.10%

Five Year Assessment Average: **1.83%**



Budget Drivers: Seeking the Right Balance

Students Needs/Limited Resources

Special Education Programming:

- Significant Increase in Special Education Outplacements
- Continue Specialized High School Program Support

Regular Education Programming:

- Significant Increase in Medical Benefits Renewal
- Athletic Trainer Requirements (State Mandates)

Budget Mitigation Staffing Reductions:

- Department Level funding increase held at 0%
- Deferred spending on school capital needs
- 1 new Ag-Ed teacher request not included in this budget
- 3 Teaching Position Reductions:
 - 1.6 High School (English and World Language)
 - 0.4 Middle School (World Language)
 - 0.6 High School Social Studies not replaced (0.8 total reduction in sections)
 - Increase of 0.6 Library Media Specialist to full 1.0 FTE

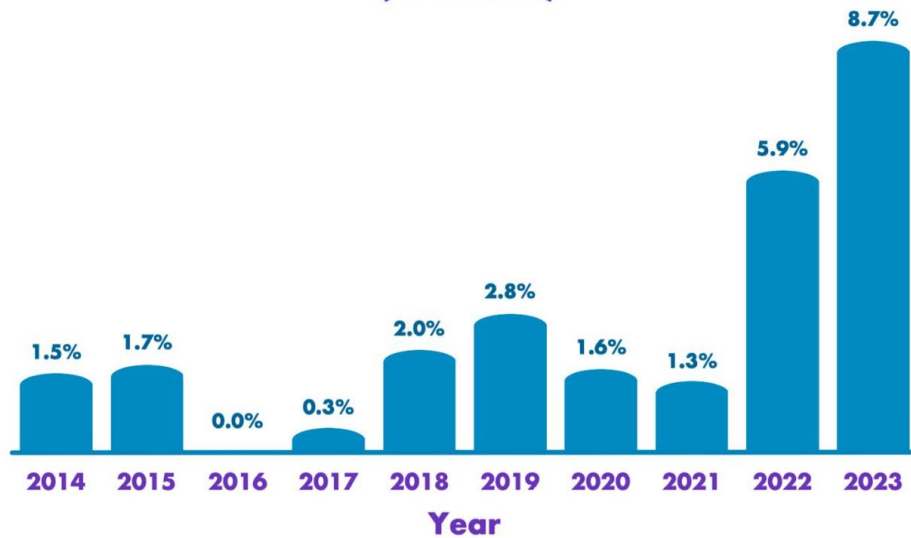
“Fiscal Cliff” Considerations for NWR7:

- Budget Elimination of 2-Year Grant Funding as of June 30, 2023
 - ESSER Middle School SEL and Academic Support (\$106,949)
 - ARP Middle School Math Teacher (\$213,277)
 - Emergency Connectivity Grant (\$113,102)



Budgeting For Efficiency and Excellence Through Challenging Times

Social Security Cost-of-Living Adjustments (COLAs)



Source: The Social Security Administration

The Motley Fool

Social Security COLA increases during the last 5 years have averaged 4.14% compared to the average NWR7 Budget Increase of only 2.10%, and Average Assessment Increase of 1.83%.

Social Security Cost-Of-Living Adjustments

Year	COLA	Year	COLA	Year	COLA
1975	8.0	1995	2.6	2015	0.0
1976	6.4	1996	2.9	2016	0.3
1977	5.9	1997	2.1	2017	2.0
1978	6.5	1998	1.3	2018	2.8
1979	9.9	1999	2.5	2019	1.6
1980	14.3	2000	3.5	2020	1.3
1981	11.2	2001	2.6	2021	5.9
1982	7.4	2002	1.4	2022	8.7
1983	3.5	2003	2.1	2023	3.2
1984	3.5	2004	2.7		
1985	3.1	2005	4.1		
1986	1.3	2006	3.3		
1987	4.2	2007	2.3		
1988	4.0	2008	5.8		
1989	4.7	2009	0.0		
1990	5.4	2010	0.0		
1991	3.7	2011	3.6		
1992	3.0	2012	1.7		
1993	2.6	2013	1.5		
1994	2.8	2014	1.7		

Budget Comparison Data

<u>Town/Region:</u>	<u>DRG</u>	<u>2023/24 Adopted Budget Percent</u>	<u>2024/25 Sup Proposed Budget</u>	<u>2024/25 BOE Adopted Budget</u>
Bethany	C	3.58%	5.44%	5.44%
Cheshire	B	5.37%	6.05%	5.97%
Cromwell	D	6.37%	5.75%	6.63%
East Hampton	D		6.21%	
East Lyme	D	6.80%	6.08%	
Ellington	C	4.83%	4.23%	4.05%
Greenwich	B	2.90%	6.50%	5.60%
Guilford	B	4.63%	5.46%	
Madison	B	2.52%	3.44%	3.41%
Milford	D	4.20%	4.70%	4.70%
Monroe	B	4.80%	7.15%	7.15%
New Canaan	A	4.00%	6.54%	6.59%
Newington	D	4.50%	7.99%	
Tolland	C	3.00%	6.98%	6.35%
Southington	D	5.79%	8.35%	6.24%

Budget Comparison Data

<u>Town/Region:</u>	<u>DRG</u>	<u>2023/24 Adopted Budget Percent</u>	<u>2024/25 Sup Proposed Budget</u>	<u>2024/25 BOE Adopted Budget</u>
Newtown	B	3.57%	4.99%	5.59%
Old Saybrook	D	4.94%	3.38%	3.38%
Oxford	C	3.27%	5.65%	5.77%
Region #7	C	2.42%	3.62%	
Region #8	C	2.85%	2.64%	
Region #12	C	5.26%		
Region #13	C	3.98%	4.48%	
Region #17	C		4.99%	
Region #18	C	2.91%	0.62%	3.00%
Region #19	C	3.99%		
Region #20	C	2.91%		
Rocky Hill	D	3.78%	5.84%	
Somers	C	4.34%	6.84%	6.48%
Suffield	C	5.69%	4.19%	

How do our *State Report Card* Results compare to DRG C High Schools?

School:	Student #	Grades	F.T.E.	F.T.E./Student Ratio	Accountability Index Score:
Northwestern HS	564	9-12	67.6	8.3	81.3
Canton HS	464	9-12	50.0	9.3	81.6
Ellington HS	737	9-12	77.4	9.5	77.4
Oxford HS	527	9-12	51.9	10.2	75.0
Somers HS	384	9-12	57.9	6.6	75.8
Suffield HS	676	9-12	75.3	9.0	76.0
Tolland HS	724	9-12	67.8	10.7	77.3
Reg. 4 Valley HS	489	9-12	58.0	8.4	75.1
Reg. 8 RHAM HS	819	9-12	92.0	10.6	77.0
Reg. 10 Lewis Mills	648	9-12	71.7	9.0	77.0

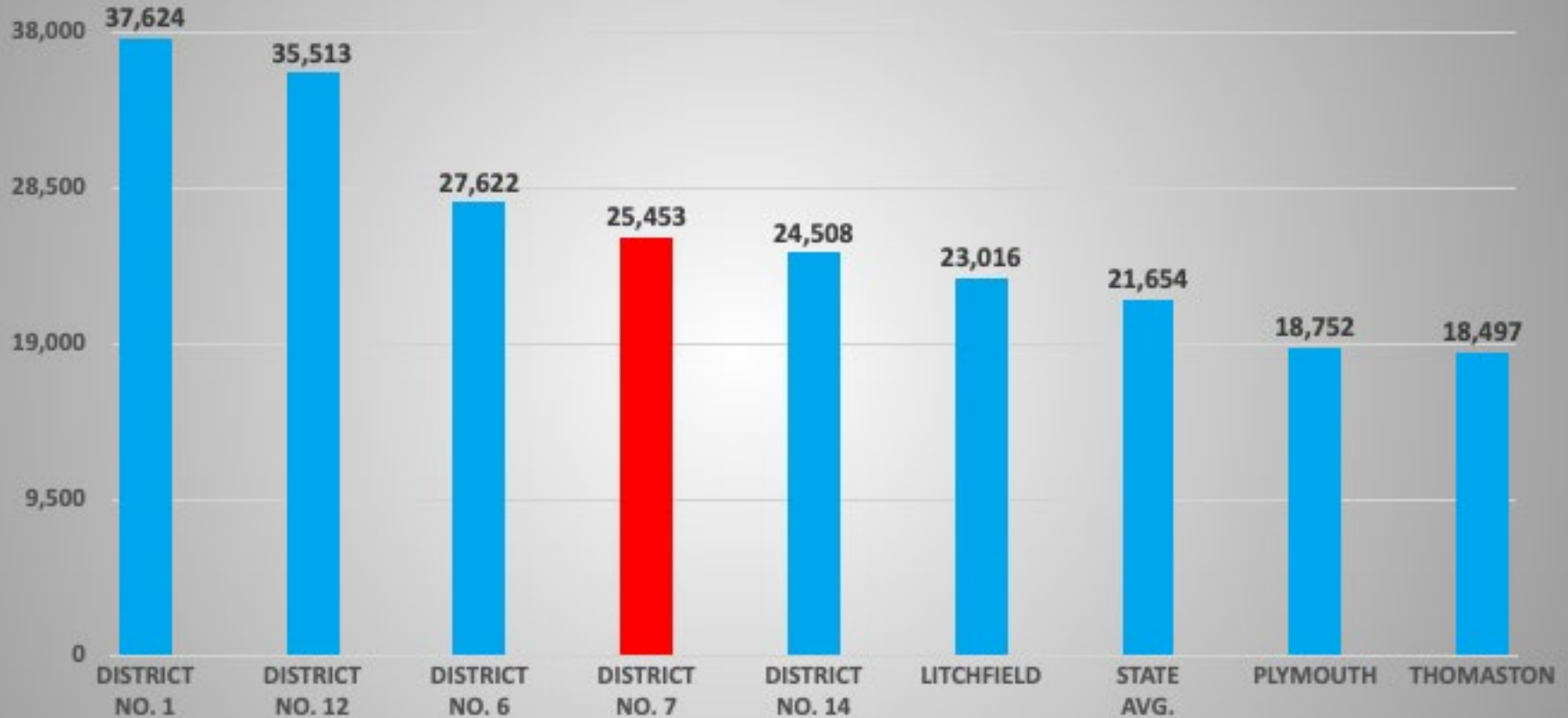
How do our *State Report Card* Results compare to DRG C High Schools?

School:	Student #	Grades	F.T.E.	F.T.E./Student Ratio	Accountability Index Score:
Reg. 12 Shepaug HS	494	9-12	59.8	8.3	75.1
Reg. 13 Coginchaug HS	359	9-12	49.2	7.3	77.6
Reg. 14 Nonnewaug HS	652	9-12	75.6	8.6	77.3
Reg. 18 Lyme-Old Lyme HS	392	9-12	51.2	7.7	91.5
Reg. 19 E.O. Smith HS	1,033	9-12	110.5	9.3	76.5
<u><i>Others, not in DRG C:</i></u>					
The Gilbert School	410	9-12	49.8	8.2	61.3
Reg 1 Housatonic Reg. HS	319	9-12	49	6.5	68.5

How do our *State Report Card* Results compare to DRG C Middle Schools?

School:	Student #	Grades	F.T.E.	F.T.E./Student Ratio	Accountability Index Score:
Northwestern MS	243	7-8	32.3	7.5	78.2
Canton MS	247	7-8	25.2	9.8	62.3
Ellington MS	398	7-8	41.4	9.6	67.4
Oxford MS	410	7-8	41.6	9.9	58.8
Somers MS	304	6-8	33.3	9.1	72.3
Suffield MS	445	6-8	56.5	7.9	66.5
Tolland MS	519	7-8	53.3	9.7	74.4
Reg. 4 MS	238	7-8	26.3	9.0	57.7
Reg. 8 RHAM MS	369	7-8	39.8	9.3	62.3
Reg. 10 Har-Bur MS	653	5-8	72	9.1	75.9

Range of Net Current Expenditures Per Pupil Berkshire League*



*Data for Gilbert unavailable.
Source: CSDE 1/25/24



Northwestern Middle School




Northwestern Middle School

Smarter Balanced Achievement Results

	2021	2022	2023
ELA	58%	62%	68%
Math	34%	50%	61%
NGSS	58%	64%	71%

Percentage of students that met/exceeded goal

Middle School Points of Pride



Our Northwestern MS Students' Satisfaction With Their School

9 PASS Factors

1. Feelings about school
2. Perceived learning capability
3. Self-regard as a learner
4. Preparedness for learning
5. Attitudes to teachers
6. General work ethic
7. Confidence in learning
8. Attitudes to attendance
9. Response to curriculum

High satisfaction with their school experience	Students/Cohorts in the 31st - 100th percentile
Moderate satisfaction with their school experience	Students/Cohorts in the 21st - 30th percentile
Low moderate satisfaction with their school experience	Students/Cohorts in the 6th - 20th percentile
Low satisfaction with their school experience	Students/Cohorts in the lowest 5% of responses

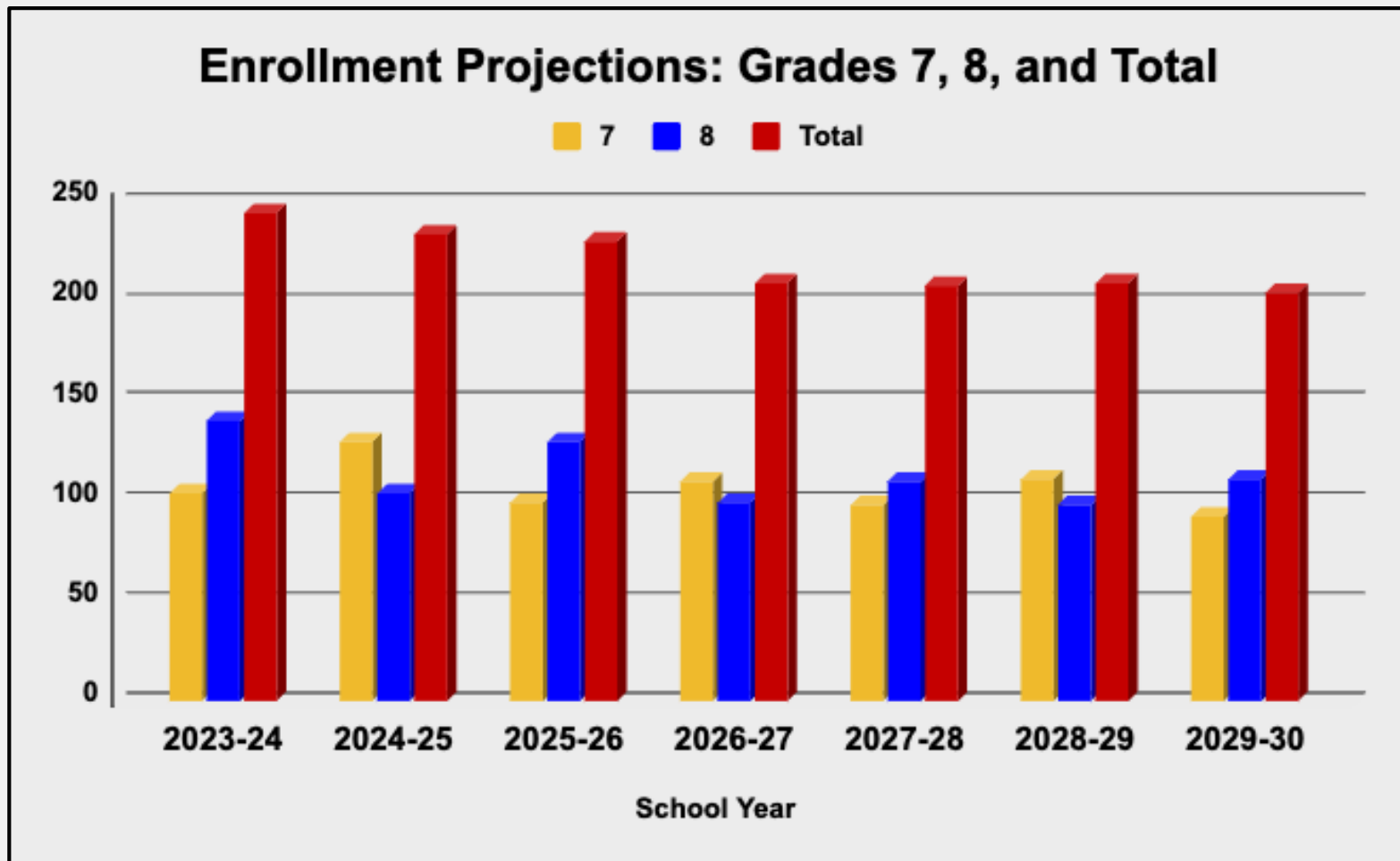
Fall 2023 Overall:

Factor	Feelings about school	Perceived learning capability	Self-regard as a learner	Preparedness for learning	Attitudes to teachers	General work ethic	Confidence in learning	Attitudes to attendance	Response to curriculum demands
Percentile score	62.1	56.3	60.0	46.3	57.9	64.6	55.3	49.6	51.9

Middle School Enrollment Outlook

Grade	2023-24	2024-25	2025-26	2026-27	2027-28	2028-29	2029-30
7	104	130	100	110	98	112	93
8	141	104	130	100	110	98	112
Total:	245	234	230	210	208	210	205

*Oct. 2023



Northwestern High School

focused on expanded opportunities and excellence

Additional Course Offerings

- **Agricultural Education**
 - Ag Business Management
 - Fisheries Management
- **Art**
 - Digital Design Studio
 - Art Classroom Mentorship
- **Business**
 - Advanced Personal Finance
 - Business Classroom Mentorship
- **Education**
 - UConn ECE: If You Love It, Teach It
- **English**
 - Journalism II
- **PE/Wellness**
 - UConn ECE: Exercise and Wellness for Everyone
- **Science**
 - Zoology
 - UConn EMT Training (pending approval)
- **Social Studies**
 - History of Rock and Roll
- **World Language**
 - **Adv. Topics in Italian: Honors Film**
 - **Adv. Topics in Italian: Honors Novel**



Northwestern High School



Exemplary High Performance

PSAT COMPARATIVE 11TH GRADE

	Total Students	Mean Score	Mean ERW Score	Mean Math Score
Class of 2025	153	971	494	477
Class of 2024	125	1016	517	499
Class of 2023	144	983	503	480

SAT DATA COMPARATIVE

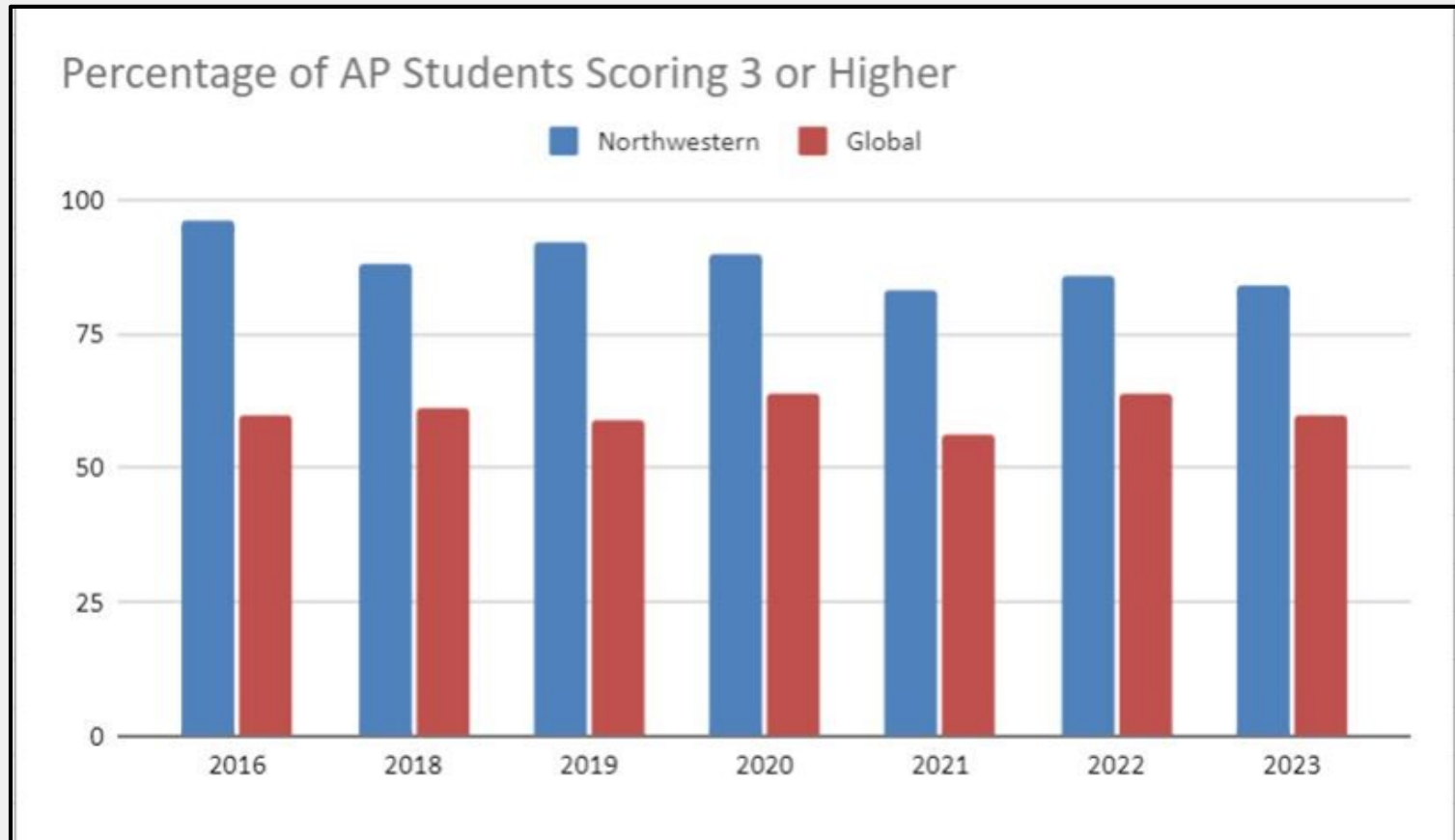
	Ave. Test Score	ERW Score	Math Score
Class of 2024	1060	532	528
Class of 2023	1023	523	500
Class of 2022	1081	546	535

SAT DATA – CLASS OF 2024 STATE COMPARATIVE

Group	Avg. Test Score	ERW Score	Math Score
NWR7 Class of 2024	1060	532	528
NWR7 Class of 2023	1023	523	500
State of CT	975	493	482

Percentage of AP Students Scoring 3 or Higher

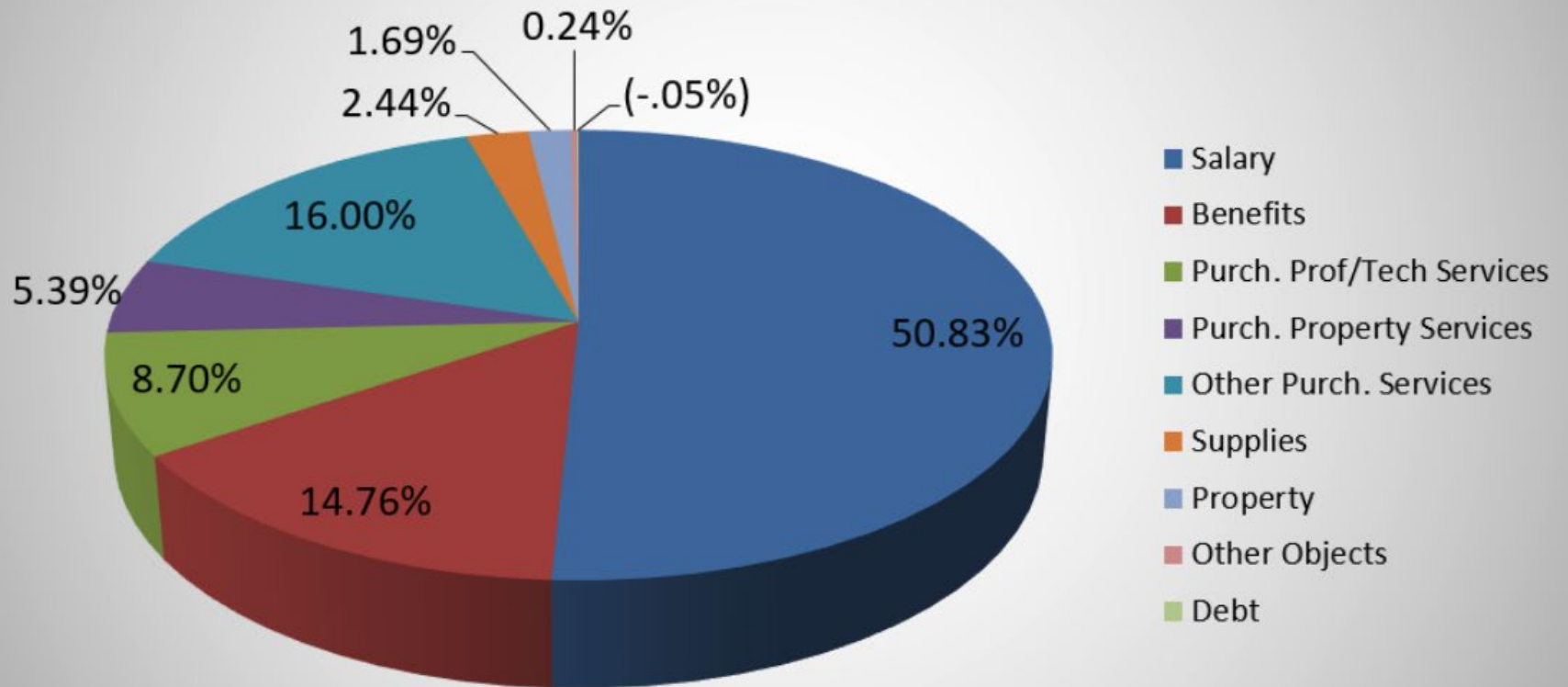
83 Northwestern students took 137 AP exams



- *12 UConn ECE Courses will also be offered next year!*
- *58 Students Currently enrolled in UConn Courses*

Object Breakdown

\$24,305,668



100

Salaries

Increase of \$266,299 or 2.20%

Increases:

- Contractual Salary Increases

Budget Mitigation Actions:

- Reduce 1 Teacher from H.S. English
- Reduce 1 Teacher from H.S./M.S. World Language
- Reduce 0.6 Teacher from H.S. Social Studies (0.8 fewer sections offered due to Dept. Leader Shift)
- EdAdvance School Based Mental Health Grant used to fund SEL/Academic Support in MS
- Any new personnel requests were denied (including 1.0 Agriscience teacher)

200

Benefits

Increase of \$217,661 or 6.46%

Increases:

- Medical Health Insurance Renewal: 11.6%

Budget Mitigation Actions:

- Life Insurance Renewal at 0%
- Unemployment Renewal at 0%
- Workers' Compensation Insurance Renewal at 0%
- Reduced benefits for 3 staff members

300 Professional/Technical Services

Increase of \$67,311 or 3.29%

Increases:

- Medical Advisor Increase
- Athletic Trainer Increase (change in State requirements)
- Shared Services Assessment up 3%

Budget Mitigation Actions:

- Many accounts held to current funding levels
- Use of \$30,000 in Excess Cost Grant to offset Special Education expenditures through Shared Services
- Use of \$60,000 in Excess Cost Grant to offset Special Education Professional and Technical Services

400 Property Services

Increase of \$1,230 or 0.09%

Account Factors:

- Most accounts held to 0%
- Energy, Fuel, and Utilities Adjustments
- Snow Removal/Ice Management Increase

500

Other Purchased Services

Increase of \$307,374 or 8.58%

Increases:

- Additional Special Education Outplacements Increase the Tuition and Transportation Costs
- Rising Special Education Costs
- Cyber Security Insurance

Budget Mitigation Actions:

- Most accounts held to 0% increase
- Excess Cost Offset for Transportation \$70,000
- Excess Cost Offset for Outplacements \$480,000

600

Supplies

Decrease of -\$1,970 or -0.33%

Increases:

- Library Supplies, Building Maintenance Supplies

Budget Mitigation Actions:

- Departments held to 0% increase (reallocations within department)
- Textbooks Reduced

700

Property

Decrease of -\$6,921 or -1.66%

Decreases:

- Reduced Instructional Equipment Replacements
- Reduced Special Education Capital Outlay

800

Other Objects

Decrease of -\$844 or -1.44%

- No new borrowing since 2012
- Adjustments to Dues/Fees

900

Other Funds

\$0 or 0%

No New Borrowing

- No changes

2024-2025 Proposed Budget Increase of \$850,140



ECS Funding By Town for FY 2025:

State Adopted Budget and Governor's Proposed Adjustments

Educational Cost Share funds are the state funds allocated to support each town, based on a town wealth formula. Some districts are having their benefit phased up at an escalated rate based on legislation 2 years ago. Others are having funds phased down and being held harmless over the next couple of years until 2026, receiving flat funding. Our 4 Region #7 towns' ECS funding is as follows

Barkhamsted		Colebrook	
FY 2025 Adopted Budget / Governor's 2025 Proposed Budget Adjustments		FY 2025 Adopted Budget / Governor's 2025 Proposed Budget Adjustments	
\$1,494,242	\$1,494,242	\$403,912	\$403,912
New Hartford		Norfolk	
FY 2025 Adopted Budget / Governor's 2025 Proposed Budget Adjustments		FY 2025 Adopted Budget / Governor's 2025 Proposed Budget Adjustments	
\$2,913,010	\$2,918,203	\$49,924	\$53,125

Excess Cost Expenditure Offset

Code	Description	2023-2024	2024-2025
325	Shared Services	\$30,000	\$30,000
326	Professional/Tech Services	\$55,000	\$60,000
511	Transportation-Special Education	\$55,000	\$70,000
562	Tuitions – Special Education (H.S. & M.S.)	\$257,000	\$480,000
	TOTAL	\$397,000	\$640,000

- Districts are reimbursed by the state for the expenses associated with educating special education students with a cost above 4.5x the per pupil expenditure (\$25,453)*. For us, that cost is \$114,539*. If a student's educational costs **do not** reach that threshold, the district pays the full amount.
- The state covers a percentage of the **amount in excess of \$114,539**. New legislation has increased the reimbursement percentage. We have budgeted 82% reimbursement for the costs over the threshold. The actual amount the state set aside for Excess Cost for the 2024-2025 school year is based on state funding, therefore unknown and unpredictable, but ***this represents a risk within our budget.***

Revenues

Description	2023-24 Budget	2024-25 Estimated	Difference
Tuition-Regular	\$657,150	\$543,400	(\$113,750)
Tuition-Special Ed	\$0	\$0	\$0
Tuition – Ag Ed	\$354,796	\$185,979	(\$168,817)
Rental Income	\$7,500	\$10,500	\$3,000
Interest Income	\$15,000	\$15,000	\$0
Sprint Contract	\$0	\$0	\$0
Ag Ed Grant	<u>\$624,480</u>	<u>\$793,500</u>	<u>\$169,020</u>
<i>Subtotal Revenues</i>	<i>\$1,658,926</i>	<i>\$1,548,379</i>	<i>(\$110,547)</i>
Budget Variance	\$688,578	\$819,700	\$131,122
Subtotal with Offset	\$2,347,504	\$2,368,079	\$20,575
Budget	\$23,455,528	\$24,305,668	\$850,140
Assessments (Budget minus Subtotal with offset)	\$21,108,024	\$21,937,589	\$829,565

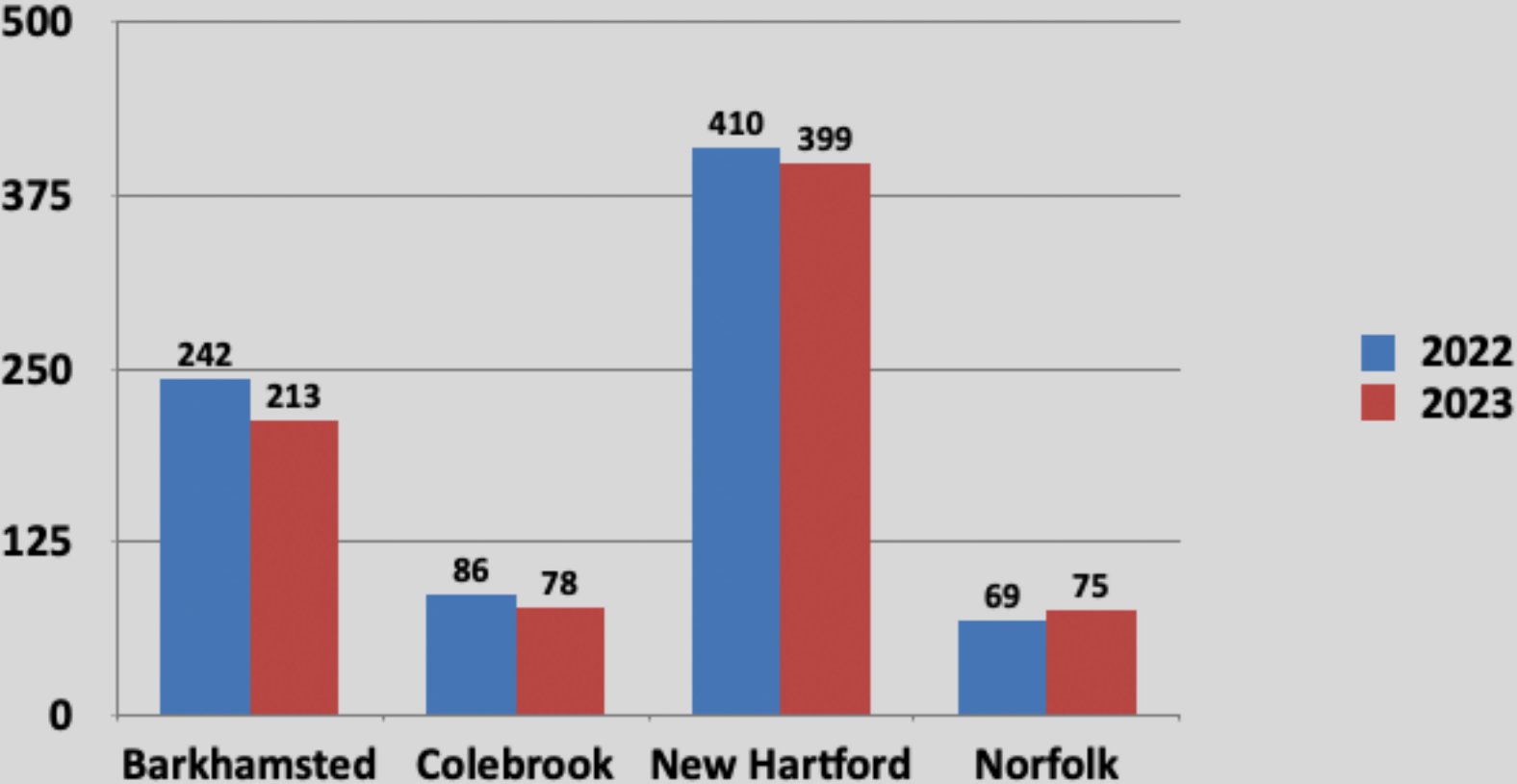
Straight Line ADM – Member Towns

Current and Projected



*Based on Oct. 1, 2023

Change in Average Daily Membership By Town



* Based on October 1, 2023 CSDE

A Look at Total School Enrollment

October 1, 2023

Grade 7: 108

Grade 8: 145

Grade 9: 116

Grade 10: 132

Grade 11: 176

Grade 12: 146

HTA: 19

Total: 842

Our member town students are joined by Agricultural Education and tuition paying students from: Winsted, Hartland, Torrington, Canton, and Granby.

Total includes magnet schools and outplacements.

2024-25 Assessment Explanation

Budget 24/25	\$24,305,668	3.62%
Revenue	\$1,548,379	(6.66%)
Assessment Offset	\$819,700	19.04%
NET ASSESSMENT	\$21,937,589	3.93%

Reductions Within Current Superintendent's Proposed Budget

Initial Department Requested Budget:

\$25,683,468 (9.5% increase from current 2023-2024 budget)

Superintendent's Proposed Budget:

\$24,305,668 (3.62% increase from Current 2023-2024 Budget)

Requested Budget Was Reduced By 5.88% to Current Proposal

- Removed any new staff requests**
- Reduced supply accounts to current level of funding**
- Assumed risk in outplacement contingency and Excess Cost reimbursement rates (excess cost currently budgeted at 82%)**

Fiscal Year	Uncapped Entitlement Request from Districts	Amount Appropriated by the Legislature	Percentage of Excess Cost Reimbursed
2019-20	\$197,834,955	\$140,247,371	71%
2020-21	\$175,626,041	\$141,049,061	80%
2021-22	\$175,733,825	\$140,619,782	80%
2022-23	\$203,882,252	\$156,119,782	77%
2023-24 (Preliminary)	\$255,102,708	\$181,119,782	71%

Historical Perspective on Assessments

	2020-21	2021-22	2022-23	2023-24	2024-25	5 Year Average
Barkhamsted	-0.84%	5.24%	0.01%	0.65%	-3.52%	0.31%
Colebrook	2.49%	4.01%	8.37%	2.79%	-0.55%	3.42%
New Hartford	7.44%	-2.12%	1.20%	3.69%	6.71%	3.38%
Norfolk	-12.02%	-5.41%	6.43%	5.26%	19.12%	2.68%
Total Assessment Increase:	2.49%	0.38%	1.97%	2.79%	3.93%	2.31%
Average of Total Assessment Increase ~ 2.31%						
Total Expenditure Increase:	2.53%	1.33%	2.45%	2.42%	3.62%	2.47%
5-Year Average of Total Expenditure Increases ~ 2.47%						

In Summary...

- Regional School District No. 7 provides a rigorous and comprehensive educational program for all learners.
- We know and care about all of our students, and helping to prepare them for a successful and rewarding life is our top priority.
- We develop strong and meaningful relationships between faculty, staff, and the student body.
- We hire and retain extraordinary teachers and support staff who work alongside strong, experienced administrators.
- Northwestern High School seniors graduate with exceptional experiences and are well prepared for their future.
- Our students demonstrate excellence across all disciplines, including our Agriscience program, and in the fine and performing arts.
- NWR7 develops and supports high performing student athletic programs and athletes across all sports.
- Our school community values kindness and is focused on the emotional well-being of all.
- We provide a high-value, high-quality education and enjoy overwhelming community support.
- RSD7's per pupil expenditures are in the midrange of the Berkshire League with exceptional academic results.
- We would like to thank our facilities team for taking such good care of our buildings and grounds.

Regional School District No. 7
The Pride of the Northwest Corner

District Budget Meeting

MAY 6, 2024

NORTHWESTERN REGIONAL SCHOOL

Dr. Roberta Ohotnicky Little Theater

7:00 PM



BUDGET REFERENDUM

MAY 7, 2024

Town Polling Locations

Hours may vary by town





Thank You for Your Support
For budget details, visit:
www.nwr7.com

