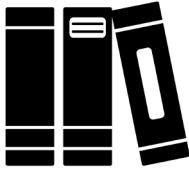


# LANGUAGE HOME PRACTICE

Working on your child's language skills everyday, in natural settings is the best way to improve! Below are some tips, activities and information about increasing language skills.




## READING ACTIVITIES

Almost any language skill can be addressed by reading books or listening to stories. Here are some things to do before, during or after reading to target language skills.

- Take a picture walk through the book before reading. Talk about the pictures and makes guesses on what will happen in the story.
- Name or identify pictures in the book.
- Talk about the story as you read. What do you think will happen next? What does this story remind you of?
- Find words from the story you don't understand. Use the context clues to help find the meaning.
- Compare and contrast the characters in the story.
- Answer questions about the story after reading. Where did the story take place? What was the problem? Who were the characters? How was the problem solved? What do you think will happen next?
- After reading, have your child sequence the story. Tell what happened first, next, then and last.

## AREAS OF LANGUAGE

Working on increasing language skills may include a variety of areas. Below are the various areas your child may need to improve.




### EXPRESSIVE LANGUAGE

How language is used; communicating your wants, needs and/or ideas



### RECEPTIVE LANGUAGE

How language is understood; the ability to understand words and language



### PRAGMATIC LANGUAGE

Using and understanding language in social situations

## LANGUAGE HOME PRACTICE ACTIVITIES

Color in the boxes of the activities after you complete them. Use your best articulation skills.

SUN	MON	TUE	WED	THU	FRI	SAT
How are a cat and a dog alike and/or different?	Use this word in a sentence: mice	Name five things that are scary.	Give two meanings for the word "saw".	Read a book. Tell the beginning, middle and end.	Name three fruits.	Describe an apple.

