



### 1. **Achieve Grade Level Standards**

- Develop and use common assessments
- Use PLC time to analyze student results and identify instructional best practices that promote student learning

### 2. **Improve Student Safety**

- Improve campus culture through identity, consistent procedures and cleanliness
- LEAD students to healthy interaction through Kagan strategy implementation
- Share EUHS successes with community

### 3. **Engage Emerging Students**

- Set data driven student goals for learning and standards achievement
- Improve ELD instruction through Kagan learning models and a reclassification focus
- Target resources needed for additional homeless student support



**Above:** Principal Eric Simoni models Kagan strategies to increase staff interaction and morale.

**Below:** Staff members experience a Kagan "Mix-Pair-Share" during a staff meeting to increase staff interaction and see how efficient and effective these strategies can be in the classroom during instruction.



## How Lancers **LEAD**




### **MUSD Vision:**

**Every student works to achieve grade level standards, feels safe and is supported to realize individual success.**

### **EUHS mission:**

is to inspire, prepare and empower every student to succeed in our ever-changing world. We provide a safe, supportive and inclusive environment where students master grade level standards through LEAD:

**Loyalty, Empathy, Accountability, and Determination.**



**Above:** During our LEAD rally, we celebrate outstanding students. These students were nominated by staff members and voted on by their peers. This year, staff awarded 1,259 LEAD cards.


**Below:** Students who are awarded a LEAD card redeem 1 of 4 LEAD bracelets to remind them of EUHS values and as a small incentive. Every Friday, students wearing the chosen bracelet goes to lunch five minutes early.








# Where are we NOW? Look at our MAP!

East Union High School		Math											
	SPRING 2021-2022 ACHIEVEMENT						SPRING 2022-2023 ACHIEVEMENT						
Grade	Median Percentile	Achievement Percentiles					Median Percentile	Achievement Percentiles					Number of Students
Grade 9	45th	22%	25%	26%	17%	10%	45th	18%	26%	26%	19%	11%	296
Grade 10	41st	28%	22%	26%	16%	8%	44th	23%	22%	25%	16%	14%	333
Grade 11	39th	25%	28%	20%	17%	10%	39th	25%	25%	18%	18%	14%	325
Grade 12	41st	24%	23%	26%	14%	13%	42nd	20%	29%	24%	18%	9%	277

Percentiles Key: ● 1st to 20th ● 21st to 40th ● 41st to 60th ● 61st to 80th ● >80th

East Union High School		Reading											
	SPRING 2021-2022 ACHIEVEMENT						SPRING 2022-2023 ACHIEVEMENT						
Grade	Median Percentile	Achievement Percentiles					Median Percentile	Achievement Percentiles					Number of Students 
Grade 9	49th	19%	22%	25%	25%	9%	45th	18%	26%	27%	19%	10%	291
Grade 10	41st	23%	25%	27%	18%	7%	45th	21%	24%	27%	21%	7%	334
Grade 11	40th	26%	26%	18%	20%	10%	46th	22%	21%	30%	18%	9%	320
Grade 12	48th	22%	21%	23%	24%	10%	50th	16%	23%	29%	23%	9%	270

Percentiles Key:  1st to 20th  21st to 40th  41st to 60th  61st to 80th  >80th