

Accessing Ecollect Forms for South Carolina's 2024 SCDE School Climate Surveys

Ecollect Forms for SCDE School Climate Surveys are accessible to teachers and eligible staff members through Teacher Portal, to students through Student Portal, and to parents and guardians through Parent Portal. Parents and Students can also access forms through the PowerSchool Mobile App. Teachers (or eligible staff) and students will submit their survey responses through the SCDE School Climate Survey Ecollect forms. Parents and guardians will not submit responses through the Parent and Guardian School Climate Survey Ecollect form but will find a link within that form that they will click on to complete the Parent and Guardian survey in a separate platform.

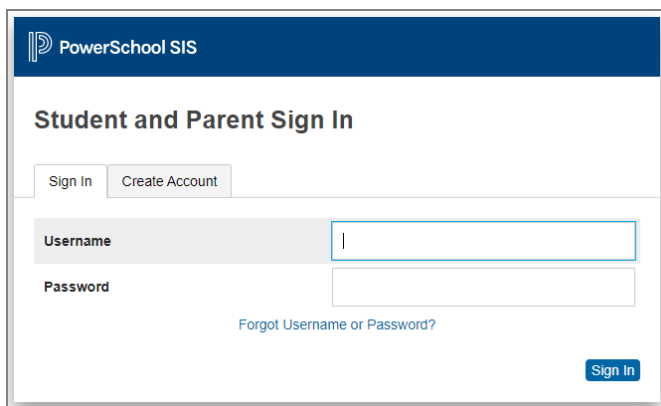
The instructions below detail how respondents can access their respective 2024 SCDE School Climate Survey Ecollect forms through the various portals and mobile app. Please select the appropriate portal below to be taken directly to the instructions on how to access the form associated with that portal:

- [Parent Portal](#)
 - [Accessing forms through the browser](#)
 - [Accessing forms through the PowerSchool Mobile App](#)
- [Student Portal](#)
 - [Accessing forms through the browser](#)
 - [Accessing forms through the PowerSchool Mobile App](#)
- [Teacher Portal](#)
 - [Accessing staff forms through the browser](#)

Parent Portal

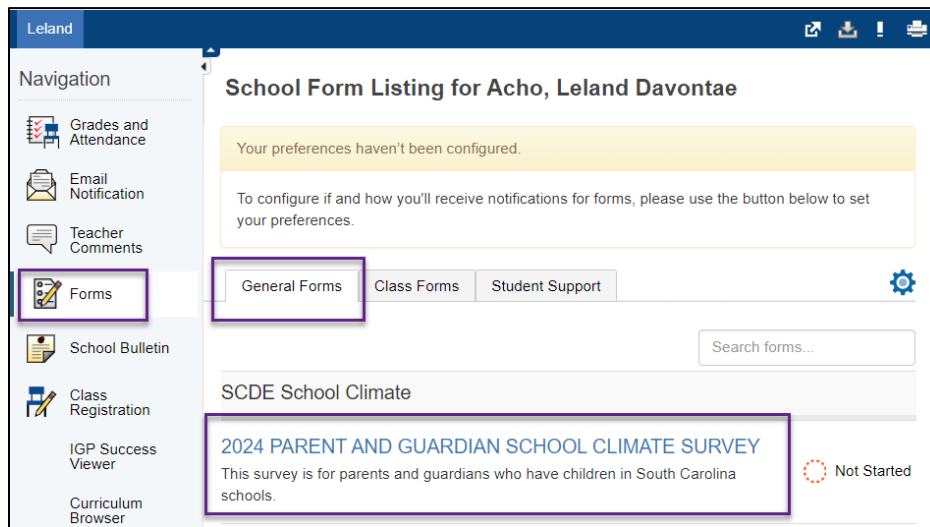
Accessing the 2024 Parent and Guardian School Climate Survey form through the browser:

1. Navigate to the Parent Portal login page.
2. Enter your username and password to log in to your Parent Portal Account.
Note: Contact your district administrator if you do not have a Parent Portal Account.

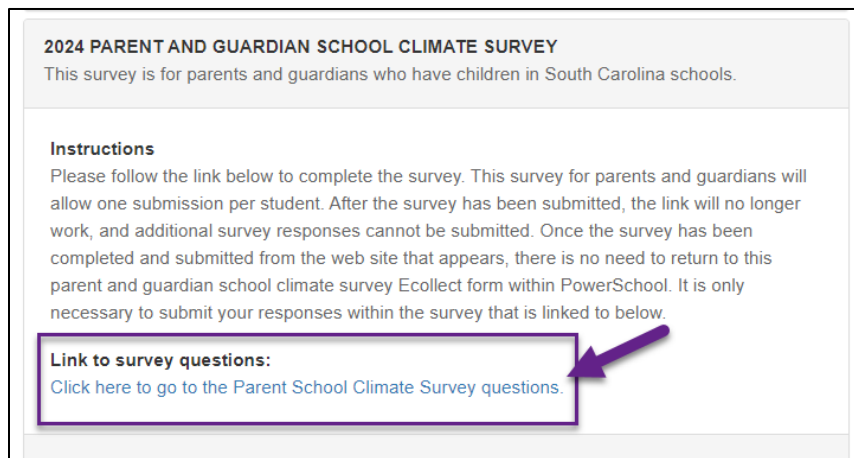


The screenshot shows the PowerSchool SIS login interface. At the top, there is a blue header with the PowerSchool SIS logo. Below the header, the text 'Student and Parent Sign In' is displayed. There are two buttons: 'Sign In' and 'Create Account'. Below these buttons are two input fields: 'Username' and 'Password'. A 'Forgot Username or Password?' link is located below the password field. A 'Sign In' button is positioned at the bottom right of the form area.

3. Select the Forms link from the left-hand Navigation bar.
4. The 2024 SCDE School Climate Survey form will appear on the 'General Forms' tab.
5. Click on the form titled '**2024 PARENT AND GUARDIAN SCHOOL CLIMATE SURVEY**' to open the form.



6. Click on the link within the form to access, complete, and submit the survey.



Accessing the 2024 Parent and Guardian School Climate Survey form through the PowerSchool Mobile App:

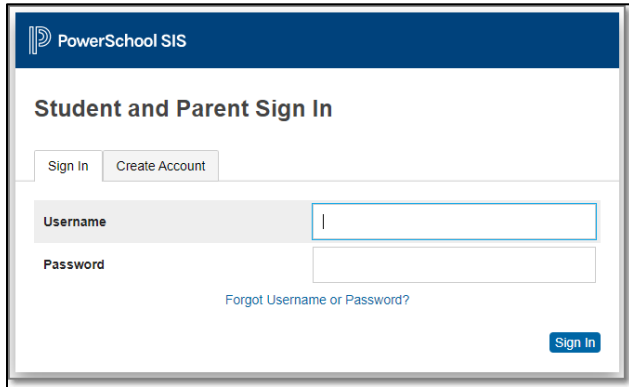
**Please make sure you are on the most recent version of the app prior to logging in.


1. Locate your 'District Code.' The district code can be found in the bottom left corner of your Parent Portal.
Note: Contact your district administrator if you cannot locate your District Code.
2. Navigate to the PowerSchool App on your mobile phone.
3. Enter your 'District Code' and click Submit.
4. Enter your username and password to log in to the mobile app.
5. From the Dashboard select 'More'
Helpful Tip: You can also click 'Edit' then drag the 'Forms' icon to the navigation bar to organize tabs.
6. Click on 'Forms' to access forms that have been shared to the student account.
7. The 2024 SCDE School Climate Survey form will appear on the 'General Forms' tab.
8. Click on the form titled '**2024 PARENT AND GUARDIAN SCHOOL CLIMATE SURVEY**' to open the form.
9. Click on the link within the form to access, complete, and submit the survey.

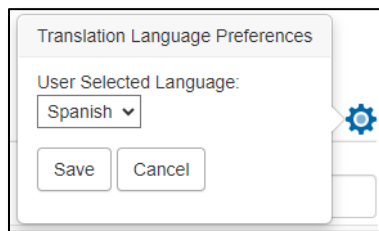
Student Portal

Accessing the 2024 Student School Climate Survey form through the browser:

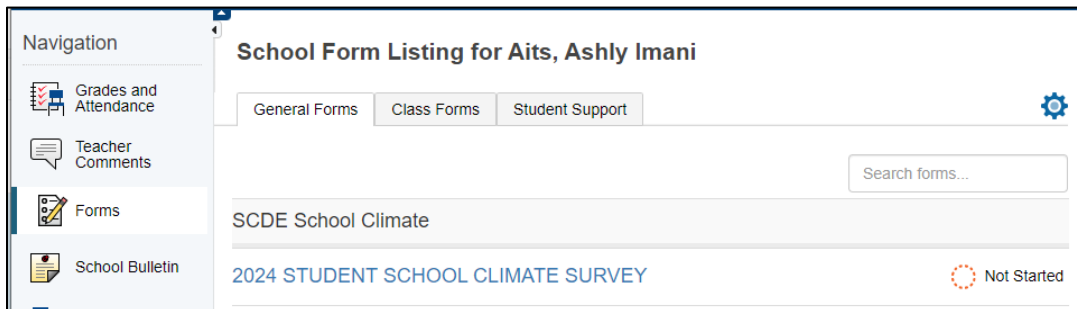
1. Navigate to the Student Portal login page.
2. Enter your Username and Password to log in to your Student Portal Account.
Note: Contact your district administrator if you do not have a Student Portal Account.



3. Select the 'Forms' link from the left-hand Navigation bar.
4. The 2024 SCDE School Climate Survey will appear on the 'General Forms' tab.
5. If needed or desired, click on the 'Gear Icon'  in the top right corner to select 'Translation Language Preferences' to enable translated forms and their titles to appear in the selected language.



6. Click 'Save'.
7. Click on the form titled '**2024 STUDENT SCHOOL CLIMATE SURVEY**' to open the form. Translated form titles will appear in selected language.




8. Click on the language dropdown in the upper right header of the form to toggle the form's language if needed or desired.



9. Complete the necessary information and click 'Submit.' The 2024 SCDE School Climate Survey will clear upon submission and can only be submitted once.

Accessing the 2024 Student School Climate Survey form through the PowerSchool Mobile App:

****Please make sure you are on the most recent version of the app prior to logging in.**

1. Locate your 'District Code.'
2. Navigate to the PowerSchool App on your mobile phone.
3. Enter your 'District Code' and click Submit.
4. Enter your username and password and log in to the mobile app.
5. From the Dashboard select 'More.'
Helpful Tip: You can also click 'Edit' then drag the 'Forms' icon to the navigation bar to organize tabs.
6. Click on 'Forms' to access forms that have been shared to the student account.
7. The 2024 SCDE School Climate Survey form will appear on the 'General Forms' tab.
8. Click on the 'Gear Icon'  in the top right corner to select 'Translation Language Preferences' if desired. Translated forms will appear in Selected Language.
9. Click 'Save'
10. Click on the form titled '**2024 STUDENT SCHOOL CLIMATE SURVEY**' to open the form. Translated form titles will appear in Selected Language.
11. Click on the language dropdown at the top of the screen to toggle the forms language.
12. Complete the necessary information and click 'Submit.' The 2024 SCDE School Climate Survey will clear upon submission and can only be submitted once.

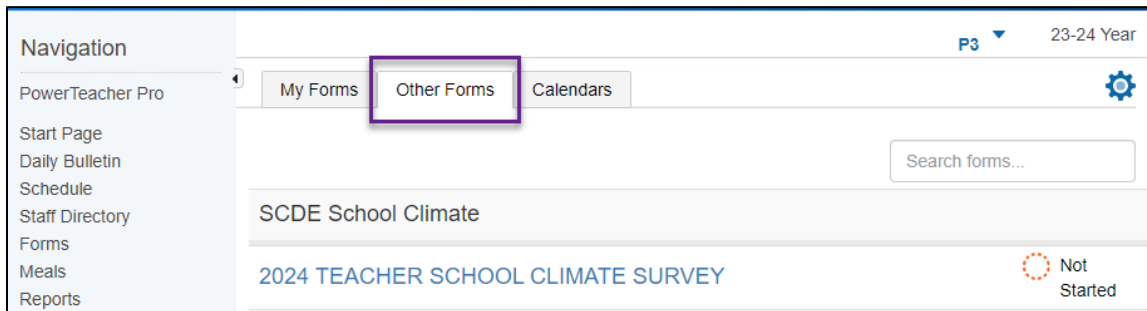
Teacher Portal

Accessing the 2024 Teacher School Climate Survey form through the browser:

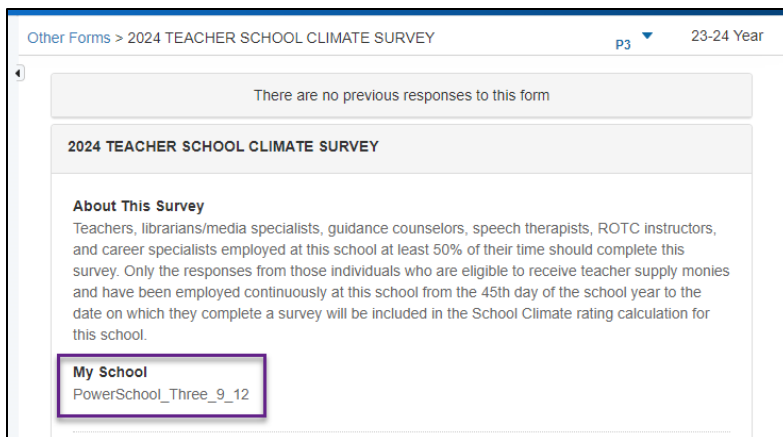
1. Teachers and eligible staff will navigate to the Teacher Portal login page (Do NOT go through Teacher Portal Pro). Even staff who do not have a job description or position title of "teacher" must have a Teacher Portal account to access and submit the 2024 Teacher School Climate Survey form.
2. Enter your username and password to log in to your Teacher Portal account.
Note: Contact your district administrator if you do not have a Teacher Portal account.



3. Select 'Forms' from the left Navigation bar. Links may look different depending on your Student Information System.
4. Select 'Other Forms' tab.
5. The 2024 Teacher School Climate Survey form will appear on the 'Other Forms' tab.
IMPORTANT: Teachers who teach at multiple schools will need to toggle the school prior to seeing the next state survey, see steps 10-12.
6. Click on the form titled '**2024 TEACHER SCHOOL CLIMATE SURVEY**' to open the form.



7. Notice the school listed under 'My School' at the top of the survey. This represents the school for which the survey will be submitted.

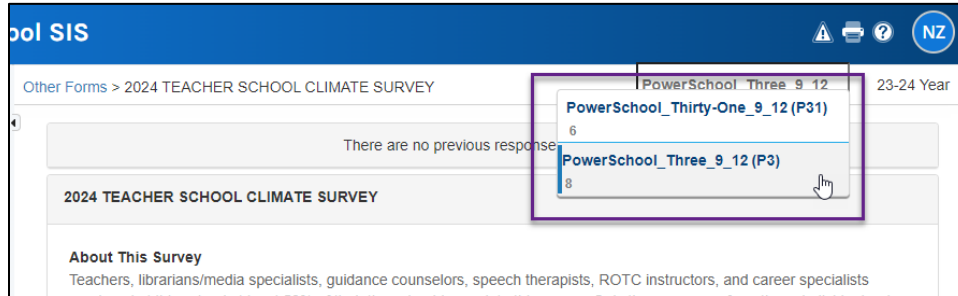


8. Complete the necessary information and click 'Submit.'
9. The 2024 Teacher School Climate Survey clears upon submission and can only be submitted once per school by a teacher; a teacher who serves multiple schools may submit only once for each school to which the teacher is associated.

Note: Once the 2024 Teacher School Climate Survey has been submitted, notice that the form

will be cleared, and the 'Submit' button is replaced with the message 'This form can only be submitted once.'

- Teachers who teach at multiple schools (or staff eligible to complete the Teacher survey who work at multiple schools) need to click on the school that appears in the upper right corner of the Teacher Portal to select another school for which they wish to submit a survey. Select the name of the school for which you would like to submit a survey.



- Repeat steps 4-8 to submit the 2024 Teacher School Climate survey for the school selected. Remember that the 2024 Teacher School Climate Survey clears upon submission and can only be submitted once per school by a teacher; a teacher who serves multiple schools may submit only once for each school to which the teacher is associated.
Note: Once the 2024 Teacher School Climate Survey has been submitted, notice that the form will be cleared, and the 'Submit' button is replaced with the message 'This form can only be submitted once.'