


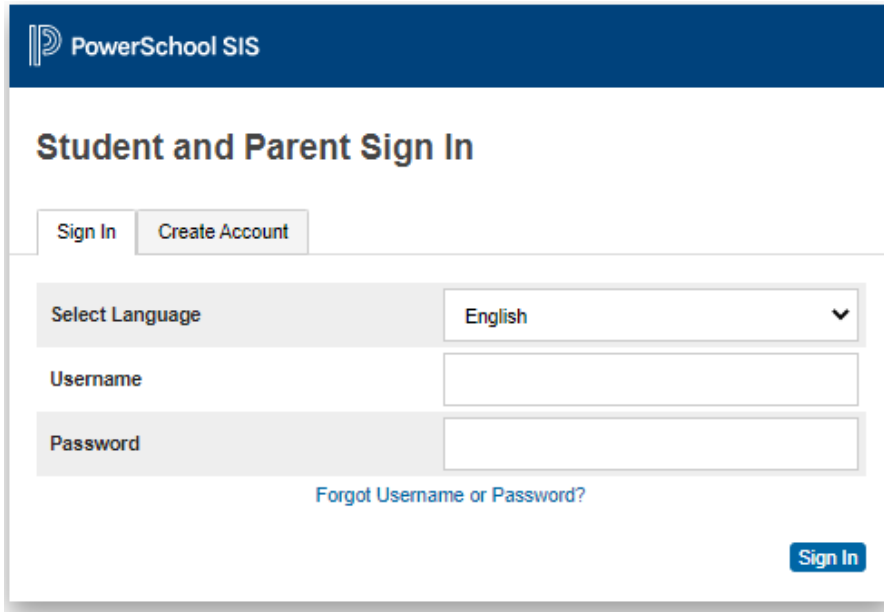
Parent Portal

This presentation will serve as a guide for understanding Parent Portal, the best way for staying informed about your children in Lexington Richland School District 5.

Parents can go to the following link to access Parent Portal
<https://lexrich5.powerschool.com/public>



Parent Portal-Access to your child's LexRich 5 information



The screenshot shows the PowerSchool SIS login interface. At the top left is the PowerSchool SIS logo. Below it is the heading "Student and Parent Sign In". There are two buttons: "Sign In" and "Create Account". A "Select Language" dropdown menu is set to "English". Below that are input fields for "Username" and "Password". A link for "Forgot Username or Password?" is located below the password field. A "Sign In" button is at the bottom right.

OR



PowerSchool
App

Create an account easily with your students ID number available upon registration. Once associated with that child you can add more children through the Account Preferences section.

Create Parent Account

Parent Account Details

First Name	<input type="text"/>	
Last Name	<input type="text"/>	
Email	<input type="text"/>	
Re-enter Email	<input type="text"/>	
Desired Username	<input type="text"/>	
Password	<input type="password"/>	<input type="password"/>
Re-enter Password	<input type="password"/>	

Password must:

•Be at least 8 characters long

- Student Name: First Last
- Access ID will be a 6 digit random alphanumeric sequence. Example I6HS22
- Access Password will be a random alphanumeric sequence. Example 1IH2SX.

Link Students to Account

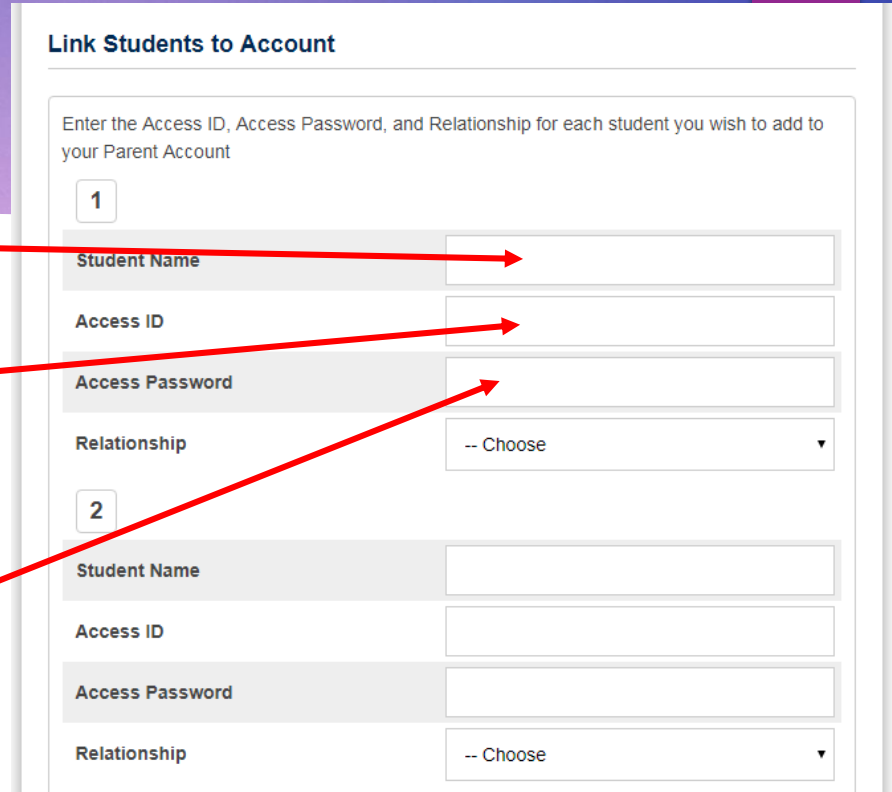
Enter the Access ID, Access Password, and Relationship for each student you wish to add to your Parent Account

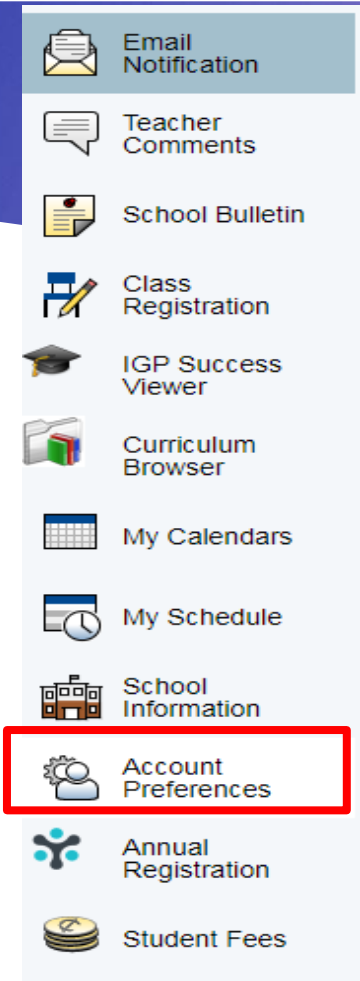
1

Student Name	<input type="text"/>
Access ID	<input type="text"/>
Access Password	<input type="text"/>
Relationship	-- Choose ▼

2

Student Name	<input type="text"/>
Access ID	<input type="text"/>
Access Password	<input type="text"/>
Relationship	-- Choose ▼





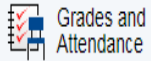
Once you have established your initial Parent Portal access and you need to add other children to your account.

How to add a student:



Select Account Preferences

Navigation



Grades and Attendance



Grade History



Attendance History



Email Notification

Account Preferences - Students

Profile

Students

Add

My Students

To add a student to your Parent account, click the ADD button.

Select on the right,
“Add.”

Add Student ✕

Student Access Information

Student Name

Access ID

Access Password

Relationship

Cancel **OK**

Complete this information and the child should be added to your Parent Portal account (see previous slide for explanation of needed information).



PowerSchool

Kylie

E-mail Notifications

Navigation



Grades and Attendance



Grade History



Attendance History



Email Notification



Teacher Comments

Grades and Attendance

Grades and Attendance

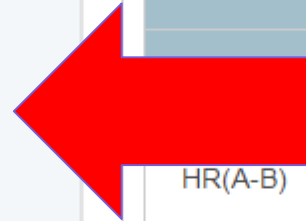
Standard

Last Week

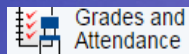
M T W H F

HR(A-B)

1(A-B)



Select your preference for E-mail notifications



Grades and Attendance



Grade History



Attendance History



Email Notification



Teacher Comments



School Bulletin



Class Registration



IGP Success Viewer



Curriculum Browser

What Information Would You Like to Receive?

- Summary of Current Grades and Attendance.
- Detail Report Showing Assignment Scores for Each Class.
- Detail Report of Attendance.
- School Announcements.
- Balance Alert (Note: will only be sent when student is low on funds).

How Often?

Weekly

Email Address

aprilturner3@att.net

Additional Email Addresses

(separate multiple email addresses with commas)










Apply These Settings to All Your Students?

These notifications have check boxes you can select for grades, certain school announcement, and account alerts.

Checking Individual Assignment Grades

This screen shows individual subjects assignments and what they are missing.

Assignments

Due Date	Category	Assignment	Flags	Score	%	 
04/06/2020	Cognitive Skills	Perseus and the Gorgon's Head		5/5	100	View
04/03/2020	Cognitive Skills	Medusa's Head - During Reading Plot Summary		5/5	100	View
04/01/2020	Cognitive Skills	April 1		5/5	100	View
03/31/2020	Cognitive Skills	March 31		5/5	100	View
03/30/2020	Cognitive Skills	March 30		5/5	100	View
03/27/2020	Cognitive Skills	March 27		5/5	100	View
03/26/2020	Cognitive Skills	March 26		5/5	100	View

Grades last updated on: 4/24/2020

Legend

1 - This final grade may include assignments that are not yet published, or may be the result of special weighting used by the teacher. Click to view additional information on special weighting.

Icons  - Has Description |  - Has Comment |  - Collected |  - Late |  - Missing |  - Exempt from Final Grade |  - Absent |  - Incomplete |  - Excluded

Click
"View" to
see teacher
comments

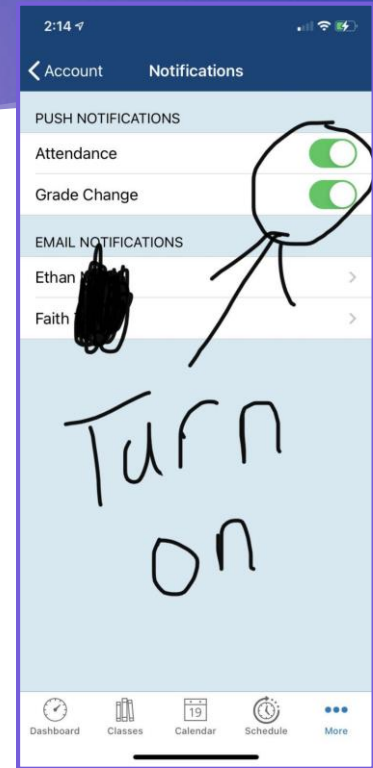
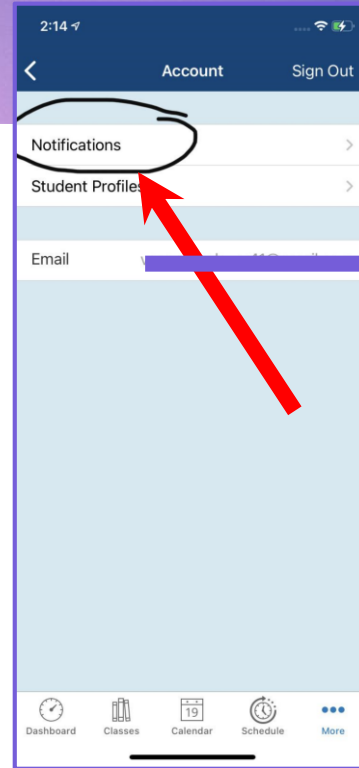
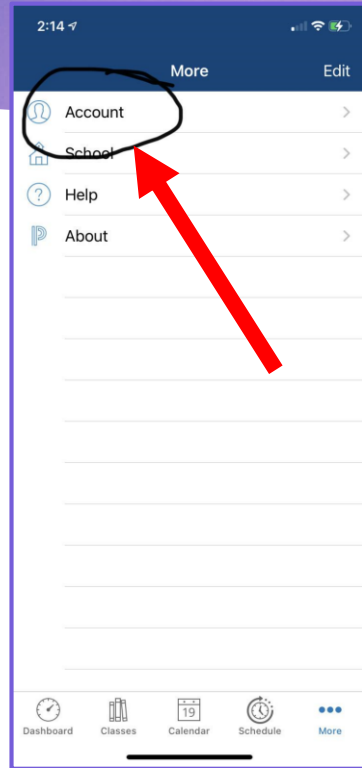
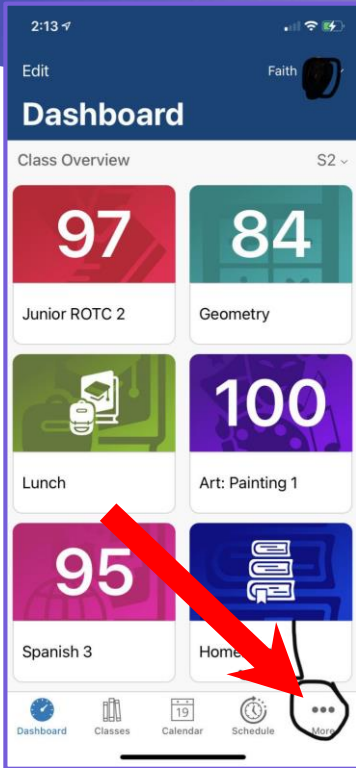
Instructions for the App

**Download
the app on
your iphone
or android.**



DISTRICT CODE: NWRC

To receive a text every time your students grade changes please do the following:



Additional Questions

If you have any additional questions please feel free to contact me.

Contact Information:

Judy Peck

jpeck@lexrich5.org

803-756-1103