

Grantee Summary Information

Aug 1, 2018 - May 31, 2019 | All Participants

Registration Information

Student		
Additions	Withdrawal	Current Period
96	5	136

Adult		
Additions	Withdrawal	Current Period
16	0	16

Demographics Information & Education Program

Ethnicity	Student	Adult	Total
Hispanic	9	0	9
Non-Hispanic	127	4	131
Unknown	0	12	12
Total	136	16	152

Race	Student	Adult	Total
White	76	4	80
Black or African American	44	0	44
Asian	0	0	0
Native Hawaiian or Pacific	0	0	0
American Indian or Native Alaskan	0	0	0
Some other Race	10	0	10
Multi-Racial	3	0	3
Unknown	3	12	15
Total	136	16	152

Gender	Student	Adult	Total
Male	72	2	74
Female	64	2	66
Other	0	0	0
Unknown	0	12	12
Total	136	16	152

Grade	Total Participants	Grade	Total Participants	Grade	Total Participants	Grade	Total Participants
PreK	6	3	8	7	20	11	0
K	9	4	19	8	14	12	0
1	13	5	10	9	1	Adult	16
2	27	6	9	10	0	Total	152

Education Program	Yes	No	Unknown	Education Program	Yes	No	Unknown	Education Program	Yes	No	Unknown
Bilingual	1	100	35	ESL/LEP	1	100	35	Special Education	10	90	36
Gifted & Talented	10	91	35					Total	22	381	141

Eligible for Free/ Reduced Lunch	Total	Percentage
Yes	84	61.80
No	8	5.90
Unknown	44	32.40
Total	136	

Grantee Summary Information

Aug 1, 2018 - May 31, 2019 | All Participants

Participant Count by Days Attended

Days Attended	Student	Adult	Total
No Attendance	38	16	54
1 To 29 Days	16	0	16
30 To 59 Days	22	0	22
60 To 89 Days	14	0	14
90 or more	46	0	46
Total	136	16	152

Attendance Summary

	Regular Activities	All Activities
Unique Number of Participant Served	96	98
Total Participants Served (Participant-Attendance)	8,105	8,154
Number of Days of Program Operation	172	172
Overall Average Daily Attendance	47.12	47.41

Attendance Summary by Site

Aug 1, 2018 - May 26, 2019 | All Activities | Grant : Sheffield City Schools Cohort 12 | Participant: Students | Grade Levels: All

Number of Sites : 3

Site	Total Registered Participant	Total Enrolled Participant	Total Attended Participant	Total Participant Days	Total Scheduled Days	Total Attendance			Average			
						Days	Hours	Weeks	Daily Attendance	Days Attended	Hours Attended	Days Per Week
L.E. Willson Elementary Cohort 12	49	35	35	2,676	172	172	465:15	38	16	76.46	207:29	5
Sheffield Junior High School Cohort 12	34	34	34	1,924	131	131	196:30	35	15	56.59	84:52	4
Threadgill Primary Cohort 12	55	29	29	3,554	172	172	430:00	38	21	122.55	306:22	5
Total	138	98	98	8,154	475	475	1091:45	111				

Attendance Summary by Site

Jun 1, 2018 - May 26, 2019 | All Activities | Grant : Sheffield City Schools Cohort 12 | Participant: Students | Grade Levels: All

Number of Sites : 3

Site	Total Registered Participant	Total Enrolled Participant	Total Attended Participant	Total Participant Days	Total Scheduled Days	Total Attendance			Average		
						Days	Hours	Weeks	Daily Attendance	Days Attended	Hours Attended
L.E. Willson Elementary Cohort 12	49	48	45	2,857	189	550:15	42	15	63.49	181:29	5
Sheffield Junior High School Cohort 12	34	34	34	1,924	131	196:30	35	15	56.59	84:52	4
Threadgill Primary Cohort 12	55	55	53	3,867	189	515:00	42	20	72.96	197:10	5
Total	138	137	132	8,648	509	1261:45	119				

W/ Summer

If there were NO attendees for all the days for the sessions mentioned below then please check the box 'Accept Exception'. Accepting this exception will eliminate this missing attendance warning for this session.

View 400 Warning per Page 50

Apply warnings

Accept Exception	Activity	Session	Days Without Attendance	Exception Approved By
Check All Grant / Site / Warnings				
<input type="checkbox"/>				
Sheffield City Schools Cohort 12				
<input type="checkbox"/>	L.E. Wilson Elementary Cohort 12			
Warning! There is no attendance recorded for the following sessions. These sessions will not be reported.				
STEM				
<input type="checkbox"/>	Academic Enrichment	Cultural - Japanese Students	1	
<input type="checkbox"/>	Academic Enrichment	Field Trip - Ispell Farm	1	
<input type="checkbox"/>	Academic Enrichment	STEM Camp	5	
<input type="checkbox"/>	Summer Program	Space & Rocket Center	1	
Sheffield Junior High School Cohort 12				
Warning! There is no attendance recorded for the following sessions. These sessions will not be reported.				
STEM				
<input type="checkbox"/>	Academic Enrichment	Career portfolio	1	
<input type="checkbox"/>	Academic Enrichment	OSMD - Literacy Skills	1	
<input type="checkbox"/>	Academic Enrichment	Proper Introductions - Life Skills	1	
<input type="checkbox"/>	Academic Enrichment	Single Step Equations - Kahool	1	
Physical Activity				
<input type="checkbox"/>	Nutrition	How to Follow a Recipe - Thanksgiving Dinner	1	
<input type="checkbox"/>	Physical Fitness	Field Trip - Shyzone	1	
<input type="checkbox"/>	Physical Fitness	Follow the Leader - Bullying	1	
Threadgill Primary Cohort 12				
Warning! There is no attendance recorded for the following sessions. These sessions will not be reported.				
STEM				
<input type="checkbox"/>	Academic Enrichment	Arts & Crafts - Ornaments	1	
<input type="checkbox"/>	Academic Enrichment	Field Trip - Ispell Farm	1	
<input type="checkbox"/>	Academic Enrichment	Field Trip - Write the Pooh	1	
<input type="checkbox"/>	Summer Program	Field Trip Children's Museum	1	
<input type="checkbox"/>	Physical Activity	Yoga	2	

Save Cancel

Activities

Special Event Attendance Summary

Jun 1, 2018 - Aug 1, 2019

Threadgill Primary Cohort 12

Activity SI.No	Session	Date	Registered Students	Students Attended	Family Members	Attendees not related to Student	Total Attendees
Parent Events							
1	Book Fair Night	10/04/2018	55	0	20	0	20
Parent Events							
2	Family Night	09/13/2018	55	0	21	0	21
Parent Events							
3	Parent Night - Surveys	04/24/2019	55	0	22	0	22
Parent Events							
4	Parent Orientation	08/16/2018	55	0	55	0	55

Parents

Special Event Attendance Summary

Jun 1, 2018 - Aug 1, 2019

Sheffield Junior High School Cohort 12

Activity SI.No	Session	Date	Registered Students	Students Attended	Family Members	Attendees not related to Student	Total Attendees
Parent Events							
1	Parent Data Day	11/15/2018	30	0	17	0	17
Parent Events							
2	Parent Night - Surveys	04/17/2019	33	0	11	0	11
Parent Events							
3	Parent Orientation	08/13/2018	25	0	25	0	25
Parent Events							
4	Parents - Safety, Community, Quality Instruction	02/12/2019	32	0	12	0	12

Special Event Attendance Summary

Jun 1, 2018 - Aug 1, 2019

L.E. Willson Elementary Cohort 12

Activity SI.No	Session	Date	Registered Students	Students Attended	Family Members	Attendees not related to Student	Total Attendees
Parent Events							
1	Cookies & Cocoa	12/10/2018	33	0	14	0	14
Parent Events							
2	Parent Orientation	09/04/2018	36	0	36	0	36

Grantee Summary Information

Jul 31, 2019 - Aug 1, 2019 | All Participants

Registration Information

Student		
Additions	Withdrawal	Current Period
0	0	29

Adult		
Additions	Withdrawal	Current Period
0	0	0

Demographics Information & Education Program

Ethnicity	Student	Adult	Total
Hispanic	0	0	0
Non-Hispanic	29	0	29
Unknown	0	0	0
Total	29	0	29

Race	Student	Adult	Total
White	11	0	11
Black or African American	16	0	16
Asian	0	0	0
Native Hawaiian or Pacific	0	0	0
American Indian or Native Alaskan	0	0	0
Some other Race	0	0	0
Multi-Racial	2	0	2
Unknown	0	0	0
Total	29	0	29

Gender	Student	Adult	Total
Male	13	0	13
Female	16	0	16
Other	0	0	0
Unknown	0	0	0
Total	29	0	29

Grade	Total Participants	Grade	Total Participants	Grade	Total Participants	Grade	Total Participants
PreK	0	3	0	7	0	11	0
K	2	4	6	8	0	12	0
1	9	5	5	9	0	Adult	0
2	5	6	2	10	0	Total	29

Education Program	Yes	No	Unknown	Education Program	Yes	No	Unknown	Education Program	Yes	No	Unknown
Bilingual	0	14	15	ESL/LEP	0	14	15	Special Education	0	14	15
Gifted & Talented	0	14	15					Total	0	56	60

Eligible for Free/ Reduced Lunch	Total	Percentage
Yes	2	6.90
No	0	0.00
Unknown	27	93.10
Total	29	

Survey Analysis Report

DOE Teacher Survey (Spring 2019)

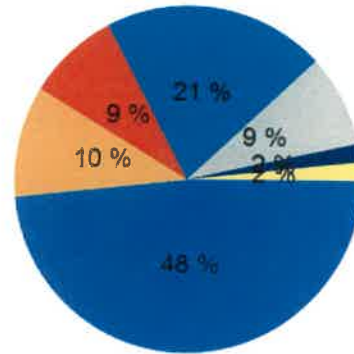
1. Turning in his/her homework on time.

Response Type: Mandatory - Select one response

Total Responses: 58

Responses

- Did Not Need To Improve (28)
- Significant Improvement (6)
- Moderate Improvement (5)
- Slight Improvement (12)
- No Change (5)
- Slight Decline (1)
- Significant Decline (1)



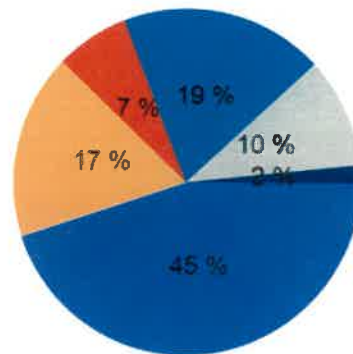
2. Completing homework to your satisfaction.

Response Type: Mandatory - Select one response

Total Responses: 58

Responses

- Did Not Need To Improve (26)
- Significant Improvement (10)
- Moderate Improvement (4)
- Slight Improvement (11)
- No Change (6)
- Significant Decline (1)



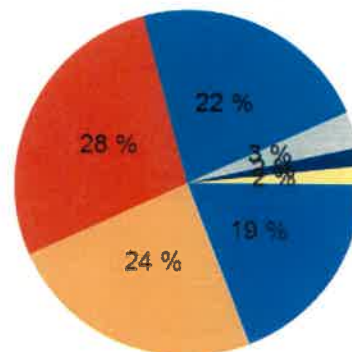
3. Participating in class.

Response Type: Mandatory - Select one response

Total Responses: 58

Responses

- Did Not Need To Improve (11)
- Significant Improvement (14)
- Moderate Improvement (16)
- Slight Improvement (13)
- No Change (2)
- Slight Decline (1)
- Moderate Decline (1)



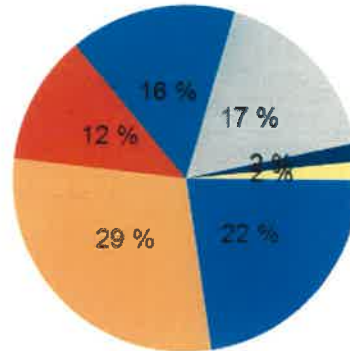
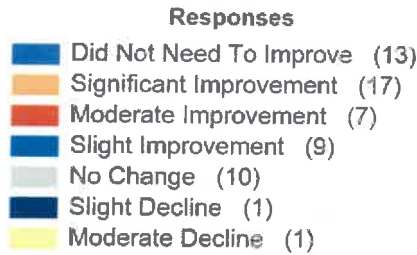
Survey Analysis Report

DOE Teacher Survey (Spring 2019)

4. Volunteering (e.g., for extra credit or more responsibilities).

Response Type: Mandatory - Select one response

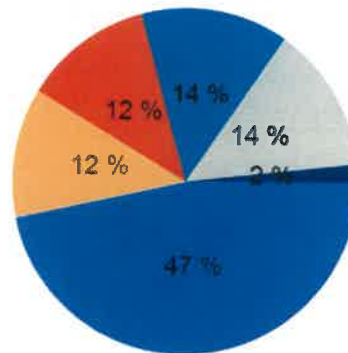
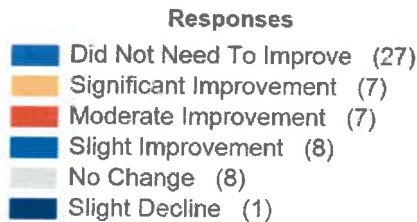
Total Responses: 58



5. Attending class regularly.

Response Type: Mandatory - Select one response

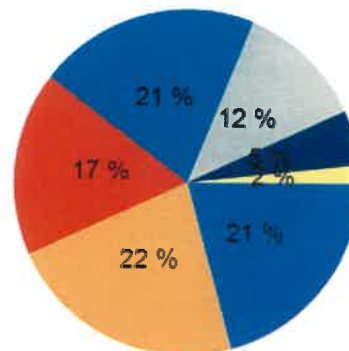
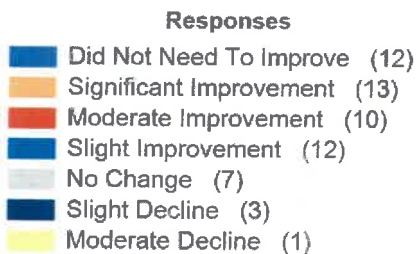
Total Responses: 58



6. Being attentive in class.

Response Type: Mandatory - Select one response

Total Responses: 58



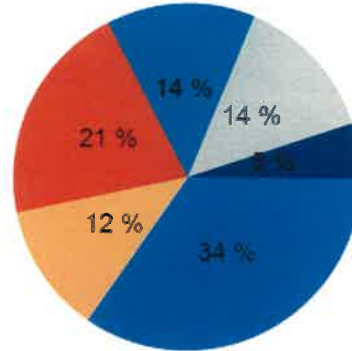
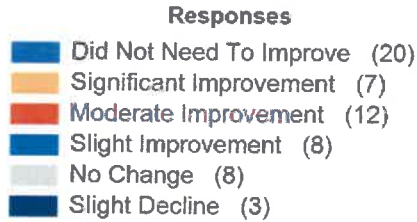
Survey Analysis Report

DOE Teacher Survey (Spring 2019)

7. Behaving well in class.

Response Type: Mandatory - Select one response

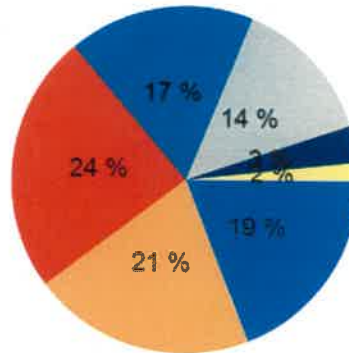
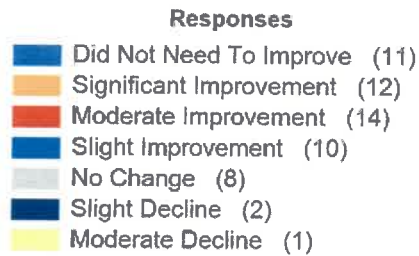
Total Responses: 58



8. Academic performance.

Response Type: Mandatory - Select one response

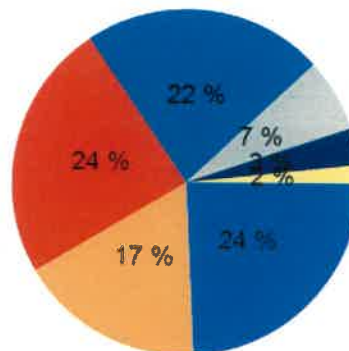
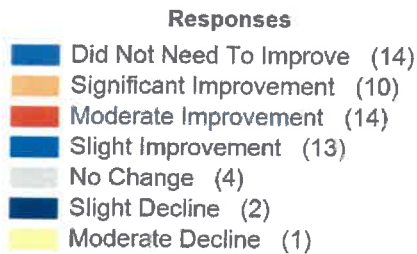
Total Responses: 58



9. Coming to school motivated to learn.

Response Type: Mandatory - Select one response

Total Responses: 58



Survey Analysis Report

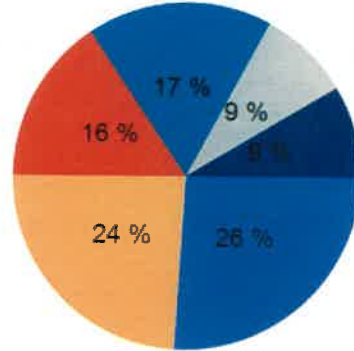
DOE Teacher Survey (Spring 2019)

10. Getting along well with other students.

Response Type: Mandatory - Select one response

Total Responses: 58

- Responses**
- Did Not Need To Improve (15)
 - Significant Improvement (14)
 - Moderate Improvement (9)
 - Slight Improvement (10)
 - No Change (5)
 - Slight Decline (5)



2019 Grades

Students' Academic Growth

	Reading	Math	Growth %
Threadgill	93%	97%	95%
L.E. Willson	96%	63%	80%
Junior High	77%	70%	74%
District	89%	78%	83%

EZ Report – Final Students

	Reading	Math	Growth %
Threadgill	93%	97%	95%
L.E. Willson	96%	64%	80%
Junior High	80%	68%	74%
District	89%	78%	83%

Final File

LastName	FirstName	DOB	District	School	GradelLevel	SubjectName	Grading Period 5	Final Grade
max 50 chars	max 50 chars	mm/dd/yyyy		max 50 chars				
Armistead	Layla	12/19/2008	L.E. Wilson E4	L.E. Wilson E4	English/Reading	2462	2547	85
Armistead	Layla	12/19/2008	L.E. Wilson E4	L.E. Wilson E4	Mathematics	2276	2314	38
Bailey	Joby	10/04/2007	L.E. Wilson E4	L.E. Wilson E4	English/Reading	2356	2378	22
Bailey	Joby	10/04/2007	L.E. Wilson E4	L.E. Wilson E4	Mathematics	2458	2448	-10
Carson	Egypt	09/05/2009	L.E. Wilson E3	L.E. Wilson E3	English/Reading	1914	2257	343
Carson	Egypt	09/05/2009	L.E. Wilson E3	L.E. Wilson E3	Mathematics	1933	2133	200
Carson	Genesis	05/01/2008	L.E. Wilson E4	L.E. Wilson E4	English/Reading	2336	2634	298
Crews	Genesis	05/01/2008	L.E. Wilson E4	L.E. Wilson E4	Mathematics	2307	2296	-11
Crews	Elizabeth	05/30/2007	L.E. Wilson E6	L.E. Wilson E6	English/Reading	2674	2823	149
Dampier	Elizabeth	05/30/2007	L.E. Wilson E6	L.E. Wilson E6	Mathematics	2582	2844	262
Dampier	Aly	04/06/2010	L.E. Wilson E3	L.E. Wilson E3	English/Reading	2212	2381	169
Dampier	Aly	04/06/2010	L.E. Wilson E3	L.E. Wilson E3	Mathematics	2262	2317	55
Dampier	Carson	07/26/2007	L.E. Wilson E6	L.E. Wilson E6	English/Reading	2358	3021	663
Dampier	Carson	07/26/2007	L.E. Wilson E6	L.E. Wilson E6	Mathematics	2722	2624	-98
Dilworth	Christopher	10/22/2009	L.E. Wilson E3	L.E. Wilson E3	English/Reading	2715	2778	63
Dilworth	Christopher	10/22/2009	L.E. Wilson E3	L.E. Wilson E3	Mathematics	2512	2554	42
Draper	JeMarion	09/26/2007	L.E. Wilson E4	L.E. Wilson E4	English/Reading	1984	2317	333
Draper	JeMarion	09/26/2007	L.E. Wilson E4	L.E. Wilson E4	Mathematics	2316	2472	156
Drumgood	James	06/19/2008	L.E. Wilson E5	L.E. Wilson E5	English/Reading	2413	2625	212
Drumgood	James	06/19/2008	L.E. Wilson E5	L.E. Wilson E5	Mathematics	2353	2411	58
Fields	Dylan	09/20/2008	L.E. Wilson E4	L.E. Wilson E4	English/Reading	2681	2861	180
Fields	Dylan	09/20/2008	L.E. Wilson E4	L.E. Wilson E4	Mathematics	2512	2644	132
Foster	Jazlynn	04/20/2009	L.E. Wilson E4	L.E. Wilson E4	English/Reading	2360	2555	195
Foster	Jazlynn	04/20/2009	L.E. Wilson E4	L.E. Wilson E4	Mathematics	2370	2432	62
Goodloe	Brooklyn	07/28/2009	L.E. Wilson E4	L.E. Wilson E4	English/Reading	2396	2514	118
Goodloe	Brooklyn	07/28/2009	L.E. Wilson E4	L.E. Wilson E4	Mathematics	2300	2447	147
Handley	Caden	03/23/2007	L.E. Wilson E6	L.E. Wilson E6	English/Reading	2235	2768	533
Handley	Caden	03/23/2007	L.E. Wilson E6	L.E. Wilson E6	Mathematics	2465	2592	127
Hufstедler	Elsie	11/20/2008	L.E. Wilson E4	L.E. Wilson E4	English/Reading	2532	2666	134
Hufstедler	Elsie	11/20/2008	L.E. Wilson E4	L.E. Wilson E4	Mathematics	2325	2289	-36
Hufstедler	Jon Will	11/01/2006	L.E. Wilson E6	L.E. Wilson E6	English/Reading	2912	3026	114
Hufstедler	Jon Will	11/01/2006	L.E. Wilson E6	L.E. Wilson E6	Mathematics	2765	2908	143
Mastin	Xzavier	10/25/2008	L.E. Wilson E4	L.E. Wilson E4	English/Reading	2199	2274	75
Mastin	Xzavier	10/25/2008	L.E. Wilson E4	L.E. Wilson E4	Mathematics	2457	2395	-62
McBride	Jake	07/03/2007	L.E. Wilson E6	L.E. Wilson E6	English/Reading	2391	2646	255
McBride	Jake	07/03/2007	L.E. Wilson E6	L.E. Wilson E6	Mathematics	2560	2550	-10
Phillips	John Thomas	11/27/2008	L.E. Wilson E4	L.E. Wilson E4	English/Reading	2312	2666	354
Phillips	John Thomas	11/27/2008	L.E. Wilson E4	L.E. Wilson E4	Mathematics	2454	2439	-15
Ritter	Skyler	04/30/2009	L.E. Wilson E4	L.E. Wilson E4	English/Reading	2790	2569	-221
Ritter	Skyler	04/30/2009	L.E. Wilson E4	L.E. Wilson E4	Mathematics	2589	2555	-34
Rojas	Vanessa	04/19/2010	L.E. Wilson E3	L.E. Wilson E3	English/Reading	1908	2152	244
Rojas	Vanessa	04/19/2010	L.E. Wilson E3	L.E. Wilson E3	Mathematics	2223	2288	65
Rupley	Macy	01/07/2010	L.E. Wilson E3	L.E. Wilson E3	English/Reading	1813	2060	247

Rupley	Macy	01/07/2010	L.E. Willson E3	Mathematics	2137	2203	66
Rupley	Maddix	03/23/2007	L.E. Willson E6	English/Reading	2342	2766	424
Rupley	Maddix	03/23/2007	L.E. Willson E6	Mathematics	2515	2545	30
Thomas	Robbie	10/11/2007	L.E. Willson E4	English/Reading	2557	2569	12
Thomas	Robbie	10/11/2007	L.E. Willson E4	Mathematics	2357	2540	183
Todd	Addison	10/19/2007	L.E. Willson E5	English/Reading	2831	3139	308
Todd	Addison	10/19/2007	L.E. Willson E5	Mathematics	2598	2514	-84
Todd	Nathan	04/20/2009	L.E. Willson E4	English/Reading	2630	2813	183
Todd	Nathan	04/20/2009	L.E. Willson E4	Mathematics	2517	2515	-2
Turner	Jesse	08/17/2009	L.E. Willson E4	English/Reading	3009	3123	114
Turner	Jesse	08/17/2009	L.E. Willson E4	Mathematics	2464	2554	90
VanDevender	Emerson	06/10/2007	L.E. Willson E5	English/Reading	2691	2855	164
VanDevender	Emerson	06/10/2007	L.E. Willson E5	Mathematics	2537	2623	86

6496
 9690
 Math 8/2/28
 Reading 8/17/28

APSFinal

Last Name	First Name	DOB	District StudentID	School	GradeLevel	SubjectName	Grading Period 5	Final Grade
max 50 chars	max 50 chars	mm/dd/yyyy		max 50 chars				
Amos	Akins	12/08/2011		Threadgill Primar 1		English/Reading	2005	2296 291
Amos	Akins	12/08/2011		Threadgill Prir 1		Mathematics	1909	2211 302
Barnes	Landon	09/11/2012		Threadgill Prir K		English/Reading	1670	1747 77
Barnes	Landon	09/11/2012		Threadgill Prir K		Mathematics	1655	1937 282
Beach	Rilynne	03/30/2012		Threadgill Prir 1		English/Reading	1875	2226 351
Beach	Rilynne	03/30/2012		Threadgill Prir 1		Mathematics	2005	2051 46
Beckwith	Zaydah	07/02/2013		Threadgill Prir K		English/Reading	1437	1861 424
Beckwith	Zaydah	07/02/2013		Threadgill Prir K		Mathematics	1760	1946 186
Bogle	Joseph	08/28/2011		Threadgill Prir 2		English/Reading	2199	2210 11
Bogle	Joseph	08/28/2011		Threadgill Prir 2		Mathematics	2076	2434 358
Cook	Jaden	10/04/2011		Threadgill Prir 1		English/Reading	1714	1823 109
Cook	Jaden	10/04/2011		Threadgill Prir 1		Mathematics	1876	1983 107
Darby	Mason	01/26/2011		Threadgill Prir 1		English/Reading	2146	2182 36
Darby	Mason	01/26/2011		Threadgill Prir 2		Mathematics	2161	2318 157
Fields	Amber	12/15/2010		Threadgill Prir 2		English/Reading	2364	2342 -22
Fields	Amber	12/15/2010		Threadgill Prir 2		Mathematics	2235	2639 404
Harrison	Elijah	05/02/2012		Threadgill Prir 1		English/Reading	1630	1972 342
Harrison	Elijah	05/02/2012		Threadgill Prir 1		Mathematics	1899	2008 109
Harrison	John	01/01/2011		Threadgill Prir 2		English/Reading	2235	2287 52
Harrison	John	01/01/2011		Threadgill Prir 2		Mathematics	2309	2329 20
Jackson	Charlie	03/06/2013		Threadgill Prir K		English/Reading	1403	1809 406
Jackson	Charlie	03/06/2013		Threadgill Prir K		Mathematics	1725	1891 166
King	Colton	02/28/2011		Threadgill Prir 2		English/Reading	1954	2173 219
King	Colton	02/28/2011		Threadgill Prir 2		Mathematics	2185	2271 86
Lanier	LaSean	03/13/2013		Threadgill Prir K		English/Reading	1750	2203 453
Lanier	LaSean	03/13/2013		Threadgill Prir K		Mathematics	1867	2184 317
Long	Kensley	05/29/2012		Threadgill Prir 1		English/Reading	1876	2115 239
Long	Kensley	05/29/2012		Threadgill Prir 1		Mathematics	1878	2059 181
Mandrell	Maci	02/04/2014		Threadgill Prir PreK		English/Reading	4	4 0
Mandrell	Maci	02/04/2014		Threadgill Prir PreK		Mathematics	4	4 0
Patterson	Skyelar	06/03/2014		Threadgill Prir PreK		English/Reading	2	7 5
Patterson	Skyelar	06/03/2014		Threadgill Prir PreK		Mathematics	5	7 2
Peebles	Adalynn	06/23/2012		Threadgill Prir K		English/Reading	1636	1623 -13
Peebles	Adalynn	06/23/2012		Threadgill Prir K		Mathematics	1355	1780 425
Pruit	Karter	12/30/2013		Threadgill Prir PreK		English/Reading	0	2 2
Pruit	Karter	12/30/2013		Threadgill Prir PreK		Mathematics	3	5 2
Reeder	Davion	05/01/2012		Threadgill Prir 1		English/Reading	1612	1829 217
Reeder	Davion	05/01/2012		Threadgill Prir 1		Mathematics	1825	1816 -9
Rice	Jadon	04/07/2014		Threadgill Prir PreK		English/Reading	4	8 4
Rice	Jadon	04/07/2014		Threadgill Prir PreK		Mathematics	5	6 1
Ritter	Isabelle	12/17/2013		Threadgill Prir PreK		English/Reading	2	7 5
Ritter	Isabelle	12/17/2013		Threadgill Prir PreK		Mathematics	5	7 2
Roberts	Colton	03/16/2014		Threadgill Prir PreK		English/Reading	2	7 5

Roberts	Colton	03/16/2014	Threadgill Prir PreK	Mathematics	4	51
Rojas	Selena	12/23/2012	Threadgill Prir K	English/Reading	1496	1676 180
Rojas	Selena	12/23/2012	Threadgill Prir K	Mathematics	1616	1818 202
Sockwell	Paris	01/04/2012	Threadgill Prir 1	English/Reading	1614	1944 330
Sockwell	Paris	01/04/2012	Threadgill Prir 1	Mathematics	1781	2014 233
Testerman	Elizabeth	08/16/2012	Threadgill Prir 1	English/Reading	1734	1929 195
Testerman	Elizabeth	08/16/2012	Threadgill Prir 1	Mathematics	1888	2029 141
Wicks	Adelyn	01/30/2013	Threadgill Prir K	English/Reading	1273	2236 963
Wicks	Adelyn	01/30/2013	Threadgill Prir K	Mathematics	1372	1876 504
Wicks	Nathan	01/30/2013	Threadgill Prir K	English/Reading	1365	1655 270
Wicks	Nathan	01/30/2013	Threadgill Prir K	Mathematics	1746	1856 110
Wicks	Ryan	01/30/2013	Threadgill Prir K	English/Reading	1568	1789 221
Wicks	Ryan	01/30/2013	Threadgill Prir K	Mathematics	1686	1803 117
Woods	Lariah	01/25/2010	Threadgill Prir 2	English/Reading	1813	1941 128
Woods	Lariah	01/25/2010	Threadgill Prir 2	Mathematics	1961	2117 156

9390
9790

27/29
28/29

"Jas" "Math"
29 Math
29 Reading (e) Math
29 Math

SSHS Final

LastName	FirstName	DOB	District	School	GradeLevel	SubjectName	Grading Period 5	Final Grade
max 50 chars	max 50 chars	mm/dd/yyyy	StudentID	max 50 chars				
Bates	Xavier	03/14/2005		Sheffield Junior F 8		English/Reading	2751	2985 234
Bates	Xavier	03/14/2005		Sheffield Junic 8		Mathematics	2565	2865 300
Bernier	Paige	05/20/2005		Sheffield Junic 8		English/Reading	2646	2778 132
Bernier	Paige	05/20/2005		Sheffield Junic 8		Mathematics	2799	2723 -76
Borden	Isaiah	06/17/2005		Sheffield Junic 8		English/Reading	2667	2726 59
Borden	Isaiah	06/17/2005		Sheffield Junic 8		Mathematics	2639	2582 -57
Brown	Tryston	11/21/2005		Sheffield Junic 7		English/Reading	2889	3013 124
Brown	Tryston	11/21/2005		Sheffield Junic 7		Mathematics	2483	2751 268
Burnett	Angelina	09/07/2005		Sheffield Junic 7		English/Reading	3233	3366 133
Burnett	Angelina	09/07/2005		Sheffield Junic 7		Mathematics	2737	2933 196
Clefford	Jordyn	12/28/2005		Sheffield Junic 7		English/Reading	2790	2823 33
Clefford	Jordyn	12/28/2005		Sheffield Junic 7		Mathematics	2451	2700 249
Esquibel	Chasity	08/17/2006		Sheffield Junic 7		English/Reading	2981	3176 195
Esquibel	Chasity	08/17/2006		Sheffield Junic 7		Mathematics	2906	2902 -4
Hollandsworth	Avery	05/27/2005		Sheffield Junic 8		English/Reading	2998	2961 -37
Hollandsworth	Avery	05/27/2005		Sheffield Junic 8		Mathematics	2954	2910 -44
Hulett	TaVyau	09/18/2005		Sheffield Junic 7		English/Reading	2438	2522 84
Hulett	TaVyau	09/18/2005		Sheffield Junic 7		Mathematics	2444	2465 21
Kirsch	Erin	02/12/2005		Sheffield Junic 8		English/Reading	3126	3330 204
Kirsch	Erin	02/12/2005		Sheffield Junic 8		Mathematics	2988	3114 126
Marshall	Malachi	08/07/2006		Sheffield Junic 7		English/Reading	3090	2974 -116
Marshall	Malachi	08/07/2006		Sheffield Junic 7		Mathematics	2570	2746 176
Marshall	Micah	08/07/2006		Sheffield Junic 7		English/Reading	2944	3063 119
Marshall	Micah	08/07/2006		Sheffield Junic 7		Mathematics	2529	2746 217
Miller	Samuel	03/14/2006		Sheffield Junic 8		English/Reading	2681	2888 207
Miller	Samuel	03/14/2006		Sheffield Junic 8		Mathematics	2539	2779 240
Mitchell	Ben	10/24/2005		Sheffield Junic 7		English/Reading	3232	3171 -61
Mitchell	Ben	10/24/2005		Sheffield Junic 7		Mathematics	2845	2942 97
Olive	Presley	08/04/2005		Sheffield Junic 8		English/Reading	2928	2911 -17
Olive	Presley	08/04/2005		Sheffield Junic 8		Mathematics	2542	2450 -82
Permenter	Emily	03/27/2006		Sheffield Junic 8		English/Reading	2893	2978 85
Permenter	Emily	03/27/2006		Sheffield Junic 8		Mathematics	2634	2798 164
Race	Dominick	03/10/2005		Sheffield Junic 7		English/Reading	2480	2526 46
Race	Dominick	03/10/2005		Sheffield Junic 7		Mathematics	2563	2564 1
Rupley	Madison	12/27/2004		Sheffield Junic 8		English/Reading	3032	3193 161
Rupley	Madison	12/27/2004		Sheffield Junic 8		Mathematics	2725	2726 1
Salgado	Luis	09/02/2005		Sheffield Junic 7		English/Reading	2423	2138 -285
Salgado	Luis	09/02/2005		Sheffield Junic 7		Mathematics	2553	2321 -232
Smith	Nyandria	06/04/2005		Sheffield Junic 8		English/Reading	3057	2938 -119
Smith	Nyandria	06/04/2005		Sheffield Junic 8		Mathematics	2727	2943 216
Smith	Alan	07/13/2005		Sheffield Junic 8		English/Reading	3275	3401 126
Steinke	Alan	07/13/2005		Sheffield Junic 8		Mathematics	3183	3414 231
Steinke	Alan	07/13/2005		Sheffield Junic 8		English/Reading	2527	2547 20
Watkins	Noah	10/22/2004		Sheffield Junic 7		English/Reading		

Watkins	10/22/2004	Sheffield Junic 7	Mathematics	2519	2570 51
Willingham	12/21/2005	Sheffield Junic 7	English/Reading	2668	2735 67
Willingham	12/21/2005	Sheffield Junic 7	Mathematics	2542	2622 80
Willis	06/07/2005	Sheffield Junic 7	English/Reading	1832	1995 163 ✓
Willis	06/07/2005	Sheffield Junic 7	Mathematics	2502	2412 -80 ✓
Willis	06/07/2005	Sheffield Junic 7	English/Reading	2352	2463 111 ✓
Willis	06/07/2005	Sheffield Junic 7	Mathematics	2576	2531 -45 ✓

8 math
5 reading

Math 17/25 6890
Reading 20/25 8090

Beach	Rilynne	1	Threadgill Primary School k2	Did Not Need To Improve	Did Not Need To Improve
Cook	Jaden	1	Threadgill Primary School k2	Moderate Improvement	Did Not Need To Improve
Fields	Amber	2	Threadgill Primary School k2	Did Not Need To Improve	Did Not Need To Improve
Harrison	John	2	Threadgill Primary School k2	Did Not Need To Improve	Did Not Need To Improve
Rojas	Selena	K	Threadgill Primary School k2	Did Not Need To Improve	Did Not Need To Improve
Sockwell	Paris	1	Threadgill Primary School k2	Did Not Need To Improve	Did Not Need To Improve
Testerman	Elizabeth	1	Threadgill Primary School k2	Did Not Need To Improve	Did Not Need To Improve
Wicks	Adelyn	K	Threadgill Primary School k2	Did Not Need To Improve	Did Not Need To Improve
Wicks	Nathan	K	Threadgill Primary School k2	Did Not Need To Improve	Did Not Need To Improve
Wicks	Ryan	K	Threadgill Primary School k2	Did Not Need To Improve	Did Not Need To Improve
Jackson	Charlie	K	Threadgill Primary School k2	Did Not Need To Improve	Moderate Improvement
King	Colton	2	Threadgill Primary School k2	Did Not Need To Improve	Moderate Improvement
Lanier	LaSean	K	Threadgill Primary School k2	No Change	Moderate Improvement
Long	Kensley	1	Threadgill Primary School k2	Significant Improvement	Moderate Improvement
Mandrell	Maci	P	Threadgill Primary School k2	Did Not Need To Improve	Moderate Improvement
Patterson	Skyelar	P	Threadgill Primary School k2	No Change	Moderate Improvement
Peebles	Adalynn	K	Threadgill Primary School k2	No Change	Moderate Improvement
Pruit	Karter	P	Threadgill Primary School k2	Slight Improvement	Moderate Improvement
Ritter	Isabelle	P	Threadgill Primary School k2	Moderate Improvement	Moderate Improvement
Barnes	Landon	K	Threadgill Primary School k2	No Change	Moderate Improvement
Rice	Jadon	P	Threadgill Primary School k2	Slight Improvement	No Change
Woods	Lariah	2	Threadgill Primary School k2	No Change	No Change
Amos	Akins	1	Threadgill Primary School k2	Did Not Need To Improve	Significant Improvement
Beckwith	Zaydah	K	Threadgill Primary School k2	Did Not Need To Improve	Significant Improvement
Bogle	Joseph	2	Threadgill Primary School k2	Significant Improvement	Significant Improvement
Harrison	Elijah	1	Threadgill Primary School k2	Significant Improvement	Significant Improvement
Roberts	Colton	P	Threadgill Primary School k2	Did Not Need To Improve	Slight Decline
Darby	Mason	2	Threadgill Primary School k2	Did Not Need To Improve	Slight Improvement
Reeder	Davion	1	Threadgill Primary School k2	Did Not Need To Improve	Slight Improvement

Teacher
Surveys

Borden	Isaiah	8	Sheffield Junior High School 78	Did Not Need To Improve	Did Not Need To Improve
Burnett	Angelina	7	Sheffield Junior High School 78	Significant Improvement	Did Not Need To Improve
Esquibel	Chasity	7	Sheffield Junior High School 78	Did Not Need To Improve	Did Not Need To Improve
Hollandsworth	Avery	8	Sheffield Junior High School 78	Did Not Need To Improve	Did Not Need To Improve
King	Jessie	8	Sheffield Junior High School 78	No Change	Did Not Need To Improve
Kirsch	Erin	8	Sheffield Junior High School 78	Slight Improvement	Did Not Need To Improve
Marshall	Micah	7	Sheffield Junior High School 78	Did Not Need To Improve	Did Not Need To Improve
Mitchell	Ben	7	Sheffield Junior High School 78	Did Not Need To Improve	Did Not Need To Improve
Willingham	Cassidie	7	Sheffield Junior High School 78	Moderate Improvement	Did Not Need To Improve
Willis	Lindsay	7	Sheffield Junior High School 78	Moderate Improvement	Did Not Need To Improve
Bates	Xavier	8	Sheffield Junior High School 78	Did Not Need To Improve	Moderate Improvement
Marshall	Malachi	7	Sheffield Junior High School 78	Moderate Improvement	Moderate Improvement
Watkins	Noah	7	Sheffield Junior High School 78	Moderate Improvement	Moderate Improvement
Willis	Kacino	7	Sheffield Junior High School 78	Slight Improvement	Moderate Improvement
Race	Dominick	7	Sheffield Junior High School 78	No Change	No Change
Smith	Nyandria	8	Sheffield Junior High School 78	No Change	No Change
Clefford	Jordyn	7	Sheffield Junior High School 78	Significant Improvement	Significant Improvement
Miller	Samuel	8	Sheffield Junior High School 78	Significant Improvement	Significant Improvement
Olive	Presley	8	Sheffield Junior High School 78	Did Not Need To Improve	Significant Improvement
Permenter	Emily	8	Sheffield Junior High School 78	Moderate Improvement	Significant Improvement
Steinke	Alan	8	Sheffield Junior High School 78	Significant Improvement	Significant Improvement
Hulett	TaVyau	7	Sheffield Junior High School 78	Slight Decline	Slight Decline
Bernier	Paige	8	Sheffield Junior High School 78	Slight Improvement	Slight Improvement
Brown	Tryston	7	Sheffield Junior High School 78	Slight Improvement	Slight Improvement
Long	Gunner	8	Sheffield Junior High School 78	Significant Improvement	Slight Improvement
Rupley	Madison	8	Sheffield Junior High School 78	Slight Improvement	Slight Improvement
Salgado	Luis	7	Sheffield Junior High School 78	Slight Improvement	Slight Improvement

Bailey	Joby	4	L.E. Willson Elementary	Did Not Need To Improve	Did Not Need To Improve
Carson	Genesis	4	L.E. Willson Elementary	Did Not Need To Improve	Did Not Need To Improve
Draper	Je'Marion	4	L.E. Willson Elementary	Did Not Need To Improve	Did Not Need To Improve
Foster	Jazlynn	4	L.E. Willson Elementary	Did Not Need To Improve	Did Not Need To Improve
Goodloe	Brooklyn	4	L.E. Willson Elementary	Did Not Need To Improve	Did Not Need To Improve
Hufstедler	Elsie	4	L.E. Willson Elementary	Did Not Need To Improve	Did Not Need To Improve
McBride	Jake	6	L.E. Willson Elementary	Did Not Need To Improve	Did Not Need To Improve
Phillips	John Thomas	4	L.E. Willson Elementary	Did Not Need To Improve	Did Not Need To Improve
Rupley	Maddix	6	L.E. Willson Elementary	Did Not Need To Improve	Did Not Need To Improve
Todd	Addison	5	L.E. Willson Elementary	Did Not Need To Improve	Did Not Need To Improve
Todd	Nathan	4	L.E. Willson Elementary	Did Not Need To Improve	Did Not Need To Improve
Turner	Jesse	4	L.E. Willson Elementary	Did Not Need To Improve	Did Not Need To Improve
Dampier	Carson	6	L.E. Willson Elementary	Significant Decline	Moderate Decline
Rojas	Vanessa	3	L.E. Willson Elementary	Did Not Need To Improve	Moderate Improvement
Vandevender	Emerson	5	L.E. Willson Elementary	Did Not Need To Improve	Moderate Improvement
Armstead	Layla	4	L.E. Willson Elementary	Did Not Need To Improve	No Change
Carson	Egypt	3	L.E. Willson Elementary	Did Not Need To Improve	No Change
Dilworth	Christopher	3	L.E. Willson Elementary	No Change	No Change
Drumgood	James	5	L.E. Willson Elementary	Did Not Need To Improve	No Change
Ritter	Skyler	4	L.E. Willson Elementary	Did Not Need To Improve	No Change
Fields	Dylan	4	L.E. Willson Elementary	Did Not Need To Improve	Slight Decline
Hufstедler	Jon Will	6	L.E. Willson Elementary	Slight Improvement	Slight Decline
Rupley	Macy	3	L.E. Willson Elementary	Did Not Need To Improve	Slight Decline
Dampier	Ally	3	L.E. Willson Elementary	Did Not Need To Improve	Slight Improvement
Handley	Caden	6	L.E. Willson Elementary	Moderate Improvement	Slight Improvement
Mastin	Xzavier	4	L.E. Willson Elementary	Did Not Need To Improve	Slight Improvement
Thomas	Robbie	4	L.E. Willson Elementary	Did Not Need To Improve	Slight Improvement

96/90

Students' Surveys

S.No	Language	The afterschool program helps me improve in reading.
2	English	Agree
3	English	Agree
5	English	Agree
7	English	Agree
8	English	Agree
9	English	Agree
10	English	Agree
13	English	Agree
15	English	Agree
16	English	Agree
17	English	Agree
33	English	Agree
35	English	Agree
38	English	Agree
40	English	Agree
57	English	Agree
59	English	Agree
63	English	Agree
69	English	Agree
70	English	Agree
71	English	Agree
72	English	Agree
12	English	Disagree
34	English	Disagree
45	English	I Don't Know
68	English	I Don't Know
1	English	Strongly Agree
6	English	Strongly Agree
11	English	Strongly Agree
14	English	Strongly Agree
18	English	Strongly Agree
19	English	Strongly Agree
20	English	Strongly Agree
21	English	Strongly Agree
22	English	Strongly Agree
23	English	Strongly Agree
24	English	Strongly Agree
25	English	Strongly Agree
26	English	Strongly Agree
27	English	Strongly Agree
28	English	Strongly Agree
29	English	Strongly Agree
30	English	Strongly Agree
31	English	Strongly Agree
32	English	Strongly Agree
36	English	Strongly Agree
37	English	Strongly Agree
39	English	Strongly Agree
41	English	Strongly Agree
42	English	Strongly Agree
43	English	Strongly Agree
44	English	Strongly Agree
46	English	Strongly Agree
47	English	Strongly Agree
48	English	Strongly Agree
49	English	Strongly Agree
50	English	Strongly Agree
51	English	Strongly Agree
52	English	Strongly Agree
53	English	Strongly Agree
54	English	Strongly Agree
55	English	Strongly Agree
56	English	Strongly Agree
58	English	Strongly Agree
60	English	Strongly Agree
61	English	Strongly Agree
62	English	Strongly Agree
64	English	Strongly Agree
65	English	Strongly Agree
66	English	Strongly Agree
67	English	Strongly Agree
73	English	Strongly Agree
4	English	Strongly Disagree

3/

parent surveys

S.No	Language	My child's reading grades are improving since attending the afterschool program.	My child's math grades are improving since attending the afterschool program.
1	English	Agree	I Don't Know/Not Applicable
2	English	I Don't Know/Not Applicable	I Don't Know/Not Applicable
3	English	Strongly Agree	Strongly Agree
4	English	Disagree	Disagree
5	English	Agree	Agree
6	English	I Don't Know/Not Applicable	I Don't Know/Not Applicable
7	English	I Don't Know/Not Applicable	I Don't Know/Not Applicable
8	English	Agree	Agree
9	English	Strongly Agree	Strongly Agree
10	English	Strongly Agree	Strongly Agree
11	English	Strongly Agree	Strongly Agree
12	English	Strongly Agree	Strongly Agree
13	English	I Don't Know/Not Applicable	I Don't Know/Not Applicable
14	English	Strongly Agree	Strongly Agree
15	English	Agree	Agree
16	English	Agree	Agree
17	English	Strongly Agree	Strongly Agree
18	English	Agree	Agree
19	English	Agree	Agree
20	English	Strongly Agree	Strongly Agree
21	English	Strongly Agree	Strongly Disagree
22	English	Strongly Agree	Strongly Agree
23	English	Strongly Agree	Strongly Agree
24	English	Agree	Agree
25	English	Strongly Agree	Strongly Agree
26	English	Agree	Agree
27	English	Disagree	Strongly Agree
28	English	Strongly Agree	Strongly Agree
29	English	Strongly Agree	Strongly Agree
30	English	Strongly Agree	Strongly Agree
31	English	Agree	Agree
32	English	Agree	Agree
33	English	Strongly Agree	Agree
34	English	Agree	Agree
35	English	I Don't Know/Not Applicable	I Don't Know/Not Applicable
36	English	Agree	Agree
37	English	Disagree	Agree
38	English	Agree	Agree
39	English	Strongly Agree	Agree
40	English	Agree	Agree
41	English	Agree	Agree
42	English	I Don't Know/Not Applicable	Agree
43	English	Strongly Agree	Strongly Agree
44	English	Strongly Agree	Agree
45	English	Agree	Disagree

My child gets along better with others since attending the afterschool program.	My child's school day attendance has improved since attending the afterschool program.
Agree	I Don't Know/Not Applicable
Strongly Agree	Agree
Agree	Strongly Agree
Agree	I Don't Know/Not Applicable
Agree	Strongly Agree
Agree	Agree
Strongly Agree	I Don't Know/Not Applicable
Strongly Agree	Agree
Strongly Agree	Strongly Agree
Strongly Agree	Strongly Agree
Strongly Agree	Agree
Strongly Agree	Strongly Agree
Strongly Agree	I Don't Know/Not Applicable
Strongly Agree	Strongly Agree
Strongly Agree	Strongly Agree
Strongly Agree	Strongly Agree
Strongly Agree	Strongly Agree
Strongly Agree	Strongly Agree
Strongly Agree	Strongly Agree
Strongly Agree	Strongly Agree
Strongly Agree	Strongly Agree
Strongly Agree	Strongly Agree
Strongly Agree	Strongly Agree
Strongly Agree	Strongly Agree
Strongly Agree	Strongly Agree
Strongly Agree	Strongly Agree
Strongly Agree	Strongly Agree
Strongly Agree	Strongly Agree
Strongly Agree	Strongly Agree
Strongly Agree	Strongly Agree
Strongly Agree	Strongly Agree
Strongly Agree	Strongly Agree
Strongly Agree	Strongly Agree
Strongly Agree	Strongly Agree
Strongly Agree	Strongly Agree
Strongly Agree	Strongly Agree
Strongly Agree	Strongly Agree
Strongly Agree	Strongly Agree
Strongly Agree	Strongly Agree
Strongly Agree	Strongly Agree
Strongly Agree	Strongly Agree
Strongly Agree	Strongly Agree
Strongly Agree	Strongly Agree
Strongly Agree	Strongly Agree
Strongly Agree	Strongly Agree

The afterschool staff treats my child with respect and listens to what he/she has to say.	The afterschool program has systems in place to ensure my child is safe.
Strongly Agree	Strongly Agree
Agree	Agree
Strongly Agree	Strongly Agree
Strongly Agree	Strongly Agree
Strongly Agree	Strongly Agree
Strongly Agree	Strongly Agree
Strongly Agree	Strongly Agree
Strongly Agree	Strongly Agree
Strongly Agree	Strongly Agree
Strongly Agree	Strongly Agree
Strongly Agree	Strongly Agree
Strongly Agree	Strongly Agree
Strongly Agree	Strongly Agree
Strongly Agree	Strongly Agree
Strongly Agree	Strongly Agree
Strongly Agree	Strongly Agree
Strongly Agree	Strongly Agree
Strongly Agree	Strongly Agree
Strongly Agree	Strongly Agree
Strongly Agree	Strongly Agree
Strongly Agree	Strongly Agree
Strongly Agree	Strongly Agree
Strongly Agree	Strongly Agree
Strongly Agree	Strongly Agree
Strongly Agree	Strongly Agree
Strongly Agree	Strongly Agree
Strongly Agree	Strongly Agree
Strongly Agree	Strongly Agree
Strongly Agree	Strongly Agree
Strongly Agree	Strongly Agree
Strongly Agree	Strongly Agree
Strongly Agree	Strongly Agree
Strongly Agree	Strongly Agree
Strongly Agree	Strongly Agree
Strongly Agree	Strongly Agree
Strongly Agree	Strongly Agree
Strongly Agree	Strongly Agree
Strongly Agree	Strongly Agree
Strongly Agree	Strongly Agree
Strongly Agree	Strongly Agree

Grantee Summary Information

Jul 31, 2019 - Aug 1, 2019 | All Participants

Participant Count by Days Attended

Days Attended	Student	Adult	Total
No Attendance	29	0	29
1 To 29 Days	0	0	0
30 To 59 Days	0	0	0
60 To 89 Days	0	0	0
90 or more	0	0	0
Total	29	0	29

Attendance Summary

	Regular Activities	All Activities
Unique Number of Participant Served	0	0
Total Participants Served (Participant-Attendance)	0	0
Number of Days of Program Operation	0	0
Overall Average Daily Attendance	0.00	0.00

Attendance Summary by Site

Jul 31, 2019 - Aug 1, 2019 Regular Activities Participant: Students Grade Levels: P, K, 1, 2, 3, 4, 5, 6

Number of Sites : 2

Site	Total Registered Participant	Total Enrolled Participant	Total Attended Participant	Total Participant Days	Total Scheduled Days	Total Attendance			Average			
						Days	Hours	Weeks	Daily Attendance	Days Attended	Hours Attended	Days Per Week
L.E. Willson Elementary Cohort 12	13	0	0	0	0	0	0	0	0	0.00	0	0
Threaddgill Primary Cohort 12	16	0	0	0	0	0	0	0	0	0.00	0	0
Total	29	0	0	0	0	0	0.00	0	0			0

Attendance not showing SP

Attendance Summary by Site

Jun 1, 2018 - Aug 1, 2018 | All Activities | Grant : Sheffield City Schools Cohort 12 | Participant: Students |
 Grade Levels: All

Number of Sites : 2

Site	Total Registered Participant	Total Enrolled Participant	Total Attended Participant	Total Participant Days	Total Scheduled Days	Total Attendance			Average		
						Days	Hours	Weeks	Daily Attendance	Days Attended	Hours Attended
L.E. Willson Elementary Cohort 12	15	15	12	181	17	85:00	4	11	15.08	75:25	4
Threadgill Primary Cohort 12	26	26	24	313	17	85:00	4	18	13.04	65:12	4
Total	41	41	36	494	34	170:00	8				

Summer 2018