


Spring

Quick & Easy

Printable Worksheets



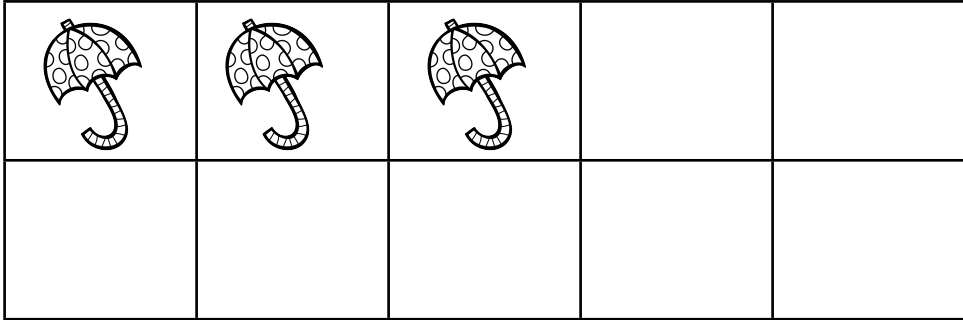
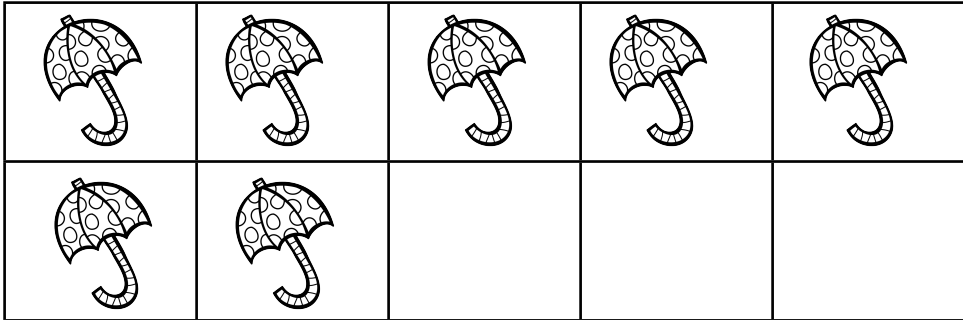
A Freebie from Kindergarten Smarts



Name _____


How many more to make 10?

Directions: Count how many more you need to make ten on the 10 frame.


	$\begin{array}{r} 1 \\ + \square \\ \hline 10 \end{array}$
	$\begin{array}{r} 5 \\ + \square \\ \hline 10 \end{array}$
	$\begin{array}{r} 3 \\ + \square \\ \hline 10 \end{array}$
	$\begin{array}{r} 7 \\ + \square \\ \hline 10 \end{array}$

Name _____


Adding Flowers!




Directions: Add the two groups to find how many in all.




$$\underline{\quad} + \underline{\quad} = \boxed{\quad}$$



$$\underline{\quad} + \underline{\quad} = \boxed{\quad}$$



$$\underline{\quad} + \underline{\quad} = \boxed{\quad}$$



$$\underline{\quad} + \underline{\quad} = \boxed{\quad}$$

Name _____




Finish the Word!

Directions: Write the correct digraph to complete the word.


Blends bank: th, ch, wh, sh, ph




_____air




_____eep



_____umb




_____oto



_____ark




_____istle



_____erry



_____orn



_____eel



_____one

Thank you for downloading my
content!

You can view more of my items at:
[http://www.teacherspayteachers.com/Store/
Kindergarten-Smarts](http://www.teacherspayteachers.com/Store/Kindergarten-Smarts)

Find me at www.kindergartensmarts.com

