


Cogburn Woods Elementary School

Welcome Kinder-Cougars

Class of 2038



Welcome Parents!

By viewing this presentation, we will

- share how you can prepare your child for kindergarten
- help you understand the work your child will be doing throughout the year.
- explain the registration process





Our Dynamic Team


Lauren Chiodo
Stephanie Franklin
Anna Freese
Bridget Godfrey
Jodi Luxton
Erika Wray

Our Mission

Collaboratively
Working to
Encourage
Success

Our Kindergarten Mission

- We recognize that children grow at varying rates
- We support opportunities for individual growth
- We stimulate social, emotional, cognitive, and physical development
- We allow children to learn through hands-on exploration of their physical world
- We provide a creative and stimulating environment where every child is made to feel safe, secure, and important!



How Can I prepare my child for school?

Physically

- play a variety of indoor and outdoor games
- design and construction activities
 - scissors, glue
- draw and scribble
 - crayons, paintbrush, pencils
- practice opening lunch box, drink container and food packets
- establish routines - meal times, story time, bed times

How Can I prepare my child for school?

Socially-

- Ensure opportunity to play with other children

•Teach how to

- share and take turns
- recognize and look after own belongings
- recognize own name

•Practice

- good personal hygiene (using restroom independently, washing hands, buttoning pants, using and disposing tissues)
- talking to other adults and communicating needs
- following simple directions

How Can I prepare my child for school?

Emotionally

•Build respect

- encourage independence
- give positive feedback
- focus on their assets and strengths
- accept them as they are
- give them responsibilities (feed a pet, clean up after themselves, help with dinner routines)

•Provide a sense of security


- give simple, clear instructions
- have a few simple, age appropriate, rules
- time without you

How Can I prepare my child for school?

Intellectually

- Share and enjoy books
- Sing nursery rhymes
- Play word games- I Spy, Simon Says
- Puzzles
- Talk about shapes, colors, position words, quantities, groups
- Balance screen time with personal interactions and play time


Communication



- A variety of ways; Talking Points app
- Conference during first 6 weeks of school
- A personal or telephone conference can be requested by parent or teacher at any time
- Kindergarten Progress Assessments are sent home three times per year and report cards are sent home four times per year.
- Work samples are sent home regularly in folder.
- Monthly newsletters with curricular updates

Registration Process

Maria Vera, Data Clerk



Registration is all online on our school website. Documents need to be uploaded. You will need the following documents to register:

Original Birth Certificate with State Seal

Social Security Card (unless waived)

Immunization Certificate (GA form 3231)

Eye, Ear and Dental Certificate (GA form 3300)

Two Proofs of Residency

(One of the two proofs must be a water or electric bill, not gas)

A graphic of a spiral-bound notebook with a white page and an orange background. The spiral binding is at the top. The text is written in a casual, handwritten style.

What to expect....

When you are expecting
a kindergartener!

A quick glance at academic and social/emotional standards

A graphic of a spiral-bound notebook with a white page and an orange background. The spiral binding is at the top. The text is written in a casual, handwritten style.

What to expect....

in
Reading and Writing

Pre-Readers


LETTER KNOWLEDGE

It is understanding that letters **look** different from one another and have their own name and sound.


PHONOLOGICAL AWARENESS

It is being able to **hear** that words are made up of smaller sounds and manipulate individual sounds within words.


What do beginning books look like in kindergarten?




Leveled books can
be purchased of
Amazon or through
Scholastic.



As they progress into
readers....



Leveled books can
be purchased of
Amazon or through
Scholastic.



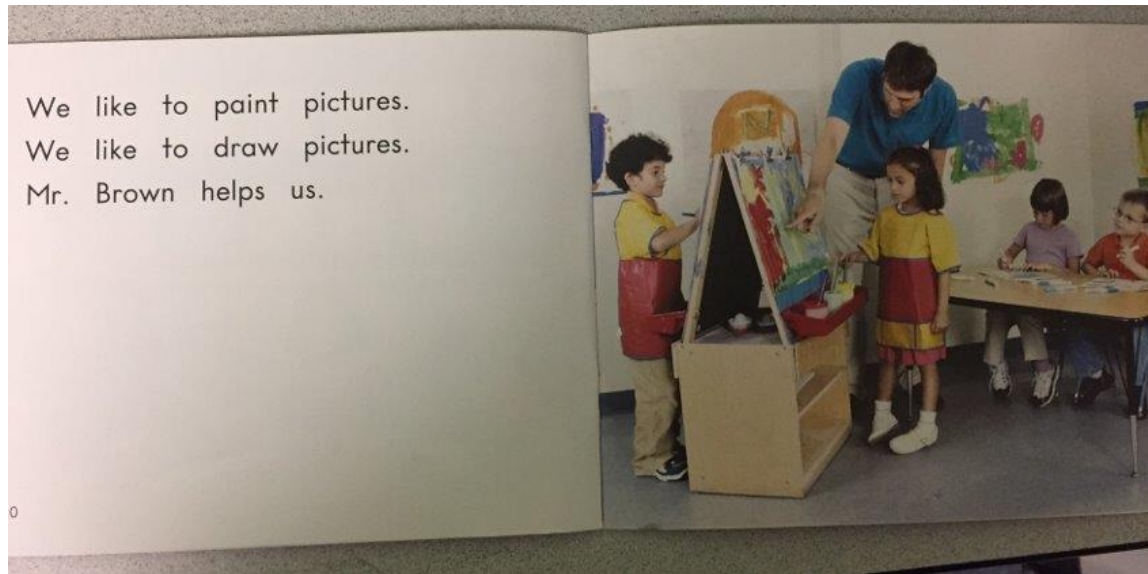
She was sleeping
on the rug.
I said,
"Wake up, Socks!"



Leveled books can
be purchased of
Amazon or through
Scholastic.




Towards the end of kindergarten



Leveled books can be purchased of Amazon or through Scholastic.




What does writing look like at the beginning
of kindergarten?



Narrative
(Writing true
stories)


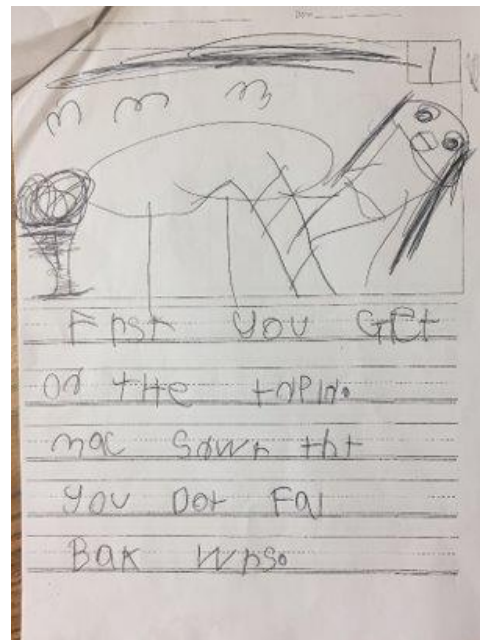
What does writing look like at the beginning
of kindergarten?



Narrative
(Writing true
stories)


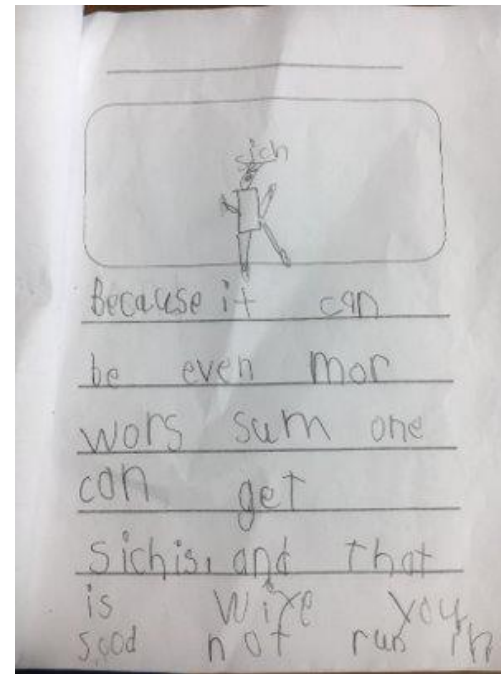
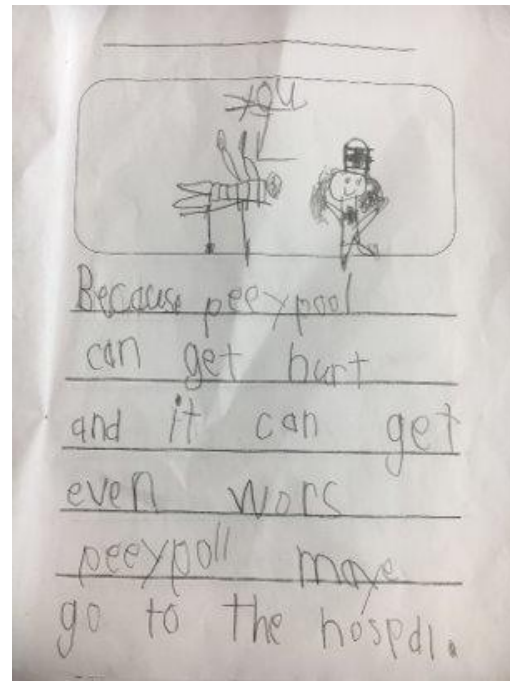
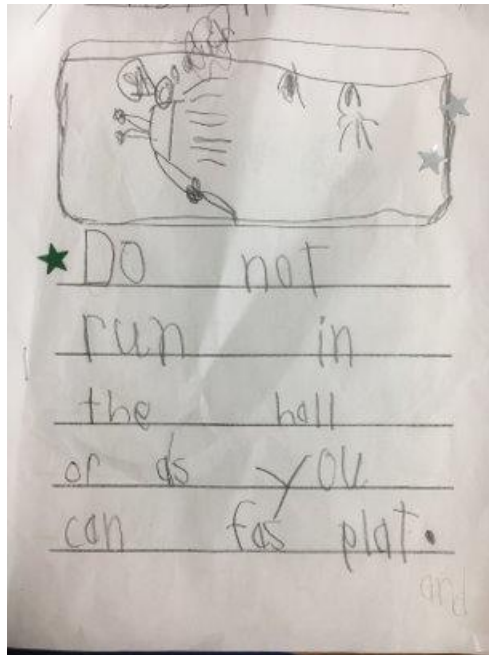
What does writing look like throughout kindergarten?

Informational (Writing How-To books)



What does writing look like throughout kindergarten?

Opinion (Write to make world a better place)



A hand-drawn illustration of a spiral-bound notebook. The notebook is white with a black spiral binding at the top. The background is a solid orange color. The text is written in a casual, handwritten style.

What to expect...

in
Math Workshop

What does math workshop look like in kindergarten?

Topics/Units Covered:

- Number sense (subitizing, counting, skip counting)
- Comparing Numbers
- Geometry
- Measurement, sorting, and graphing
- Place Value
- Addition & Subtraction



We will use manipulatives, technology, games, math centers, and more to explore math concepts.

Ways to help over the summer

Your child can practice:

- Listening with understanding to directions and conversations
- Following one-step and two step directions
- Speaking clearly enough to be understood without contextual clues
- Relating experiences with some understanding of sequences of events
- Listening with interest to stories read aloud
- Retelling some information from a story (some events or characters)
- Writing their first name (capital letter to start, the rest lowercase)
- Practice holding a pencil
- Draw pictures of experiences and tell a story to match



LET'S BE INDEPENDENT!

- The eight simple steps to be independent!
- Step 1: A nifty nametag
- Step 2 Backpack business
- Step 3: Safe shoes shuffle
- Step 4: Lunch and snack containers chaos
- Step 5: Bathroom buzz
- Step 6: Wise words
- Step 7: Fine motor frenzy
- Step 8: Stop, look, and listen with purpose!

Kindergarten Student Tag

Name: _____

Teacher: _____

Address: _____

Subdivision: _____

Home Phone: _____

Mom's Cell: _____

Dad's Cell: _____

Transportation Home: _____

LET'S BE INDEPENDENT!

- Students may wear a nametag to school the first day!
- They are given this nametag to wear each day!
- It is imperative that they wear it each day and learn their bus, daycare, or carpool routines.



BACKPACK BUSINESS!

- I can open and close my backpack!
- The backpack must hold a folder, an extra change of clothes, and a lunchbox if needed.
- Practice zipping and unzipping the backpack.

SAFE SHOE SHUFFLE

- I can put on and take off my own shoes!
- Students are not expected to tie their shoes due to lack of fine motor.
- Velcro is perfect!
- No lights needed!
- Safe shoes are necessary for recess, P.E. and for exiting the building safely.



LUNCH AND SNACK CONTAINER CHAOS

- I can open and close my lunch and supplies.
- Pack lunch items that are healthy.
- Use lunch containers that your child can open and close easily independently.
- Place items for snack in a separate container and place it in the front pouch of the backpack.



BATHROOM BUZZ



I can use the bathroom in a clean and safe way.

- Students need to open and close the door independently.
- They need to lock and unlock the latch independently.
- They need to function in the bathroom independently (Zip, snap, button and aim!)



WISE WORDS WITH A SOCIAL SPIN

I can use my words to tell others what I need and how I feel.

- Help your child develop a vocabulary to communicate what they need, and assure them that teachers are there to help!
- Taking turns, listening without interrupting, and making eye contact.

FINE MOTOR FRENZY

I can cut, paste, and use pencils, Crayons, and markers to show what I know.

- Grasp pencil correctly.
- Practice writing name from a model.
- Grasp scissors correctly.
- Encourage correct pencil grip and pressure.



We look forward to seeing our Kinder-Cougars in August!



For more information

Any additional questions, email

Sharon Masten

Curriculum Support Teacher

masten@fultonschools.org

