

Getting Started with Naviance - 9th

Discover your strengths, interests, and learning styles while exploring possible career pathways

Visit <https://launchpad.classlink.com/fcs>

Follow the link to Launchpad and login using FCS Classlink. Select the Naviance icon, and you should be automatically directed to your account.

1



2

Scroll down to Important To-Dos and Tasks.

Important To-Dos and Tasks

- TASK Complete Career Interest Profiler
DUE Saturday Apr 30, 2022
Assigned by Your Counselor
- TASK Add 3 Careers to Favorites List
DUE Saturday Apr 30, 2022
Assigned by Your Counselor
- TASK 9th Grade Dual Enrollment Survey
DUE Saturday Apr 30, 2022
Assigned by Your Counselor

See All in My Planner

3

1. First Click on **Complete Career Interest Profiler** and begin by Clicking on the **Pink Arrow**.

Complete Career Interest Profiler

Status: Not started

DUE Saturday Apr 30, 2022

To complete this task, you need to **complete the Career Interest Profiler**.

Task information

Requirement:

REQUIRED

Description:

Attention:

Please add at least **three** (3) career to favorite list.

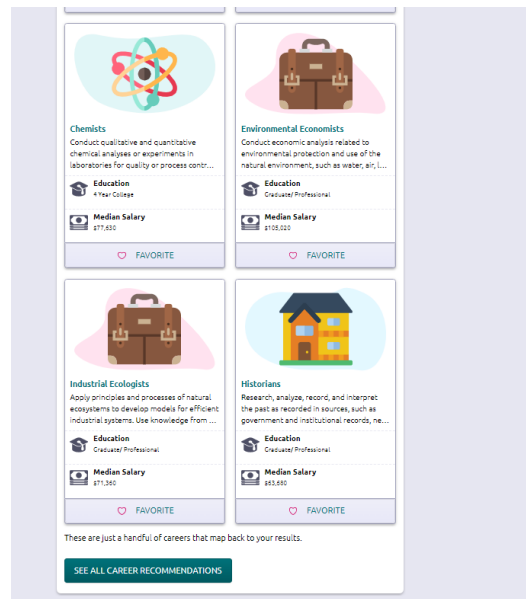
To-Dos

No to-dos to show

Recent Updates

No Updates

After Completing the Career Interest Profiler, Read the Summary! At the bottom you will be prompted to view matching careers. Click SEE ALL CAREER RECOMMENDATIONS!



4

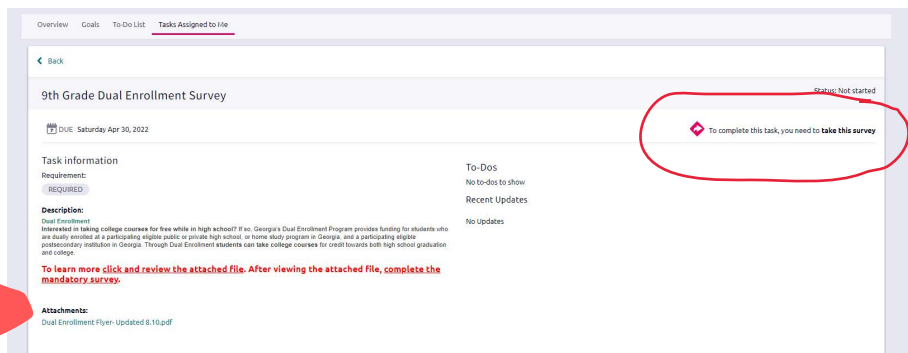
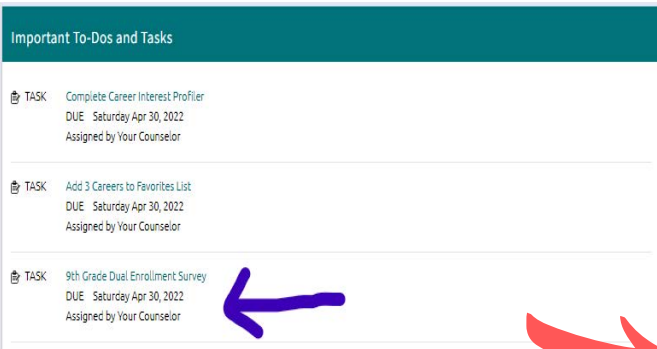
5

Review the list of careers and their descriptions by clicking on the names. Make sure to click the heart to "favorite" 3 careers that you might be interested in.



Go back to Home (on top). Go to Important To-Dos and Tasks and Click on 9th Grade Dual Enrollment Survey. Click on the Attachment, read it and then Complete the Mandatory Survey!

6



All done!