


Getting Started with Naviance - 10th

Discover your strengths, interests, and learning styles while exploring possible career pathways

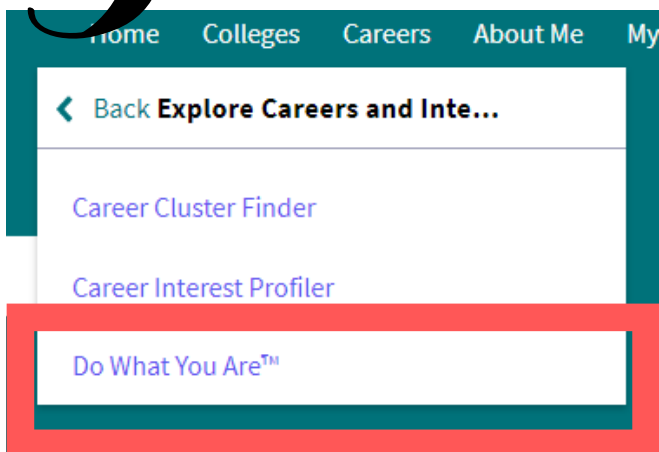
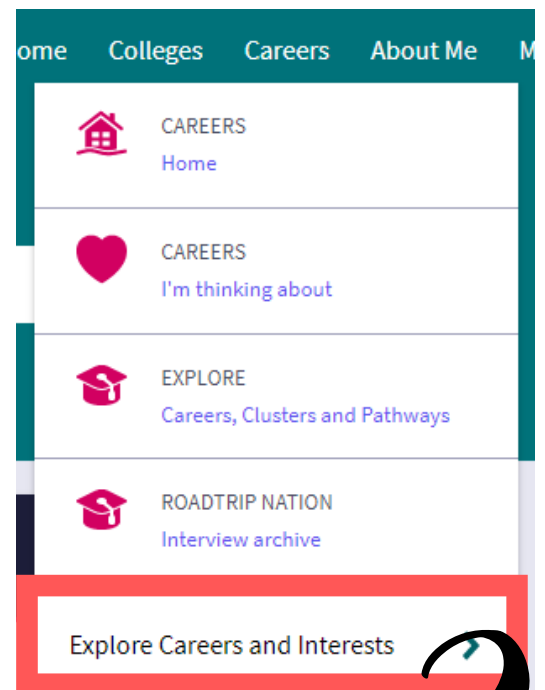
Visit <https://launchpad.classlink.com/fcs>




Follow the link to Launchpad and login using FCS Classlink. Select the Naviance icon, and you should be automatically directed to your account.



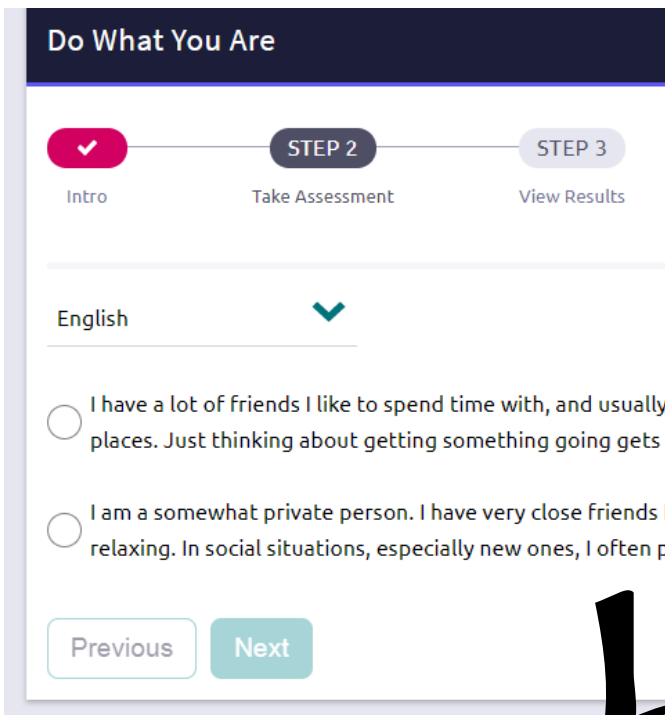
Under the Careers tab, click Career Home, which will take you to the landing page for Careers. Once there find the tab that says "Explore Careers and Interests"



Select the "Do What You Are" activity



Over



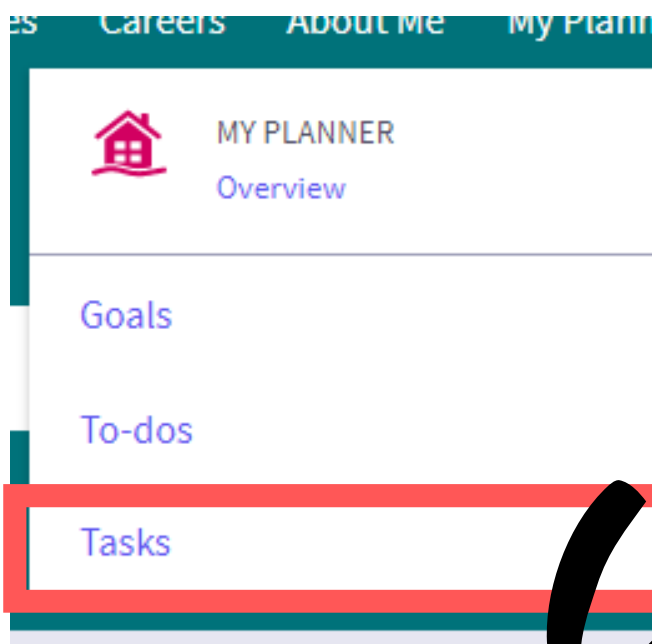
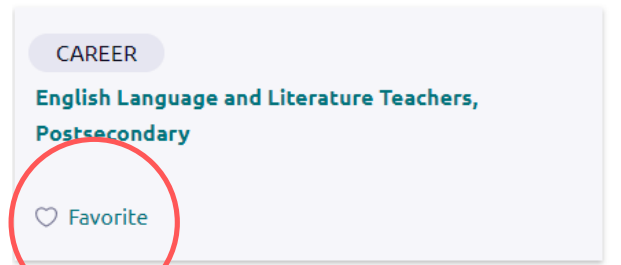
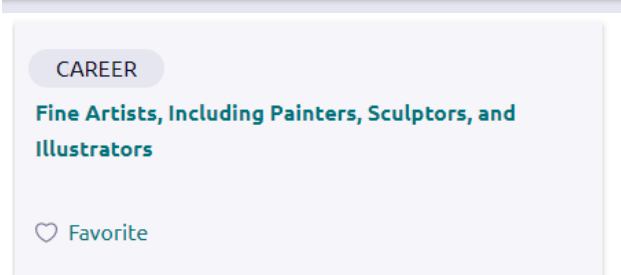
4

After reading through the introductory information, continue on to the assessment. You will need to select between two options pertaining to your personality and processes. Do not think too much, just go with your first initial impression.

5

SEE RELATED CAREERS

Once you have received and reviewed your final results, scroll to the bottom, and click **"See Related Careers."** Look through the suggested careers, and **"favorite"** 3 to save them!



6

You will also need to complete the **Dual Enrollment Survey**. Under My Planner, you will find it in **"Tasks."**

