

# **SUMMER LITERACY**

## **TITLE I**

DR. OWENS - TWAITES, LITERACY COACH

**CAMPBELL ELEMENTARY**

# SUMMER SLIDE

Research conducted by a [Brookings Institute article](#) written by David M. Quinn and Morgan Polikoff highlight statistics about the summer slide, a term used to describe the academic regression experienced by students over the summer.

In their overview of the summer slide, Quinn and Polikoff offer a few key facts:




- Learning and achievement are perishable. The average student loses a month of academic calendar learning each summer.
- The impact of the summer slide contributes to a more pronounced achievement gap.

# WHAT CAN YOU DO?

- **Develop children's oral language**
- Depending on the child's language skill level, give him a story to read or have a story read to them. When the story is finished, ask your child to pinpoint favorite parts of the story.
- **Read several stories every day**
- The more children are exposed to literature, the more reading will become part of their daily life. A child is introduced to new information, concepts, and phonemic awareness with every story.
- **Surround your children with reading material**
- Children with a large collection of reading resources in their homes perform better academically. Provoke a reading habit in your child by having a large array of interesting books and magazines at her reading level.
- **Encourage a wide variety of reading activities** Make reading an essential part of your children's lives. Let them read menus, movie name, roadside signs, game guides, weather reports, and other practical everyday information. Always try to make sure your children have something to read in their spare time.
- **Let them use e-readers**
- E-readers can be adapted to each person's specific needs. If you have a child who needs larger font or less lines per page in order to improve their reading ability, e-readers are perfectly suited to this kind of tailoring.
- **Let them choose what they read**
- Reading for pleasure is one of the best ways for a child to improve his performance at school but teaching a child to love reading involves a lot more than simply handing him a book.

# WHY READ AT HOME/CAR?

## WHY READ 20 MINUTES AT HOME?

❖ Student A reads an average of 20 minutes per day.	❖ Student B reads an average of 5 minutes per day.	❖ Student C reads an average of 1 minute per day
❖ 3,600 minutes per school year.	❖ 900 minutes per school year.	❖ 180 minutes per school year
❖ 1,800,000 words per year.	❖ 282,000 words per year.	❖ 8,000 words per year.
❖ Scores in the 90 <sup>th</sup> percentile on standardized tests.	❖ Scores in the 50 <sup>th</sup> percentile on standardized tests.	❖ Scores in the 10 <sup>th</sup> percentile on standardized tests.
		

If they start reading for 20 minutes per night in Kindergarten, by the end of 6<sup>th</sup> grade, Student A will have read for the equivalent of 60 school days, Student B will have read for 12 schooldays, and Student C will have read for 3.

**WANT TO BE A BETTER READER? SIMPLY READ.**

# K-1

- [25 High Frequency Words](#)
- [50 High Frequency Words](#)

## Word Solving Strategies

### Ways to Take Action & Solve Words

**ALWAYS...**

- Make Sense
- Sound Right
- Look Right

### Eagle Eye



Look at the picture.

Think "What is in the picture that starts with the beginning letter?"

### Lips the Fish



Get your mouth ready!

Say the beginning sound.

### Stretchy Snake



Slowly stretch each letter sound to make the word.

ship = sh || p

### Chunky Monkey



Break the word into chunks you already know.

maT

flaT

spl aT ter

### Tryin' Lion



Try to re-read the sentence.

Think "What makes sense?"

### Skippy Frog



Skip the tricky word.

Read to the end.

Go back & try it again.

### Flippy Dolphin



Flip the vowel sound.

Try the long & short sounds.

### Careful Gaterpillar



Carefully read the whole word.

Think about all the word parts.

Think about what makes sense.

# 2-3

- [50 High Frequency Words](#)
- [100 High Frequency Words](#)
- [Lexile Grade 3](#)

**Sort & Spell**  
Two and Three Syllable Words

How Many Syllables?	Syllable	Syllable	Syllable (Cross-out this box if your word has only 2 syllables)	Word
				1.
				2.
				3.
				4.
				5.

© Creative Pathways

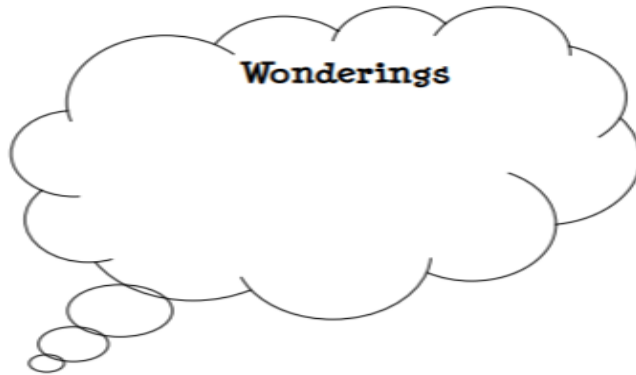
# 4-5

- [100 High Frequency Words](#)
- [200 High Frequency Words](#)
- [Lexile Grade 5](#)
- [Lexile Grade 4](#)
- [1000 Fry Words](#)
  
- [Story Skills Story Elements](#)

# GRADES 3-5

Story Title: \_\_\_\_\_

Author: \_\_\_\_\_



Vocabulary Words	Definition

**Fiction or Non-Fiction**  
( False ) ( Not False )

because \_\_\_\_\_  
\_\_\_\_\_

**Genre:** \_\_\_\_\_

### Point of View

Who is telling the story?

**First Person** or **Third Person**  
(character in the story) (narrator or outsider)

**Pronoun Clues:**

### Characters

Who is the main character?  
\_\_\_\_\_

Two character traits that describe this character:

\_\_\_\_\_ & \_\_\_\_\_

How are you and the main character similar?

\_\_\_\_\_

How are you and the main character different?

\_\_\_\_\_

**Supporting Characters:**

\_\_\_\_\_

### Author's Purpose

**P**ersuade      **I**nform      **E**ntertain

### Setting

Where does the story mainly take place?  
\_\_\_\_\_



# RESOURCES

- [Regional Educational Laboratory Program](https://ies.ed.gov/ncee/edlabs/regions/southeast/foundations/kindergarten_intro.asp)
- [https://ies.ed.gov/ncee/edlabs/regions/southeast/foundations/kindergarten\\_intro.asp](https://ies.ed.gov/ncee/edlabs/regions/southeast/foundations/kindergarten_intro.asp)
- Aligned to the practice guide for building Foundational Reading Skills in Kindergarten-3<sup>rd</sup> grade, these videos and activities provide families with information about how to support children as they practice foundational reading skills at home. The site currently has information for kindergarten and 1<sup>st</sup> grade. Additional activities for 2<sup>nd</sup> and 3<sup>rd</sup> grade will be added in the coming weeks.

# RESOURCES



## LITERACY RESOURCES

- Ⓢ **AUDIBLE STORIES** collection of free streaming titles for kids across six languages
- Ⓢ **CÓMO HABLAR CON LOS NIÑOS SOBRE EL CORONAVIRUS**
- Ⓢ **E-READ KIDS** collection of e-books and audio books for kids in pre-K – 4
- Ⓢ **HÁBLAME BEBÉ** app that supports Spanish-speaking parents in delivering language nutrition to infants and young children
- Ⓢ **THE ORGANWISE GUYS** engaging activities such as coloring sheets, short videos, recipes, and more to get kids excited about healthy living
- Ⓢ **RENAISSANCE MYON** anytime/anywhere access to thousands of digital books and news
- Ⓢ **RIVET APP** with over 2,000 leveled books for kids in K – 2
- Ⓢ **SCHOLASTIC LEARN AT HOME** special cross-curricular journeys
- Ⓢ **SIGHTWORDS.COM** resources to help teach your child to read
- Ⓢ **STORYLINE ONLINE** children's literacy website that streams videos featuring celebrated actors reading children's books
- Ⓢ **TEACHING OUR WORLD: THE CORONAVIRUS – SCHOLASTIC** resources to help ease children's fears and empower them with age-appropriate information
- Ⓢ **WORDS2READING** resources for developing early language skills and reading readiness from birth – 8

[GETGEORGiareading.org/coronavirus](https://getgeorgiareading.org/coronavirus)

# IREADY

- ***i-Ready Instruction:*** *i-Ready Instruction* provides students with lessons based on their individual skill level and needs, so your child can learn at a pace that is just right for them. These lessons are fun and interactive to keep your child engaged as they learn.

# WHAT ELSE CAN YOU DO?

- Read EVERY day! Read non-fiction, fiction, eBooks, poetry, newspapers and read out loud! For most children, twenty minutes is an appropriate amount of time to read for a child who is an independent reader.
- Cook with your children. This is one of the best ways to integrate math, reading and following directions. Let your child design the menu too! Help your child put together their favorite recipes in a cookbook.
- Plant a garden. Your child will gain responsibility and pride as they watch their plants grow and thrive.
- Keep a journal about summer experiences.
- Learn 2-3 new words each week! Hang it on the fridge and see who can use it the most times throughout the week.
- Play quick games with flashcards like Math War or Concentration to keep math skills sharp.
- Listen to Audio Books during your road trip.
- Take pictures and make a summer scrapbook.
- Did I mention READ?! If your child does nothing else this summer, make sure he/she is reading!

# READING TRACKING SHEETS

- [Reading Tracking Sheets](#)
- [Fluency Sheets](#)

Name \_\_\_\_\_

FLUENCY GOALS FOR **JUNE**

	Passage Title	Goal WRR	1st Read	2nd Read	3rd Read	Goal Met? Yes/No	Comprehension Questions Correct
Passage 1							
Passage 2							
Passage 3							
Passage 4							
Passage 5							
Passage 6							
Passage 7							
Passage 8							
Passage 9							
Passage 10							

© Education to the Core