



A parent's webinar for keeping children safe online

www.fultonschools.org/homeinternetsafety

Fulton
County Schools
Where Students Come First

WELCOME to C.L.I.C.K.S.!

- C.L.I.C.K.S. – Children Learning Important Cyber Knowledge and Safety
- Part I: Tips & Information for Parents
- Part II: Q&A with the Experts



- **Let's Be Good Digital Citizens!**
 - All participants – except the presenter – will be muted during the presentation
 - Please hold asking “live” questions until the end
 - Feel free to put your questions in the chat room

Our Presenters



Dr. Emily Bell
Moderator
Fulton County Schools
Chief Information Officer



Heather Van Looy
Fulton County Schools
Director of
Instructional Technology



Tina Criss
Banneker High School
Media & Educational
Technology Instructor



Special Agent Jackie Gittins
Georgia Bureau of Investigation
Child Exploitation
& Computer Crimes Unit

About Ms. Van Looy

- **Fulton County Schools graduate**
- **15 years of experience teaching in FCS**
- **9 years leadership experience in FCS**
- **Fulton County Parent**



Heather Van Looy

Fulton County Schools
Director of Instructional Technology



What does it mean to be a
digital citizen?

Fulton County Schools' Commitment to Digital Citizenship

- Common Sense Education District recognition since 2016
- Annual certification for all schools
- Lessons in all grades (K-12)



Digital Citizenship Curriculum

- Created by Common Sense Media and Project Zero (Harvard Graduate School of Education)
- Guided by research
- Addresses real challenges and digital dilemmas faced by students
- Organized around 6 core topics



6 Core Topics of Digital Citizenship



MEDIA BALANCE & WELL-BEING
We find balance
in our digital lives.



PRIVACY & SECURITY
We care about
everyone's privacy.



DIGITAL FOOTPRINT & IDENTITY
We define who we are.



RELATIONSHIPS & COMMUNICATION
We know the power
of words & actions.



CYBERBULLYING, DIGITAL DRAMA & HATE SPEECH
We are kind & courageous.

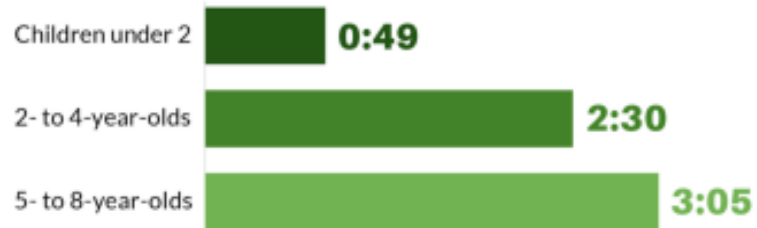


NEWS & MEDIA LITERACY
We are critical
thinkers & creators.

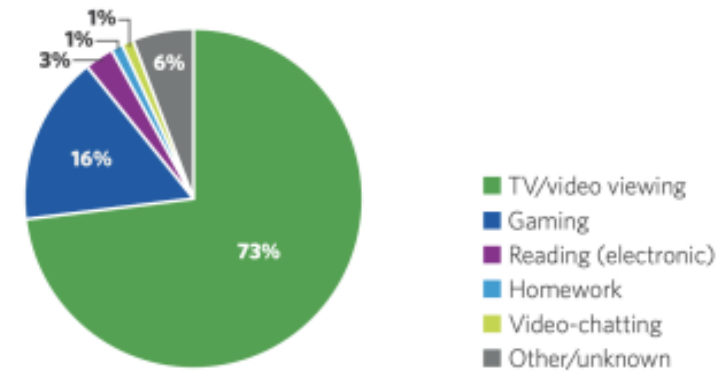
The Digital Landscape by the Numbers¹



On average, children 8 and younger use about two and a half hours (2:24) of screen media a day.



Among 0- to 8-year-olds, proportion of average daily screen time devoted to ...



Amount of daily screen use, not including for school or homework



Tweens:

4 hours, 44 minutes



Teens:

7 hours, 22 minutes

By socioeconomic status

Tweens in higher-income homes: **3:59**

Tweens in lower-income homes: **5:49**

Young people in lower-income homes use nearly two more hours of screen media a day than their peers in higher-income homes.

Note: "Lower income" is <\$35,000; "higher income" is \$100,000+ per year.



MEDIA BALANCE & WELL-BEING

We find balance
in our digital lives.

- Important to consider the type of screen time in which students engage:
 - **Passive Consumption** – watching TV, listening to music
 - **Interactive Consumption** – playing games, browsing the internet
 - **Educational** – educational software, schoolwork & homework
 - **Content Creation** – using devices to create something (art, music, video, infographics)
- How do we find a happy balance between online and offline activities?



Encouraging Media Balance and Well-Being

- Create screen-free times and zones
- Try parental controls
- Establish clear family rules
- Watch and play together
- Help identify healthy behaviors and reflect on how they feel
- Model the behavior you want to see

www.commonsense.org/education/family-resources

T.A.P. into Internet and Device Safety

- **TIME**
 - Parents can restrict the time spent on a device
- **ACCESS**
 - Parents can enable parental controls so block and filter inappropriate sites
- **PASSWORD PROTECTION**
 - Parents can help children choose passwords that meet complexity requirements



About Ms. Criss

- Graduate of Fulton County Schools
- Children attended Fulton County Schools
- Worked in Fulton Schools for past 7 years as METI; first career was advertising consultant and project manager
- Laura Bush Grant Recipient
- Serve as School Lead on FCS Vanguard Team and on FCS METI Advisory Committee



Tina Criss

Banneker High School
Media & Educational Technology Instructor

Media Balance & Wellbeing

What is the Role of Digital Media in Your Life?

- Students examine the positive and negative impacts from digital media
- Students brainstorm ways to unplug

> Grades 6–12 Family Tips

Model the behavior you want to see.

Tweens and teens learn more from watching adult behavior than listening to lectures. Consider how you use your devices and other media, and make changes if your use doesn't follow your expectations for your kids.



[This Photo](#) by Unknown Author is licensed under [CC BY-SA-NC](#)

Privacy & Security


How Do We Protect Our Online Reputations?

- Students will learn about phishing and other online thefts that can occur
- Students will discuss why certain apps/websites have an age restriction
- Students will learn about the type of information being collected about them on different apps/websites

> Grades 6–12 Family Tips

Read the fine print.

Find the privacy policy of your kid's favorite app and read it together. Is it clear or complicated? Can you tell what information the company collects and what they do with it? Are they selling it? Storing it? Keeping it safe?



Digital Footprint & Identity


Who is Looking at Your Digital Footprint?

- Students will analyze what their digital footprint is and how it can affect their future (digital reputation)
- Students will reflect on their responsibilities to both their own and others' digital footprints

> Grades 6–12 Family Tips

Be a role model.

Before you post a photo of your tween or teen on social media, ask them if it's OK to share. Not only will you give them control over their own digital footprint, you'll be showing them what you expect them to do with others' photos.



Relationships & Communication

The Importance of Civil Communication Online

- **Students will learn strategies to keep conversations civil online: C.O.O.L.**
 - Calm
 - Open-minded
 - Only focused on the ideas
 - Listening actively
- **Students will recognize and brainstorm responses to "red flag feelings" when using social media**

➤ *Grades 6–12 Family Tips*

Give them the right words.

Kids learn about appropriate verbal and physical communication from watching you. But online conversations can be invisible. Occasionally, narrate as you're writing texts or social media comments when your kids are in earshot.



Cyberbullying, Digital Drama & Hate Speech

What You Send In That Moment When...

- Students will problem solve a variety of ways to respond to cyberbullying and hate speech
- Digital dilemmas will be explained: a digital dilemma is a situation in digital life where it's not always clear what's best to do

➤ Grades K-12 Family Tips

Check in about online life.

Just like you'd ask your kid about their sleep, exercise, and eating, stay on top of their online life. Who are they chatting with? How do people treat each other in the games and on the sites they're using?



News & Media Literacy

How Do We Identify Credible and Trustworthy Information?

- Students will learn to analyze media for credible sources
- Why do you think it's important to get the full story before reacting to or sharing breaking news?
- Why would someone want to make a fake video?
- Lateral web searches

> Grades 6–12 Family Tips

Encourage healthy skepticism.

Help tweens and teens analyze the messages around them -- from Instagram posts to news headlines -- and question the purpose of the words and images they see. Teach kids how to use fact-checking tools like Snopes and FactCheck.org.





Internet Safety for Parents

GBI Special Agent Jackie Gittins

About Agent Gittins

- 10+ years of law enforcement experience
- Previously a Child Abuse Specialist at the GBI Milledgeville Field Office
- Trains law enforcement personnel, students, and parents about various topics concerning cyber safety, crimes against children, and human trafficking
- Keeps current on issues involving the exploitation of children, child abuse, and human trafficking trends

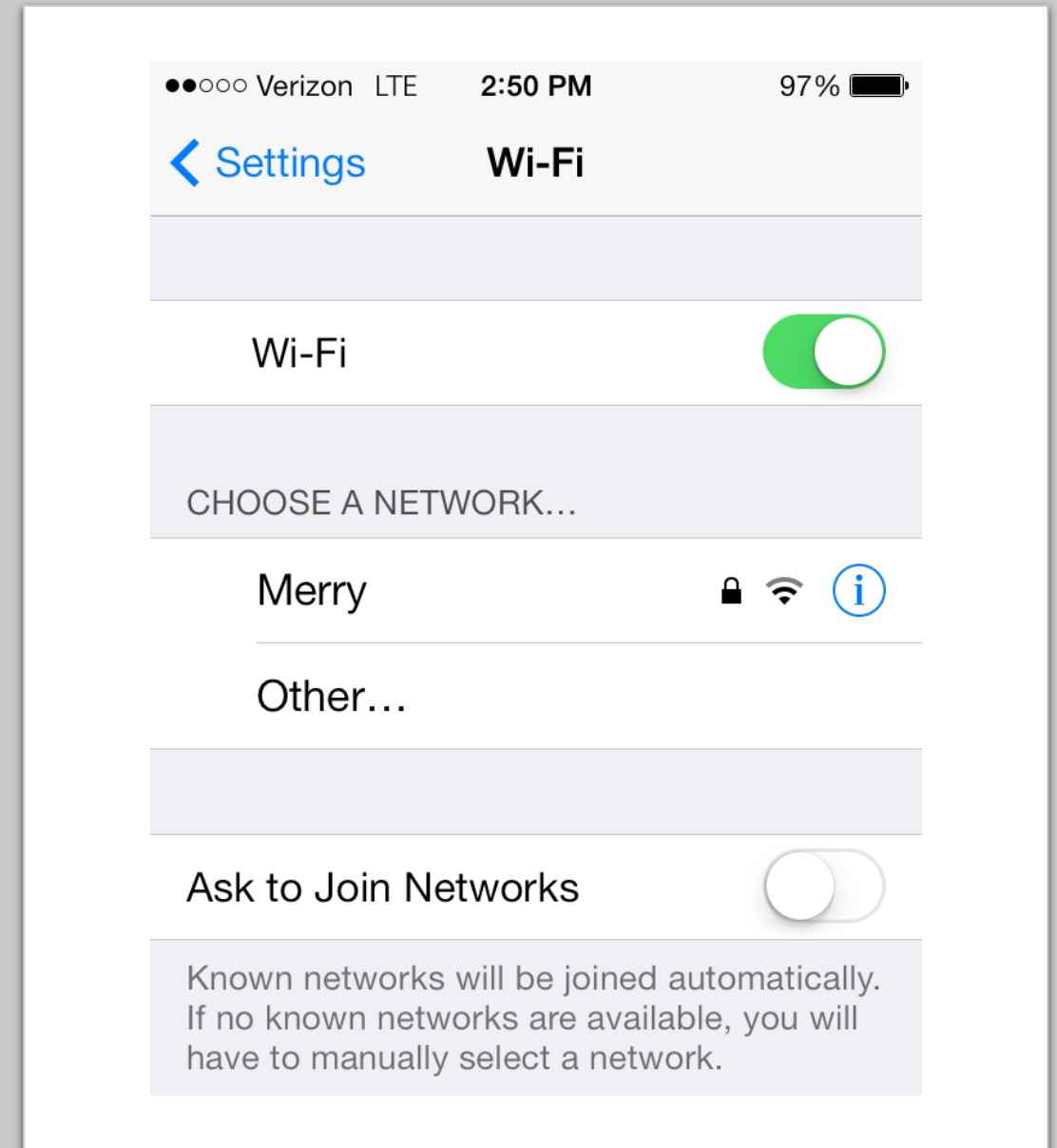


Special Agent Jackie Gittins

Georgia Bureau of Investigation
Child Exploitation & Computer Crimes Unit

How to Protect Your Home Internet – WI-FI

- Password protect your wireless account!
 - Use a complicated password
 - (ex: 9Pa#%7NH\$ffG32)
 - Use a Password Manager to manage all passwords
- Do NOT share your password with others
 - All internet activity will be traced back to your account and residence
 - If you do share, consider changing your password



How Can You Keep Your Children Safe Online?

1

Teach child how
to be safe
online

2

Set parental
controls on
child's phone

3

Periodically
examine child's
phone

4

Take phone
away at night




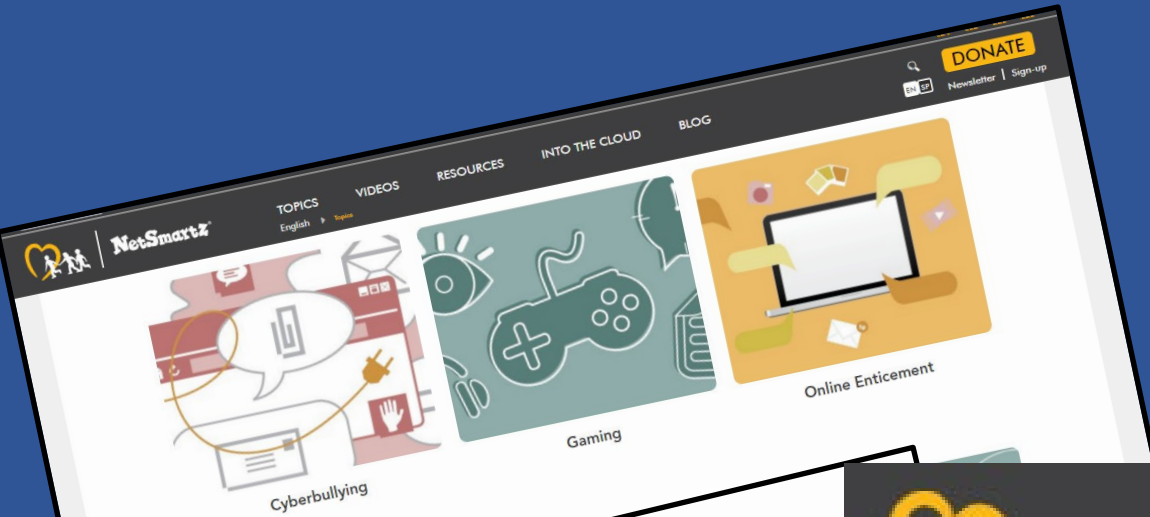
5

Educate
yourself about
popular apps

6

Cell phone
monitoring
tools

Teaching Internet Safety at Home



Parental Controls

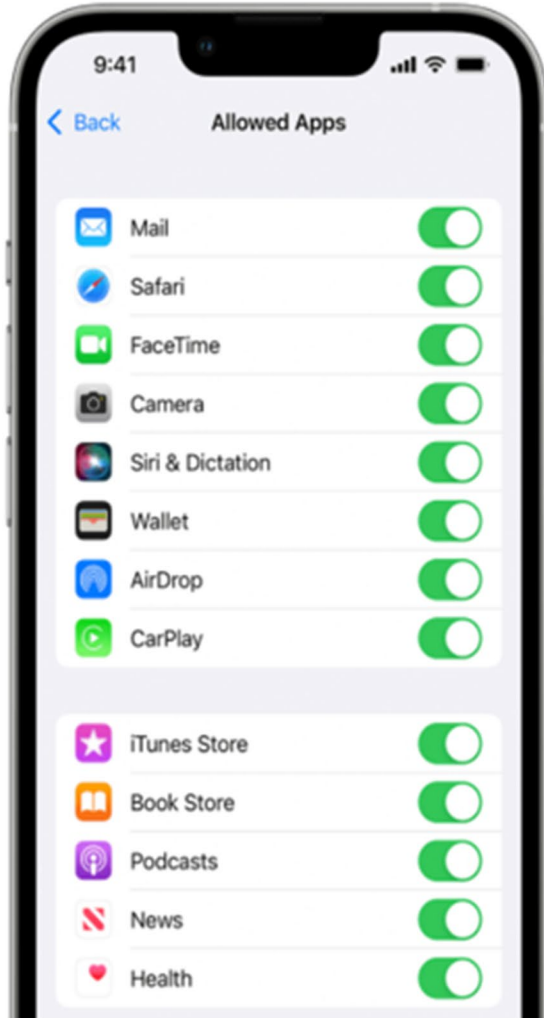
Parental Controls prevent children from accessing inappropriate, unsuitable, or illegal content online.

Can be implemented in the following ways:

- Computer operating system (Windows, Apple)
- Internet Service Providers (AT&T, Charter, WOW, etc.)
- Electronic device settings (cell phones, tablets, gaming consoles, etc.)
- Search engine settings
- Chat software settings



Apple iPhone Parental Control Settings



Allow built-in apps and features

You can restrict the use of built-in apps or features. If you turn off an app or feature, the app or feature won't be deleted, it's just temporarily hidden from your Home Screen. For example, if you turn off Mail, the Mail app won't appear on your Home Screen until you turn it back on.

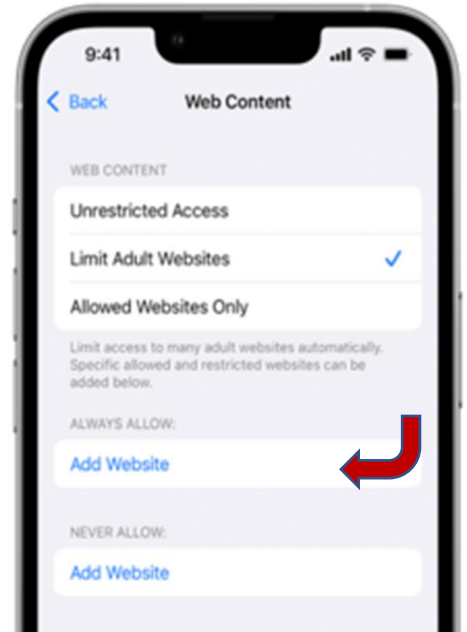
To change your Allowed Apps:

1. Go to Settings and tap Screen Time.
2. Tap Content & Privacy Restrictions.
3. Enter your Screen Time passcode.
4. Tap Allowed Apps.
5. Select the apps that you want to allow.

Keep kids safe on the Internet.

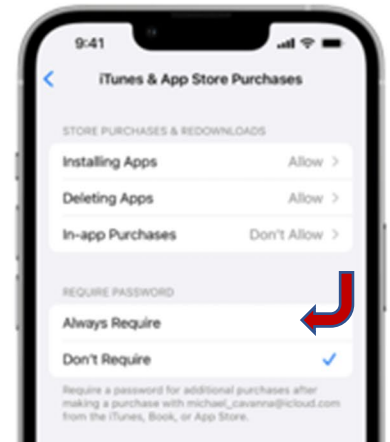
Set your kids' devices to limit adult content or open only websites that you select.

You can also install special web browsers that re designed to display only kid-friendly content



Prevent App Store Purchases.

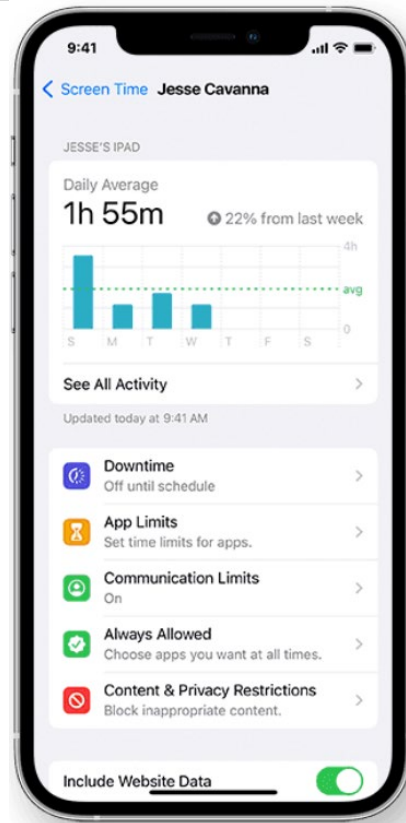
You can also prevent your child from being able to install or delete apps, make [in-app purchases](#), and more.





Setting Limits on Screen Time

Screen Time lets you know how much time you and your kids spend on apps, websites, and more. This way, you can make more informed decisions about how you use your devices, and set limits if you'd like to.



Update, Update, Update!

iPhone is designed to protect your data and your privacy. Built-in security features help prevent anyone but you from accessing the data on your iPhone and in iCloud.



Parents:
Do you know which apps are
on your child's cell phone...
and what each app does?



FIFTEEN APPS

PARENTS SHOULD KNOW ABOUT

MEETME



MEETME IS A DATING SOCIAL MEDIA APP THAT ALLOWS USERS TO CONNECT WITH PEOPLE BASED ON GEOGRAPHIC PROXIMITY. AS THE APP'S NAME SUGGESTS, USERS ARE ENCOURAGED TO MEET EACH OTHER IN PERSON.

GRINDR



GRINDR IS A DATING APP GEARED TOWARDS GAY, BI AND TRANSGENDER PEOPLE. THE APP GIVES USERS OPTIONS TO CHAT, SHARE PHOTOS AND MEET UP BASED ON A SMART PHONE'S GPS LOCATION.

SKOUT



SKOUT IS A LOCATION-BASED DATING APP AND WEBSITE. WHILE USERS UNDER 17-YEARS-OLD ARE UNABLE TO SHARE PRIVATE PHOTOS, KIDS CAN EASILY CREATE AN ACCOUNT USING A DIFFERENT AGE.

WHATSAPP



WHATSAPP IS A POPULAR MESSAGING APP THAT ALLOWS USERS TO SEND TEXTS, PHOTOS, MAKE CALLS AND VIDEO CHATS WORLDWIDE. WHATSAPP USES AN INTERNET CONNECTION ON SMART PHONES AND COMPUTERS.

TIKTOK



TIKTOK IS A NEW MOBILE DEVICE APP POPULAR WITH KIDS USED FOR CREATING AND SHARING SHORT VIDEOS. WITH VERY LIMITED PRIVACY CONTROLS, USERS ARE VULNERABLE TO BULLYING AND EXPLICIT CONTENT.

BADOO



BADOO IS A DATING AND SOCIAL NETWORKING APP WHERE USERS CAN CHAT, SHARE PHOTOS AND VIDEOS AND CONNECT BASED ON LOCATION. WHILE THE APP IS INTENDED FOR ADULTS ONLY, TEENS ARE KNOWN TO CREATE PROFILES.

BUMBLE



BUMBLE IS SIMILAR TO THE POPULAR DATING APP 'TINDER' HOWEVER, IT REQUIRES WOMEN TO MAKE THE FIRST CONTACT. KIDS HAVE BEEN KNOWN TO USE BUMBLE TO CREATE FAKE ACCOUNTS AND FALSIFY THEIR AGE.

SNAPCHAT




SNAPCHAT IS ONE OF THE MOST POPULAR APPS IN RECENT YEARS. WHILE THE APP PROMISES USERS CAN TAKE A PHOTO/VIDEO AND IT WILL DISAPPEAR, NEW FEATURES INCLUDING 'STORIES' ALLOW USERS TO VIEW CONTENT FOR UP TO 24

KIK



KIK ALLOWS ANYONE TO CONTACT AND DIRECT MESSAGE YOUR CHILD. KIDS CAN BYPASS TRADITIONAL TEXT MESSAGING FEATURES. KIK GIVES USERS UNLIMITED ACCESS TO ANYONE, ANYWHERE, ANYTIME.

LIVE.ME



LIVEME IS A LIVE-STREAMING VIDEO APP THAT USES GEOLOCATION TO SHARE VIDEOS SO USERS CAN FIND OUT A BROADCASTER'S EXACT LOCATION. USERS CAN EARN 'COINS' AS A WAY TO 'PAY' MINORS FOR PHOTOS.

HOLLA



HOLLA IS A SELF-PROCLAIMED 'ADDICTING' VIDEO CHAT APP THAT ALLOWS USERS TO MEET PEOPLE ALL OVER THE WORLD IN JUST SECONDS. REVIEWERS SAY THEY HAVE BEEN CONFRONTED WITH RACIAL SLURS, EXPLICIT CONTENT AND MORE.

WHISPER



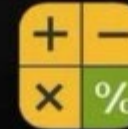
WHISPER IS AN ANONYMOUS SOCIAL NETWORK THAT PROMOTES SHARING SECRETS WITH STRANGERS. IT ALSO REVEALS A USER'S LOCATION SO PEOPLE CAN MEET UP.

ASK.FM



ASK.FM IS KNOWN FOR CYBER BULLYING. THE APP ENCOURAGES USERS TO ALLOW ANONYMOUS PEOPLE TO ASK THEM QUESTIONS.

CALCULATOR%



CALCULATOR% IS ONLY ONE OF SEVERAL SECRET APPS USED TO HIDE PHOTOS, VIDEOS, FILES AND BROWSER HISTORY.

HOT OR NOT



HOT OR NOT ENCOURAGES USERS TO RATE YOUR PROFILE. CHECK OUT PEOPLE IN THEIR AREA, AND CHAT WITH STRANGERS. THE GOAL OF THIS APP IS TO HOOK UP.

IN PARTNERSHIP WITH PARENTS AND SCHOOLS:

5.9 million children covered.



606 thousand severe self-harm situations detected.

2.6 million severe bullying situations detected.



Social Media Monitoring

Bark tracks conversations and content on Snapchat, Instagram, YouTube, Facebook, Twitter, Pinterest, GroupMe, and more.



Text & Email Monitoring

Bark works with iOS and Android to monitor texts, photos, and videos for concerning interactions.



Screen Time & Web Filtering

Manage when your kids can access the internet and which sites are appropriate for them to visit.



24/7 Detection

Our service looks for activity that may indicate online predators, adult content, sexting, cyberbullying, drug use, suicidal thoughts, and more.



Parental Alerts

Get automatic alerts when Bark detects potential issues, along with expert recommendations from child psychologists for addressing them.




Save Time, Build Trust

Bark saves you from manually monitoring your child's activities, respecting your time and your child's privacy by only surfacing potential concerns.

The Most Coverage of Any Monitoring Tool





Bark helps families manage and protect their children's online lives. We monitor 30+ of the most popular apps and social media platforms, including text messaging and email, for signs of digital dangers. Our screen time management and web filtering tools help you set healthy limits around how and when your kids use their devices. Click [here](#) for an extensive overview of what Bark monitors.



What Bark Monitors

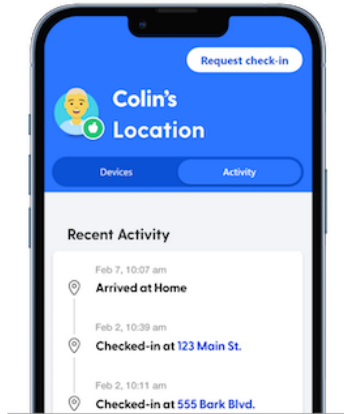
Select your child's device to learn more about what Bark monitors:



-  **iOS Devices** >
-  **Android Devices** >
-  **Amazon Fire** >
-  **Laptops & Computers** >

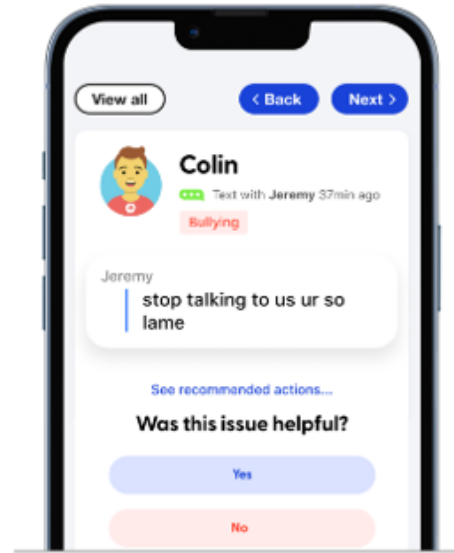


www.bark.us



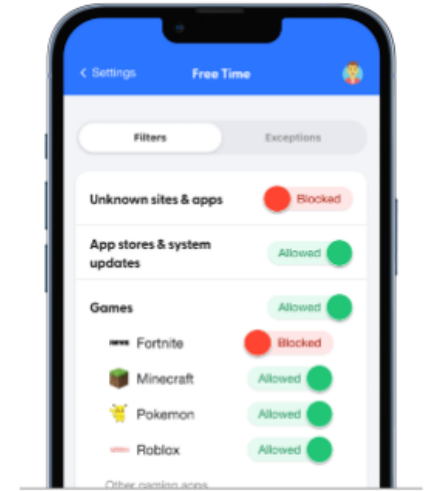
Set location alerts

Get notified when your kid arrives at or leaves a set location.



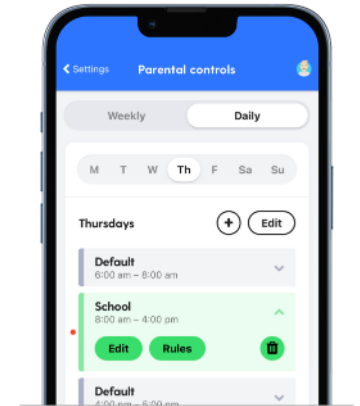
Monitor content

Get alerts for issues like bullying, predators, sexual content, and more.



Filter websites

Block access to specific websites or even whole categories.



Manage screen time

Create custom daily screen time schedules for your child's device.

Results From Our 2020 Case Study

In 2020, Bark analyzed more than 2.1 billion messages across texts, email, YouTube, and 30+ apps and social media platforms. Read the [full report from our 2020 case study](#). These findings exclude school-based accounts.



Violence

88.5% of tweens and 94.1% of teens expressed or experienced violent subject matter/thoughts.



Mental Health

45.5% of tweens and 66.3% of teens engaged in conversations about depression.



Bullying

76.7% of tweens and 82.0% of teens experienced bullying as a bully, victim, or witness.



Drugs/Alcohol

78.0% of tweens and 91.1% of teens engaged in conversations surrounding drugs/alcohol.



Self-Harm/Suicide

41.4% of tweens and 66.6% of teens were involved in a self-harm/suicidal situation.



Sexual Content

70.9% of tweens and 87.9% of teens encountered nudity or content of a sexual nature.

How to Report Inappropriate Internet Activity



<https://report.cybertip.org>

Report an incident

Information entered into this report will be made available to law enforcement for possible investigation. You can contact the National Center for Missing & Exploited Children 24 hours a day at 1-800-THE-LOST (1-800-843-5678).

10% complete

Incident Information

What are you reporting?* Where did the incident occur?

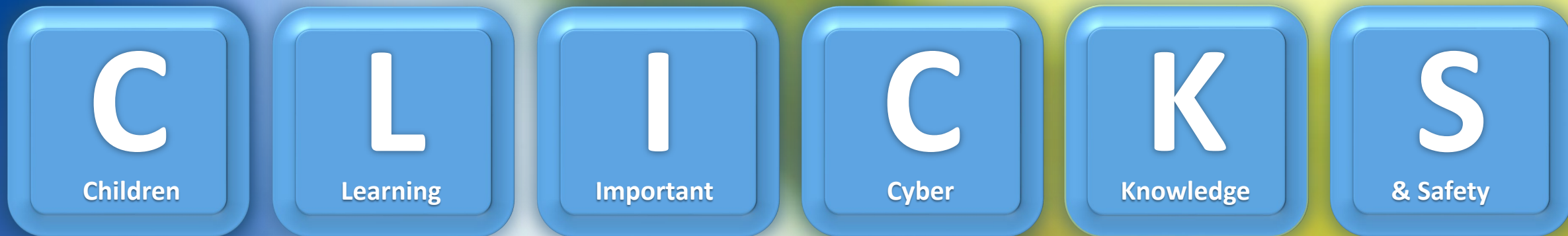
Please specify as many details as possible

Please describe the incident you are reporting

Approximate Date and Time of Incident Time Zone

Do you have information about one or more individuals involved in the reported incident?*

* indicates a required field



A parent's webinar for keeping children safe online

Q&A

www.fultonschools.org/homeinternetsafety

Fulton
County Schools
Where Students Come First



A parent's webinar for keeping children safe online

Thank You to Our Panelists and Participants




Dr. Emily Bell
Fulton County Schools



Heather Van Looy
Fulton County Schools



Tina Criss
Banneker High School



Special Agent Jackie Gittins
Georgia Bureau of Investigation